



2023- yil avgust

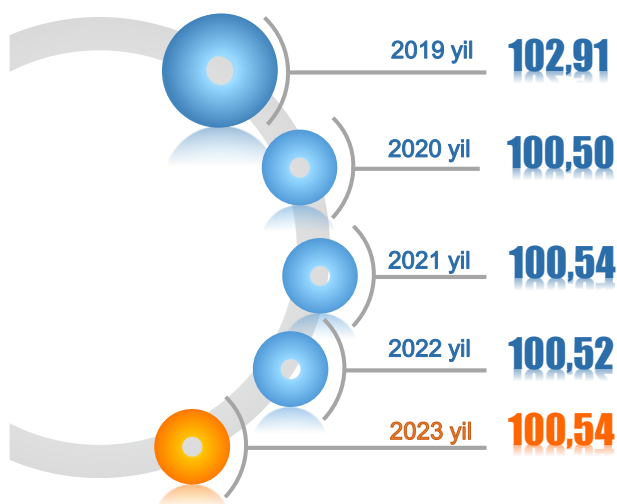
**O‘ZBEKISTON
RESPUBLIKASIDA
ISTE‘MOL NARXLARI
INDEKSI**

O‘ZBEKISTON RESPUBLIKASI BO‘YICHA YIG‘MA ISTE‘MOL NARXLARI INDEKSI (INI)

Iste‘mol narxlar indeksini (INI) iste‘mol sektoridagi inflyatsion jarayonlarning asosiy indikator sifatida alohida o‘rin egallab, davlatning ijtimoiy-iqtisodiy holatini baholashda hal qiluvchi ko‘rsatkichlardan biri hisoblanadi.

AVGUST OYIDAGI YIG‘MA INI, % da

o‘tgan oyga nisbatan



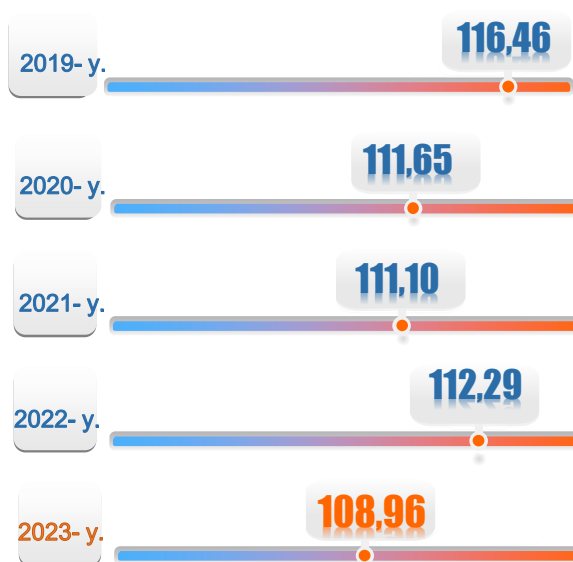
2023- yilning avgust oyida oylik INI **100,5 %** ni, 2022- yilning dekabriga nisbatan esa **103,8 %** ni tashkil etdi. INI o‘rtacha oylik o‘shish sur‘ati joriy yilning yanvar-avgustida **0,5 %** ga yetdi.

Yillik nisbatda (o‘tgan yilning avgustiga nisbatan) yig‘ma INI **109,0 %** darajasida qayd etildi.

o‘tgan yilning dekabriga nisbatan

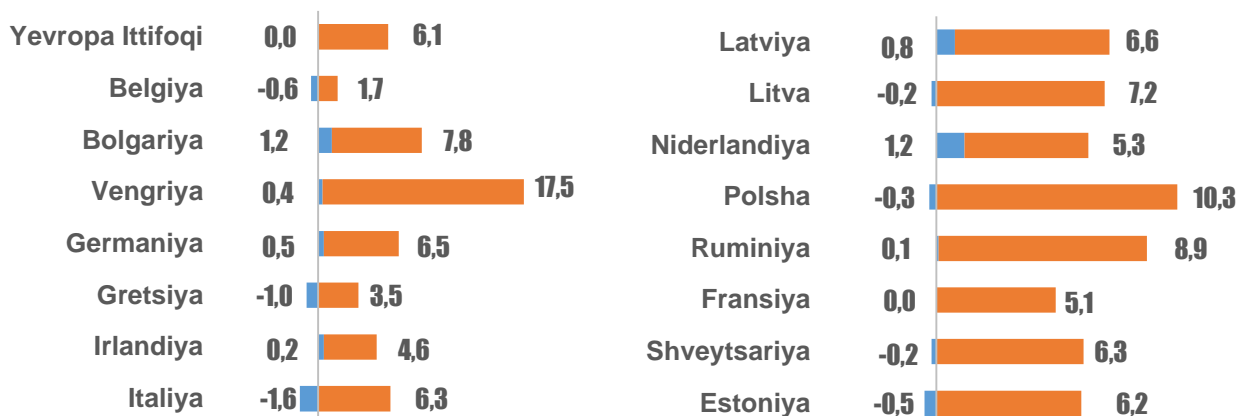


o‘tgan yilning avgustiga nisbatan

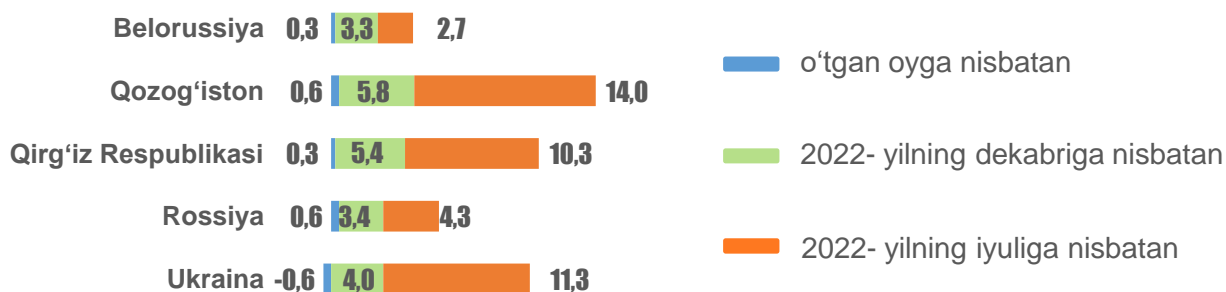


AYRIM XORIJIY DAVLATLARDAGI YIG'MA INI

2023- yilning iyul oyida Yevropa Ittifoqining ayrim davlatlaridagi uyg'unlashtirilgan (garmonik) indeks, o'sish (pasayish) sur'ati % da¹



2023- yilning iyul oyida ayrim davlatlardagi yig'ma INI, o'sish (pasayish) sur'ati % da²



¹) https://ec.europa.eu/eurostat/databrowser/view/PRC_HICP_MANR__custom_3761882/bookmark/table?lang=en&bookmarkId=4ad27e6f-358a-4a3d-82a0-587d69a833eb

²) milliy statistika xizmatlarining rasmiy saytlaridan olingan ma'lumotlar asosida

INI turli shakllarda dunyoning ko'plab davlatlarida, shu jumladan, qo'shni davlatlarda ham hisoblanadi.

Yevropa Ittifoqi doirasida milliy INIdan tashqari uyg'unlashtirilgan (garmonik) INI ham e'lon qilinib, mazkur indeks uyg'unlashtirilgan ko'rsatkichlarga muvofiq hisob-kitob qilinadi va shu sababdan Yevropa Ittifoqi mamlakatlaridagi iste'mol inflyatsiyasini xalqaro taqqoslash uchun maqbul statistik asos hisoblanadi.

Respublikada INIning hisoblash 1994- yilda XVJning texnik ko'magi ostida joriy qilingan. INIning shakllantirishga "Iste'mol narxlari indeksi bo'yicha qo'llanma: Nazariya va amaliyot" (XVJ, IHRT, Yevrostat, BMT, YIK, Jahon banki va XMT) tavsiyalarini hisobga olgan holda ishlab chiqilgan Tovarlar va xizmatlarning iste'mol narxlari (tariflari) kuzatuvini tashkil etish hamda iste'mol narxlari indeksini hisoblash bo'yicha uslubiy nizom (Davlat statistika qo'mitasining 2022- yil 27- sentabrdagi 33-son qarori bilan yangi tahriri tasdiqlangan) asos bo'lib xizmat qiladi <https://lib.stat.uz>.

AVGUST OYIDA TOVARLAR VA XIZMATLAR INI, % da


2023- yilning avgustida tovarlar bo'yicha INI oy davomida **100,5 %** ni, xizmatlar bo'yicha esa **100,7 %** ni tashkil etdi. Joriy yil boshidan ushbu ko'rsatkich mos ravishda **103,8 %** va **104,1 %** ga yetdi. Yillik nisbatda ko'rsatkich **109,1 %** va **108,5 %** ni tashkil etdi.

TOVARLAR

o'tgan oyga nisbatan

2019- y. 2020- y. 2021- y. 2022- y. 2023- y.

102,2 100,5 100,7 100,6 100,5



o'tgan yilning dekabriga nisbatan

107,3 105,1 104,9 107,9 103,8

o'tgan yilning avgustiga nisbatan

115,9 112,9 112,1 113,9 109,1

KIZMATLAR

o'tgan oyga nisbatan

105,6 100,4 100,2 100,4 100,7



o'tgan yilning dekabriga nisbatan

111,5 104,0 104,5 104,0 104,1

o'tgan yilning avgustiga nisbatan

118,6 107,5 107,6 107,1 108,5

Tasdiqlangan Uslubiy nizomga muvofiq, narxlarni ro'yxatga olish har oyning **10-** sanasidan **20-** sanasigacha amalga oshiriladi. Ma'lumotlarni yig'ish shunday tashkil etilganki, bu vaqt oralig'ida narxlarni ro'yxatga olish har bir tovar va xizmat bo'yicha bir marta amalga oshiriladi va qo'shni davrlar uchun ro'yxatga olish oralig'i bir kalendar oyni tashkil qiladi. INIning hisoblashda faqatgina inflyatsiya omillarini aniqlash uchun assortiment va hududiy siljishlar omillarining ta'siri chiqarib tashlanadi.

TOVARLAR VA XIZMATLAR ASOSIY GURUHLARINING INI, % da

Jami **510**



Oziq-ovqat mahsulotlari

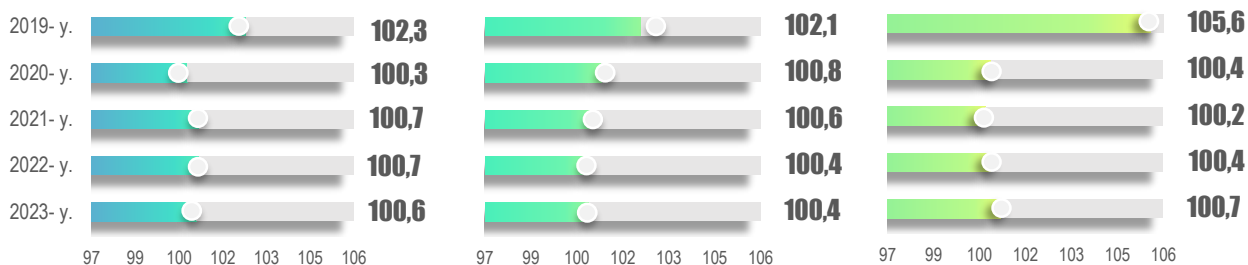


Nooziq-ovqat mahsulotlar

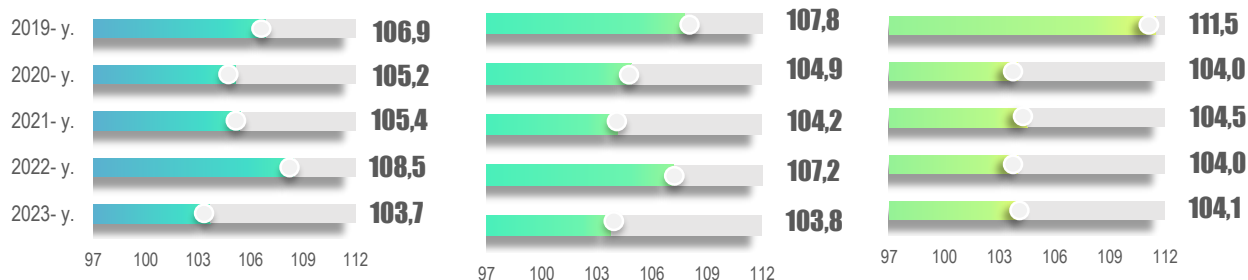


Xizmatlar

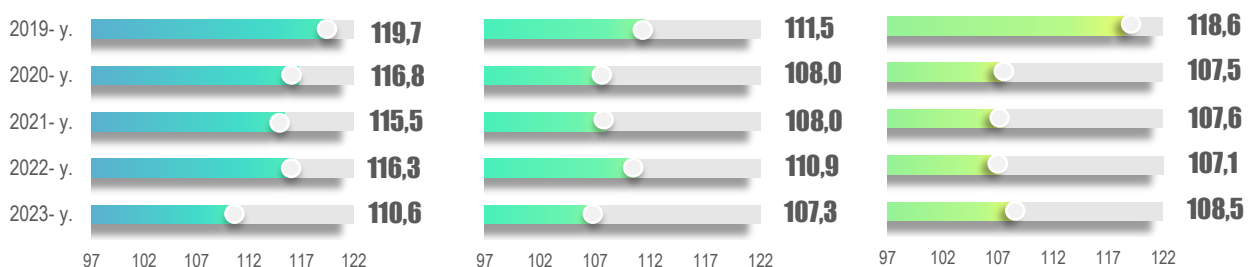
avgust oyida o'tgan oyga nisbatan



avgust oyida o'tgan yilning dekabriga nisbatan



avgust oyida o'tgan yilning avgustiga nisbatan



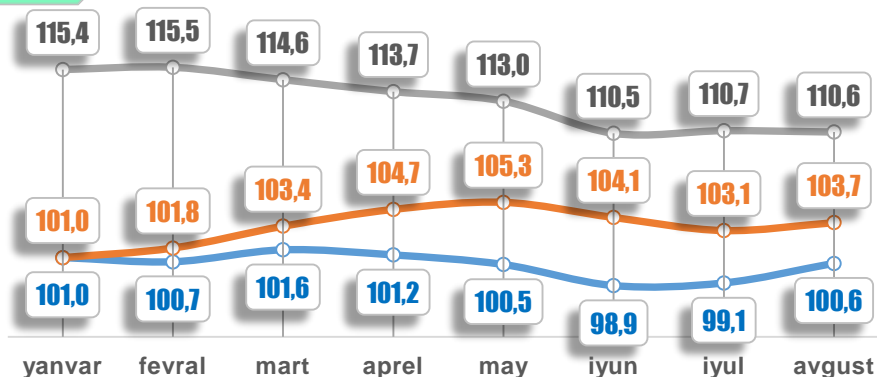
2023- yilning avgustida oziq-ovqat mahsulotlari qisqa muddatli INI **100,6 %** ni, nooziq-ovqat mahsulotlarda **100,4 %** ni va xizmatlar bo'yicha **100,7 %** ni tashkil etdi. O'tgan yilning dekabriga nisbatan INI oziq-ovqat mahsulotlari bo'yicha **103,7 %**, nooziq-ovqat mahsulotlarda **103,8 %** va xizmatlar bo'yicha **104,1 %** darajasida qayd etildi. Yillik nisbatdagi INI oziq-ovqat va nooziq-ovqat mahsulotlar uchun **110,6 %** va **107,3 %** darajasida, xizmatlar uchun **108,5 %** darajasida qayd etildi.

Iste'mol narxlarining o'zgarishi kuzatuvlari doirasida har oyda **10 mingdan** ortiq savdo nuqtalari va xizmat ko'rsatish obyektlari kuzatiladi, **120 mingdan** ortiq narx kotirovkalari qayd etiladi.

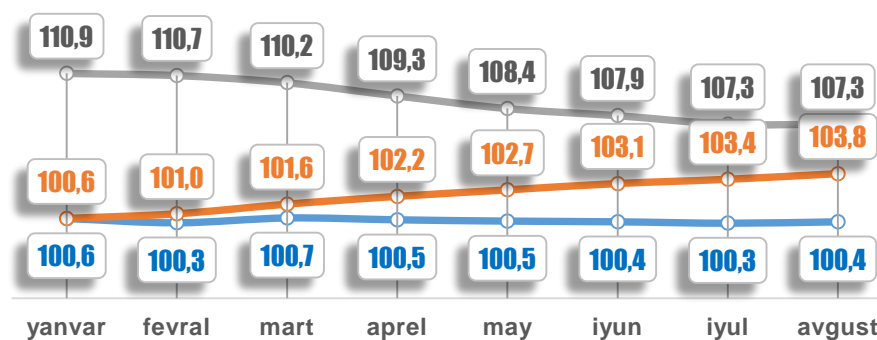
TOVARLAR VA XIZMATLAR ASOSIY GURUHLARIDA 2023-YILNING YANVAR-AVGUSTIDAGI INI, % da




OZIQ-OVQAT MAHSULOTLARI



NOOZIQ-OVQAT MAHSULOTLAR



XIZMATLAR



- o'tgan oyga nisbatan
- o'tgan yilning dekabriga nisbatan
- o'tgan yilning mos oyiga nisbatan

2023- yilning yanvar-avgustida oziq-ovqat mahsulotlari bo'yicha qisqa muddatli INI dinamikasi mavsumiylik omili ta'sirida shakllandi. Iyun va iyul oyida odatga ko'ra oziq-ovqat mahsulotlari INI 100 % lik darajadan past bo'lgan bo'lsa, avgust oyida ular narxlarida yana ko'tarilish qayd etildi.

Oziq-ovqat mahsulotlarining yillik INI joriy yilning sakkiz oyi davomida yanvar oyidagi **115,4 %** dan avgust oyida **110,6 %** gacha pasaydi. Shu bilan birga, mazkur ko'rsatkich o'zining eng past darajasiga iyun oyida (**110,5 %**) yetdi.

Nooziq-ovqat mahsulotlar va xizmatlar bo'yicha qisqa muddatli INI o'zgarish sur'atlari keskin tebranishsiz (eng yuqori INI **100,7 %** ga yetdi, eng past INI **100,2-100,3 %**) bosqichma-bosqich o'sish tomonga yo'naldi.

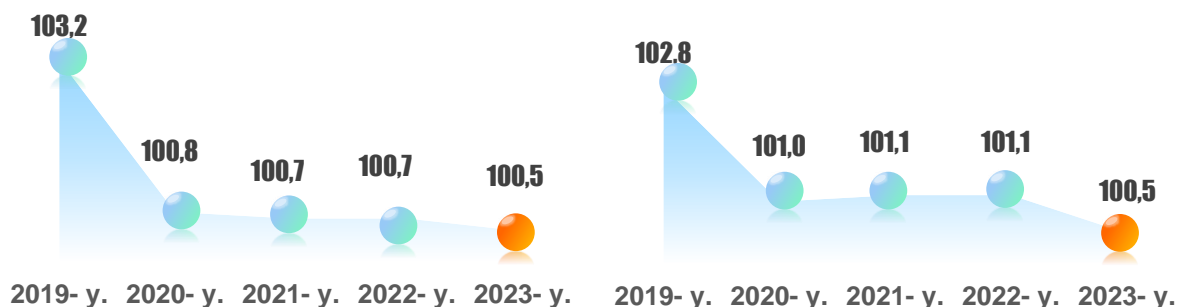
MEVA-SABZAVOT MAHSULOTLARI HISOBISIZ INI, % da

avgust

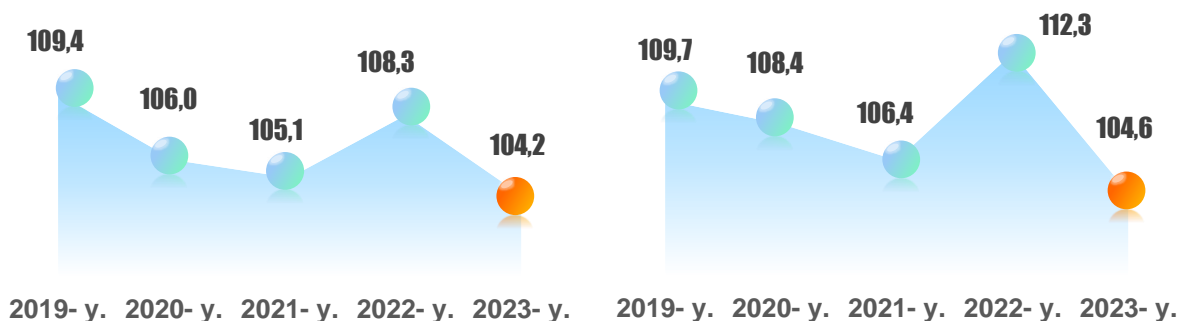
YIG'MA INI

OZIQ-OVQAT MAHSULOTLARI INI

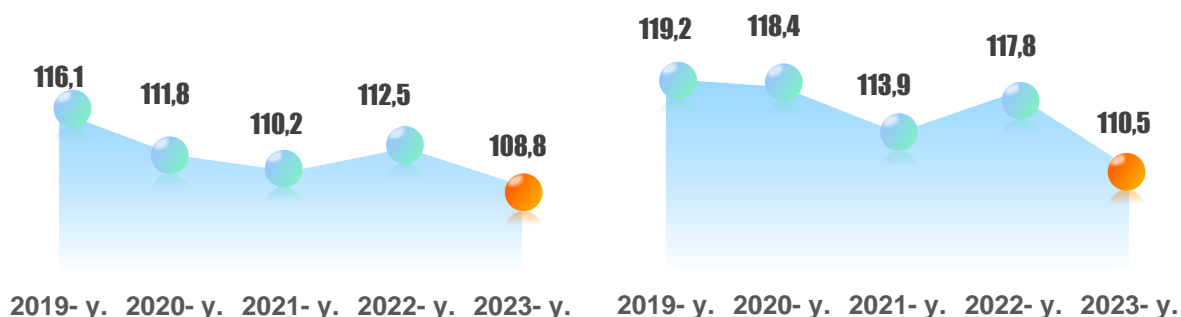
o'tgan oyga nisbatan



o'tgan yilning dekabriga nisbatan



o'tgan yilning avgustiga nisbatan

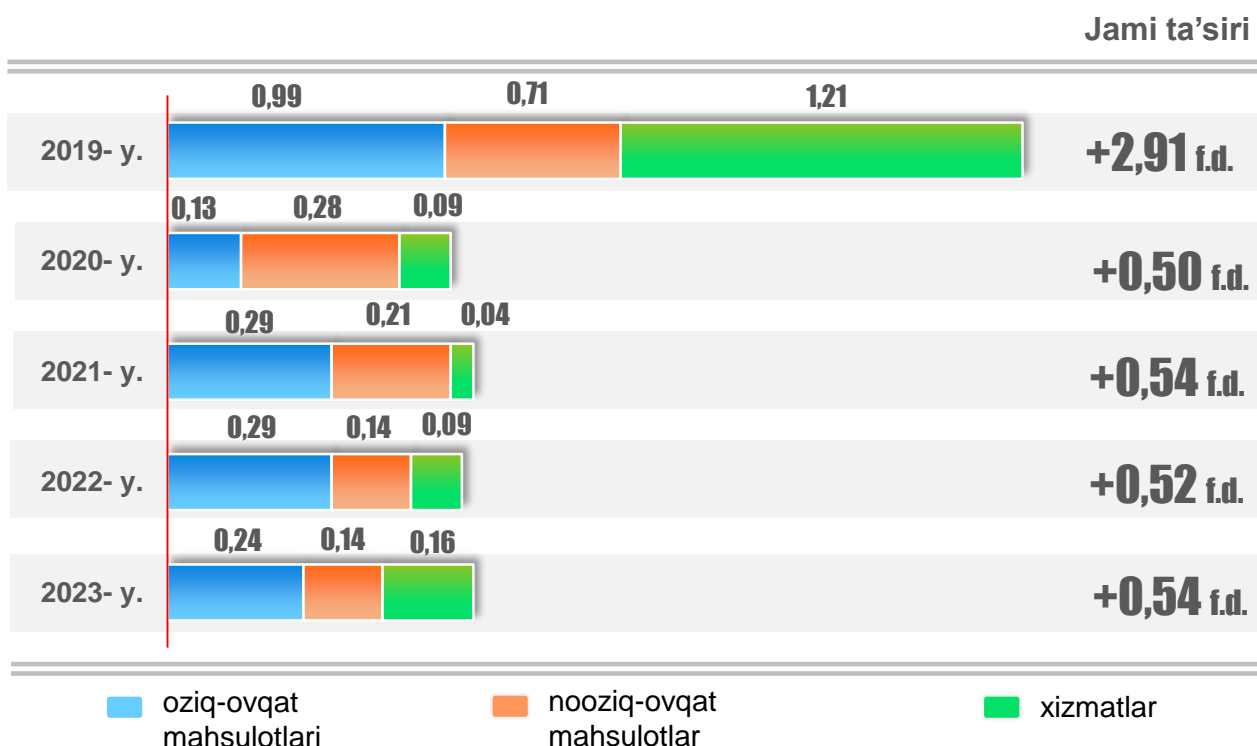


Meva-sabzavot mahsulotlari narxlari o'zgarishini hisobga olmaganda 2023- yilning avgustidagi qisqa muddatli INI **100,5%** ni tashkil etdi.

2022- yilning dekabriga nisbatan ushbu ko'rsatkich **104,2%** darajasida, 2022- yilning avgustiga nisbatan esa – **108,8%** darajasida qayd etildi.

ASOSIY GURUHLARDA NARXLAR O'ZGARISHINING YIG'MA INI O'SISH SUR'ATIGA TA'SIRI TUZILMASI, f.d.*

avgust oyida o'tgan oyga nisbatan



Oziq-ovqat mahsulotlari narx o'zgarishlarining 2023- yil avgustdagi qisqa muddatli INI o'sish sur'atiga ta'siri hissasiga kuzatiladigan tovarlar va xizmatlar umumiy ta'sirining **44,5 %** i, nooziq-ovqat mahsulotlar hissasiga **25,9 %** i, xizmatlar hissasiga **29,6 %** i to'g'ri keldi.

INIning shakllantirish quyidagi ikkita ma'lumotlar manbasi asosida amalga oshiriladi:

1) uy xo'jaliklarida o'tkaziladigan tanlanma kuzatuvlar ma'lumotlari asosida shakllanadigan aholining iste'mol xarajatlari tarkibi to'g'risidagi ma'lumotlar;

2) hududlar, savdo va xizmat ko'rsatish obyektlari, namuna tovarlar tanlanmasi doirasida narxlarni qayd etish ma'lumotlari.

Shunday qilib, har bir pozitsiyaning (bo'lim, guruh, aniq tovar yoki xizmat) yig'ma ko'rsatkich o'zgarishiga ta'siri pozitsiyaning narx o'zgarishlari va xarajatlar tarkibidagi salmoq vaznidan kelib chiqqan holda aniqlanadi.

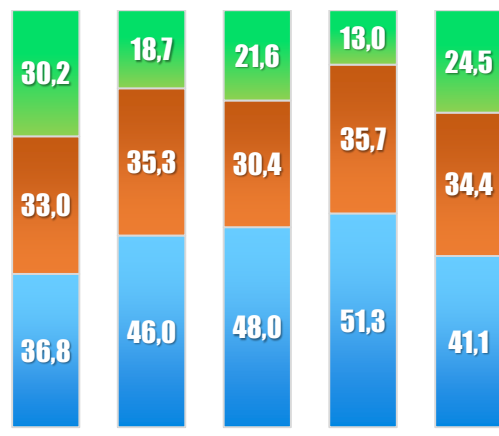
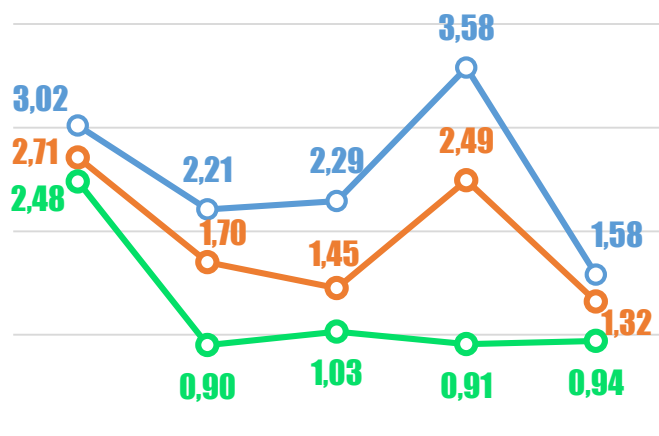
*) foiz darajasida

ASOSIY GURUHLAR NARXLARI O'ZGARISHINING YIG'MA INI O'SISH SUR'ATIGA TA'SIRI TUZILMASI

Ta'siri, f.d.

Umumiy ta'sirdagi ulushi, % da

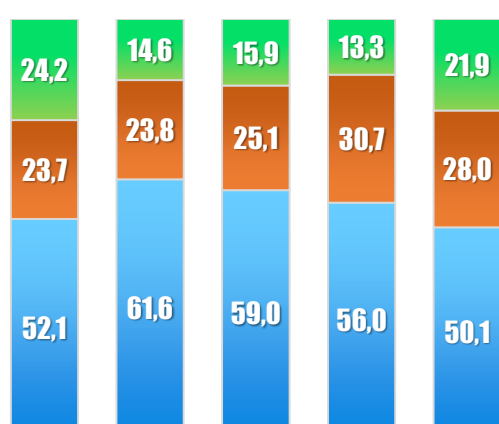
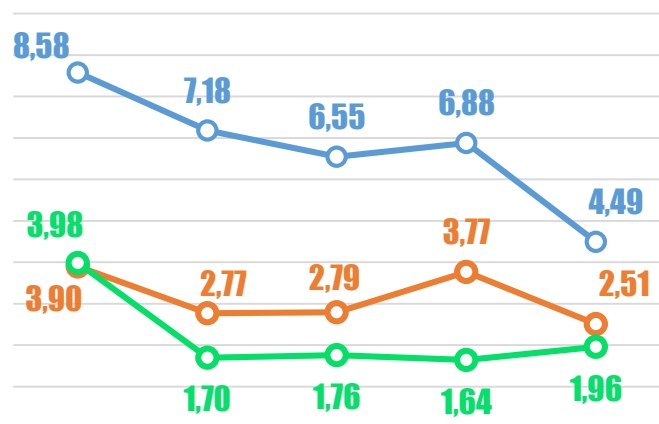
avgust oyida o'tgan yilning dekabriga nisbatan



2019- y. 2020- y. 2021- y. 2022- y. 2023- y.

2019- y. 2020- y. 2021- y. 2022- y. 2023- y.

avgust oyida o'tgan yilning avgustiga nisbatan



2019- y. 2020- y. 2021- y. 2022- y. 2023- y.

2019- y. 2020- y. 2021- y. 2022- y. 2023- y.

■ oziq-ovqat mahsulotlari

■ nooziq-ovqat mahsulotlar

■ xizmatlar

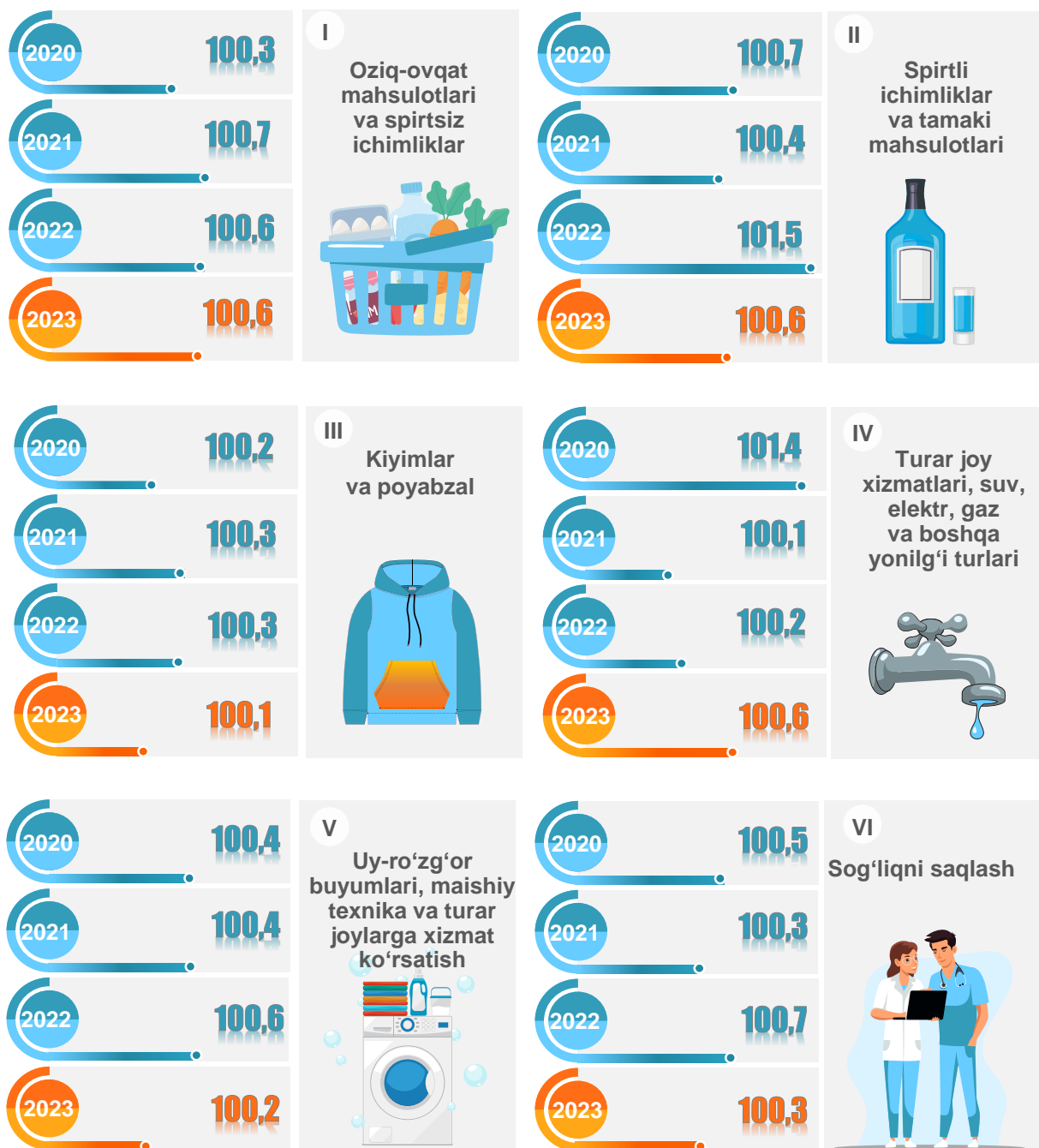
Hisob-kitoblarga ko'ra, oziq-ovqat mahsulotlari hissasiga uchta asosiy guruhlarining 2022- yil dekabrga nisbatan yig'ma INI o'sish sur'atiga jami ta'sirining **41,1 %** i atrofida (bir yil avval **51,3 %**) to'g'ri keldi. Xizmatlar narxlarining ta'siri uchta asosiy guruhlar orasida eng pastligicha qoldi va uning ulushi **24,5 %** ni tashkil etdi.

Yillik nisbatdagi yig'ma INI o'sish sur'ati asosan oziq-ovqat mahsulotlari narxlarining o'sishi bilan bog'liq (**50,1%**).

MAQSADLAR BO‘YICHA INDIVIDUAL ISTE‘MOL TASNIFLAGICHI – 2018 (O‘ZR MIIT – 2018) BO‘LIMLARI BO‘YICHA INI, % da

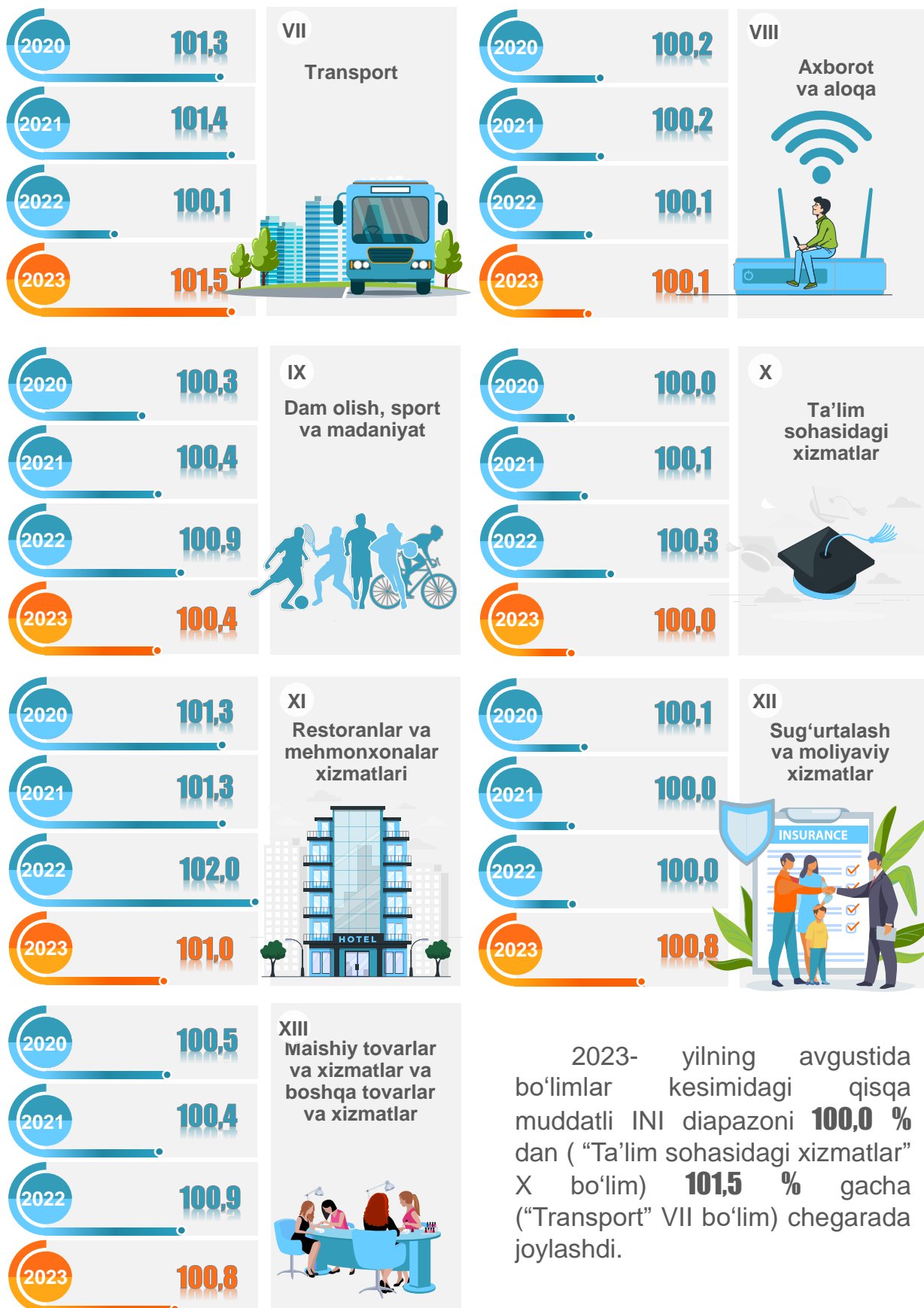
2021- yil yanvar oyidan boshlab, Davlat statistika qo‘mitasi MDHga a‘zo davlatlar orasida birinchilardan bo‘lib iste‘mol narxlari indeksi (INI)ni to‘liq BMTning Classification of Individual Consumption According to Purpose (COICOP) 2018 xalqaro standartiga asoslangan, Maqsadlar bo‘yicha individual iste‘mol tasniflagichi – 2018 (MIIT – 2018) asosida shakllantirishni joriy etdi. O‘zR MIIT – 2018 statistika faoliyati sohasida foydalanish uchun mo‘ljallangan bo‘lib, uy xo‘jaliklarining iste‘mol xarajatlarini 13 ta bo‘limlarga guruhlashtirishni nazarda tutadi.

avgust oyida o‘tgan oyga nisbatan *



* Statistik maqsadlarda 2020- yil uchun narxlar indeksi O‘zR MIIT–2018 bazasi tuzilmasida qayta hisob-kitob qilingan.

avgust oyida o'tgan oyga nisbatan



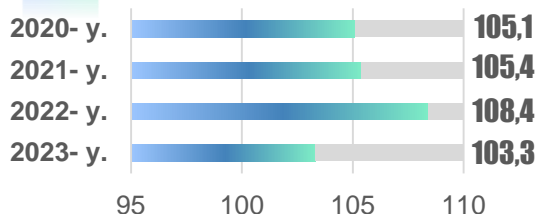
2023- yilning avgustida bo'limlar kesimidagi qisqa muddatli INI diapazoni **100,0** % dan ("Ta'lim sohasidagi xizmatlar" X bo'lim) **101,5** % gacha ("Transport" VII bo'lim) chegarada joylashdi.

O'zR MIIT – 2018 BO'LIMLARI BO'YICHA INI, % da

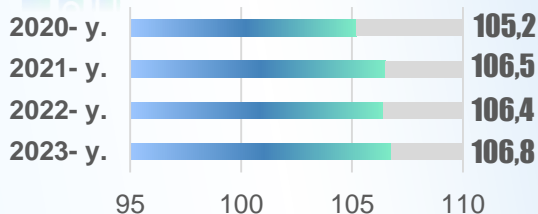
avgust oyida o'tgan yilning dekabriga nisbatan



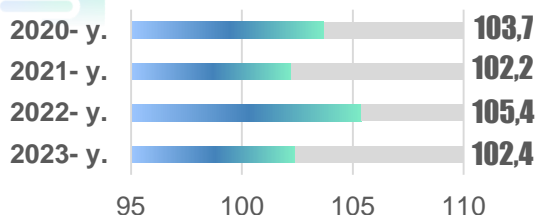
Oziq-ovqat mahsulotlari va spirtsiz ichimliklar



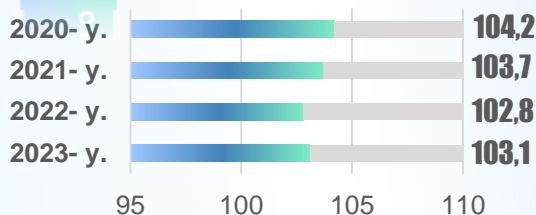
Spirтли ichimliklar va tamaki mahsulotlari



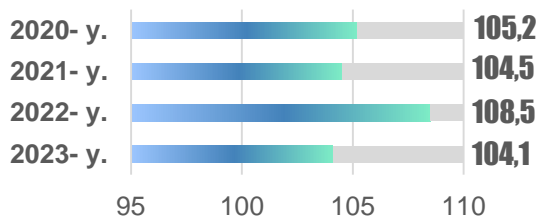
Kiyim va poyabzal



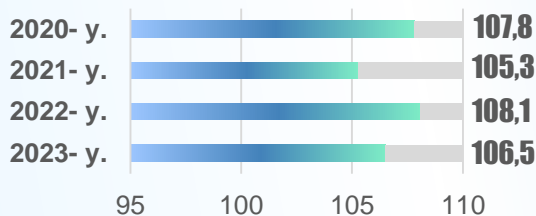
Turar joy xizmatlari, suv, elektr, gaz va boshqa yonilg'i turlari



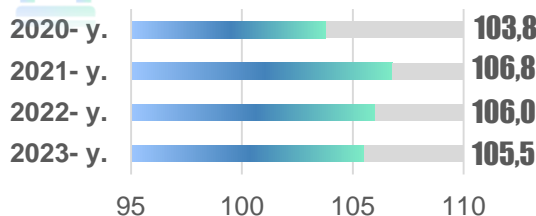
Uy-ro'zg'or asboblari, maishiy texnika va turar joylarga xizmat ko'rsatish



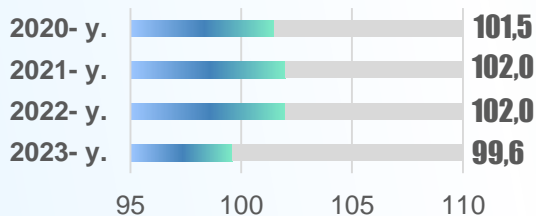
Sog'liqni saqlash



Transport



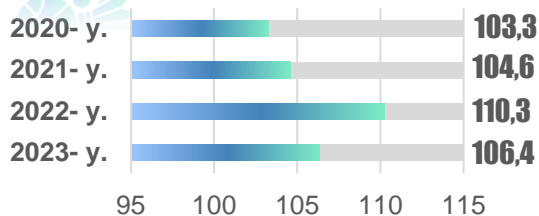
Axborot va aloqa



avgust oyida o'tgan yilning dekabriga nisbatan



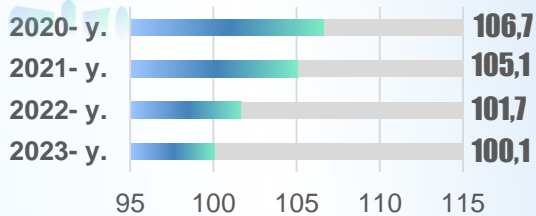
Dam olish, sport va madaniyat



IX



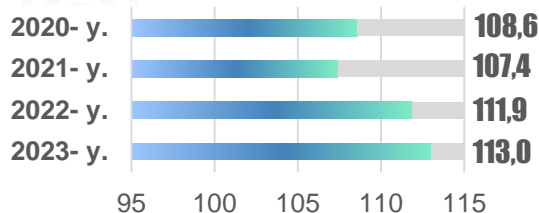
Ta'lim sohasidagi xizmatlar



X



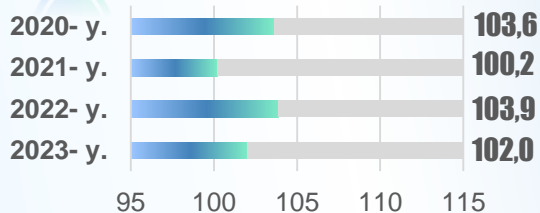
Restoranlar va mehmonxonalar xizmatlari



XI



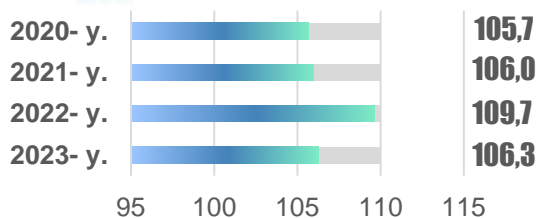
Sug'urtalash va moliyaviy xizmatlar



XII



Maishiy tovarlar va xizmatlar, boshqa tovarlar va xizmatlar



XIII

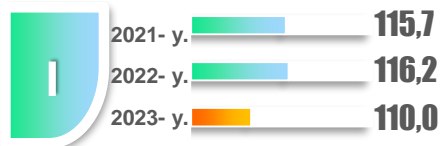
“Spirтли ichimliklar va tamaki mahsulotlari” (II), “Turar joy xizmatlari, suv, elektr, gaz va boshqa yonilg'i turlari” (IV) va “Restoranlar va mehmonxonalar xizmatlari” (XI) bo'limlaridan boshqa barcha bo'limlarda 2023- yilning yanvar-avgustidagi INI o'tgan yilning mos ko'rsatkichidan past darajada bo'ldi.

IZOH: O'zR MIIT – 2018 tasniflagichi 2021- yildan INIni hisoblash amaliyotiga joriy etilgan. Statistika maqsadlarida 2021- yilning uzoq muddatli narxlar indeksini shakllantirish uchun 2020- yildagi qisqa muddatli INI O'zR MIIT – 2018 tuzilmasi bo'yicha qayta hisob-kitob qilingan.

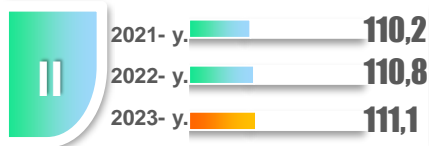
O'zR MIIT – 2018 BO'LIMLARI BO'YICHA INI, % da

avgust oyida o'tgan yilning avgustiga nisbatan

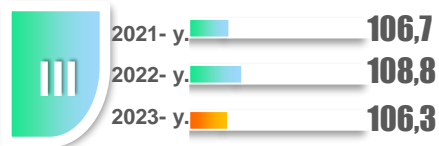
Oziq-ovqat mahsulotlari va spirtsiz ichimliklar



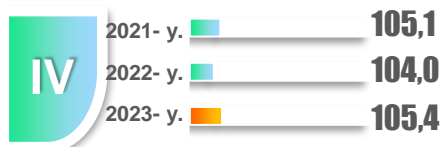
Spirtli ichimliklar va tamaki mahsulotlari



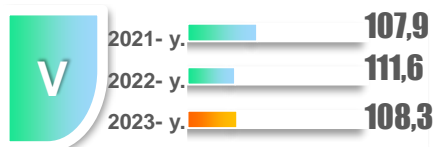
Kiyimlar va poyabzal



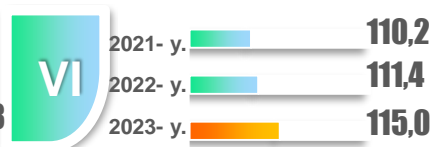
Turar joy xizmatlari, suv, elektr, gaz va boshqa yonilg'i turlari



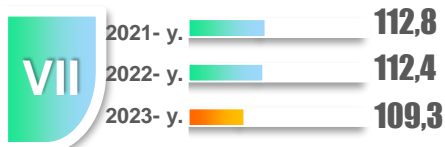
Uy-ro'zg'or asboblari, maishiy texnika va turar joylarga xizmat ko'rsatish



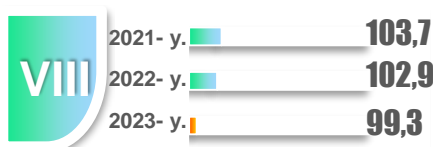
Sog'liqni saqlash



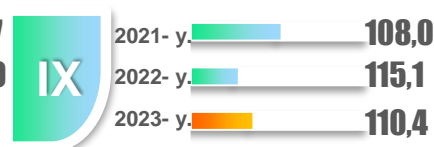
Transport



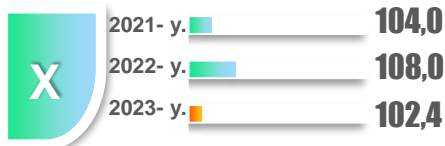
Axborot va aloqa



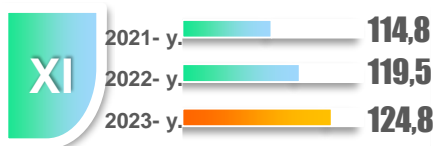
Dam olish, sport va madaniyat



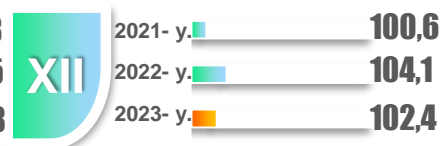
Ta'lim sohasidagi xizmatlar



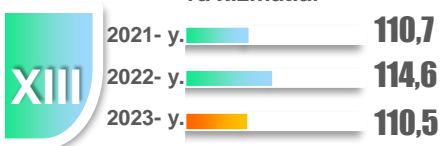
Restoranlar va mehmonxonalar xizmatlari



Sug'urtalash va moliyaviy xizmatlar



Maishiy tovarlar va xizmatlar, turli tovarlar va xizmatlar




2023- yilning avgust oyida eng past yillik INI axborot va aloqa sohasidagi tovarlar va xizmatlarda (**99,3** %) kuzatilgan bo'lsa, restoranlar va mehmonxonalar xizmatlari bo'yicha INI **124,8** % darajasida qayd etildi.

IZOH: O'zR MIIT – 2018 tasniflagichi 2021- yildan INIning hisoblash amaliyotiga joriy etilgan. Statistik maqsadlarda 2021- yilning uzoq muddatli narxlar indeksini shakllantirish uchun 2020- yildagi qisqa muddatli INI O'zR MIIT – 2018 tuzilmasi bo'yicha qayta hisob-kitob qilingan. 2020- yilning avgustida 2019- yilning avgustiga nisbatan INI narxlarni taqqoslash uchun bazaning mavjud emasligi sababli shakllantirilmagan.

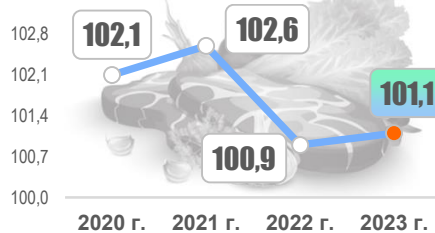
“OZIQ-OVQAT MAHSULOTLARI VA SPIRTSIZ ICHIMLIKLAR” BO‘LIMI (I), % da

avgust oyida o‘tgan oyga nisbatan


Donli ekinlar va yorma mahsulotlari




Go‘sh va go‘sh mahsulotlari



Baliq va boshqa dengiz mahsulotlari




Sut, boshqa sut mahsulotlari va tuxum




Yog‘lar va moylar




Mevalar va yong‘oqlar




Sabzavotlar, ildizmevalilar va dukkaklilar



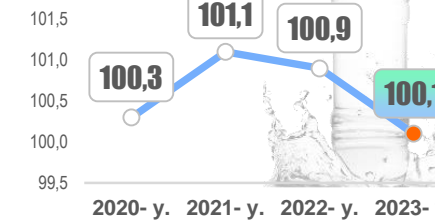
Shakar, qandolat mahsulotlari va desertlar



Tayyor oziq-ovqat mahsulotlari va boshqa oziq-ovqat mahsulotlari



Spirtsiz ichimliklar



“Oziq-ovqat mahsulotlari va spirtsiz ichimliklar” (I) bo‘limiga kiruvchi guruhlar kesimida 2023- yilning avgustidagi qisqa muddatli INI tebranishlari diapazoni **98,5 %** dan **103,7 %** gacha oraliqda joylashdi.


2023- yilning avgustida “Mevalar va yong‘oqlar” (**98,5 %**), “Yog‘lar va moylar” (**99,0 %**), “Donli ekinlar va yorma mahsulotlari” (**99,8 %**) guruhlarida 100 % ko‘rsatkichdan past qisqa muddatli INI qayd etildi. Shu bilan birga, un bo‘yicha INI **97,8 %** ni, kungaboqar moyida **98,1 %** ni, manniy yormasi va paxta yog‘ida **98,9 %** ni, vermishelda **99,3 %** ni, sariyog‘da **99,7 %** ni tashkil etdi.

Narxlarning oshishi sabzavotlar, ildizmevalilar va dukkaklilarda qayd etilib, bu holat asosan mavsumiylik omili bilan izohlanadi.

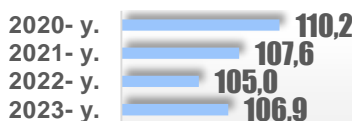
“OZIQ-OVQAT MAHSULOTLARI VA SPIRTSIZ ICHIMLIKLER” BO‘LIMI (I), % DA

avgust oyida o‘tgan yilning dekabriga nisbatan

Donli ekinlar va yorma mahsulotlari



Go‘sh t mahsulotlari



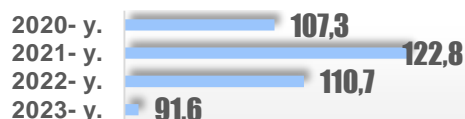
Baliq va boshqa dengiz mahsulotlari



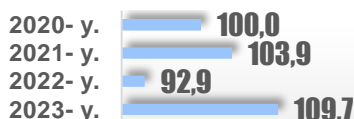
Sut, boshqa sut mahsulotlari va tuxum



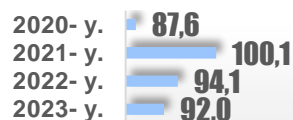
Yog‘lar va moylar



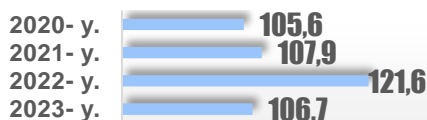
Mevalar va yong‘oqlar



Sabzavotlar, ildizmevalilar va dukkaklilar



Shakar, qandolat mahsulotlari va desertlar



Tayyor oziq-ovqat mahsulotlari



Spirtsiz ichimliklar



Yog‘-moy mahsulotlari hamda sabzavotlar, ildizmevalilar va dukkaklilar ning joriy yilning avgustidagi o‘rtacha narxlarida 2022- yilning yakuniga nisbatan pastligicha qoldi. “Yog‘lar va moylar” guruhi bo‘yicha INI 2023- yilning avgustida **91,6** % ga, “Sabzavotlar, ildizmevalilar va dukkaklilar” guruhi bo‘yicha **92,0** % ga yetdi.

2022- yilning yanvar-avgustidagi nisbatan donli ekinlar va yorma mahsulotlari (**104,4** % ga **124,3** %) hamda shakar, qandolat mahsulotlari va desertlar (**121,6** % ga **106,7** %) bo‘yicha INI ko‘rsatkichi past bo‘ldi.

“OZIQ-OVQAT MAHSULOTLARI VA SPIRTSIZ ICHIMLIKLAR” BO‘LIMI (I), % DA

avgust oyida o‘tgan yilning avgustiga nisbatan

Donli ekinlar va yorma mahsulotlari



2021-y. 2022-y. 2023-y.

Go’sht mahsulotlari



2021-y. 2022-y. 2023-y.

Baliq va boshqa dengiz mahsulotlari



2021-y. 2022-y. 2023-y.

Sut, boshqa sut mahsulotlari va tuxum



2021-y. 2022-y. 2023-y.

Yog‘lar va moylar



2021-y. 2022-y. 2023-y.

Mevalar va yong‘oqlar



2021-y. 2022-y. 2023-y.

Sabzavotlar, ildizmevalilar va dukkaklilar



2021-y. 2022-y. 2023-y.

Shakar, qandolat mahsulotlari va desertlar



2021-y. 2022-y. 2023-y.

Tayyor oziq-ovqat mahsulotlari



2021-y. 2022-y. 2023-y.

Spirtsiz ichimliklar



2021-y. 2022-y. 2023-y.

2023- yilning avgustida yillik nisbatdagi INI “Donli ekinlar va yorma mahsulotlari” (**110,3 %** ga **130,1 %** yoki **-19,8** foiz band), “Yog‘lar va moylar” (**91,7 %** ga **114,0 %** yoki **-22,3** foiz band) va “Shakar, qandolat mahsulotlari va desertlar” (**109,3 %** ga **129,5 %** yoki **-20,2** foiz band) guruhlarida 2022- yilning avgustidagi mos ko‘rsatkichdan past bo‘ldi.

I bo‘lim guruhleri orasida “Yog‘-moy mahsulotlari” guruhida narxlarning o‘rtacha darajasi 2022- yilning avgustidagi ko‘rsatkichdan pastligicha qoldi.



2023- YILNING AVGUSTIDA ALOHIDA TURDAGI OZIQ-OVQAT MAHSULOTLARI INI, % da



Guruch va guruch oqshog'i

2023- yilning iyuliga nisbatan 2022- yilning dekabriga nisbatan 2022- yilning avgustiga nisbatan

101,9

138,8

148,1



Bug'doy uni

2023- yilning iyuliga nisbatan 2022- yilning dekabriga nisbatan 2022- yilning avgustiga nisbatan

97,8

87,5

91,4



Suyakli mol go'shti

2023- yilning iyuliga nisbatan 2022- yilning dekabriga nisbatan 2022- yilning avgustiga nisbatan

101,2

107,5

113,0



Qo'y go'shti

2023- yilning iyuliga nisbatan 2022- yilning dekabriga nisbatan 2022- yilning avgustiga nisbatan

101,1

107,1

112,3



Sut

2023- yilning iyuliga nisbatan 2022- yilning dekabriga nisbatan 2022- yilning avgustiga nisbatan

100,3

109,9

118,7



Tuxum

2023- yilning iyuliga nisbatan 2022- yilning dekabriga nisbatan 2022- yilning avgustiga nisbatan

107,3

91,4

120,2



Kungaboqar yog'i

2023- yilning iyuliga nisbatan 2022- yilning dekabriga nisbatan 2022- yilning avgustiga nisbatan

98,1

83,7

80,9



Shakar

2023- yilning iyuliga nisbatan 2022- yilning dekabriga nisbatan 2022- yilning avgustiga nisbatan

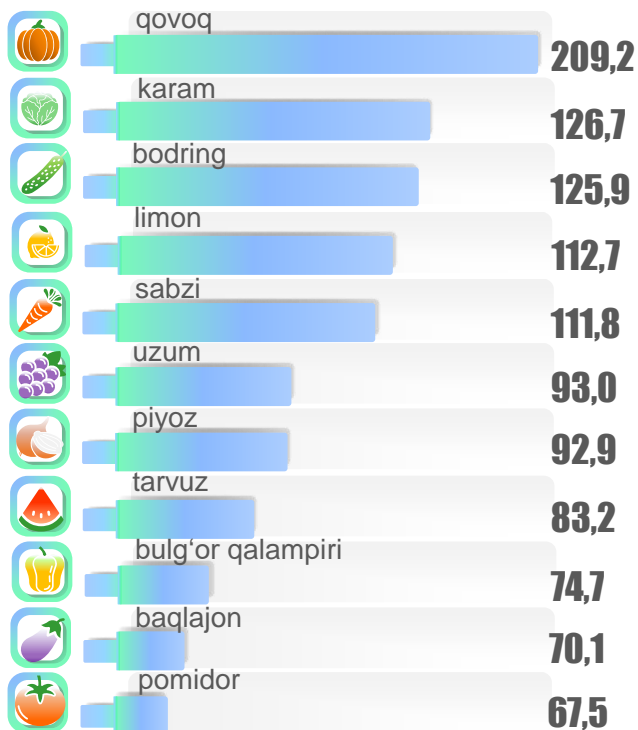
99,6

109,9

103,9

2023- YILNING AVGUSTIDA ALOHIDA TURDAGI MEVA-SABZAVOT MAHSULOTLARI INI, % da

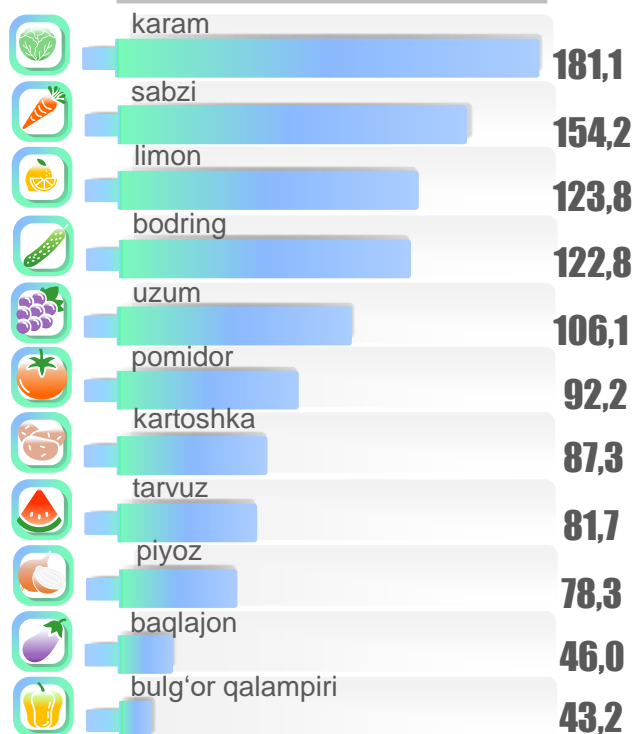
o'tgan oyga nisbatan



o'tgan yilning dekabriga nisbatan



o'tgan yilning avgustiga nisbatan



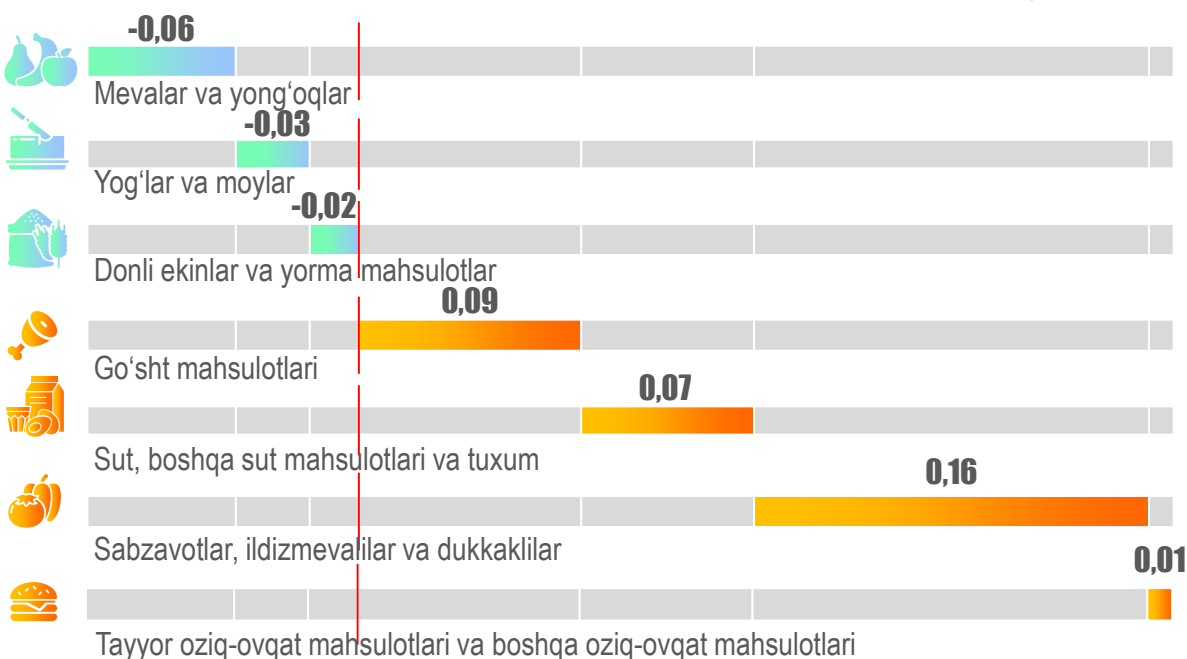
Joriy yilning avgustida bir qator mevalar va sabzavotlar narxlarida pasayish qayd etildi. Narxlar pasaygan mahsulotlar bo'yicha qisqa muddatli INI diapazoni **67,5 %** dan (pomidor) **97,7 %** gacha (nok) oraliqda joylashdi. Qovoq bir oyda respublika bo'yicha 1 kg uchun o'rtacha 2000 so'mga qimmatlashib, qisqa muddatli narx indeksi eng yuqori bo'lgan sabzavot bo'ldi.

Baqlajon va bulg'or qalampir joriy yil boshidan va o'tgan yilning avgustiga nisbatan davr uchun ham narxlari pasayishi bo'yicha yetakchilik qildi.

2023- YIL AVGUST OYIDA OZIQ-OVQAT MAHSULOTLARI VA SPIRTLII ICHIMLIKLER ASOSIY GURUHLARIDAGI NARXLAR O'ZGARISHINING YIG'MA INI O'SISH (PASAYISH) SUR'ATIGA TA'SIRI, f.d.da

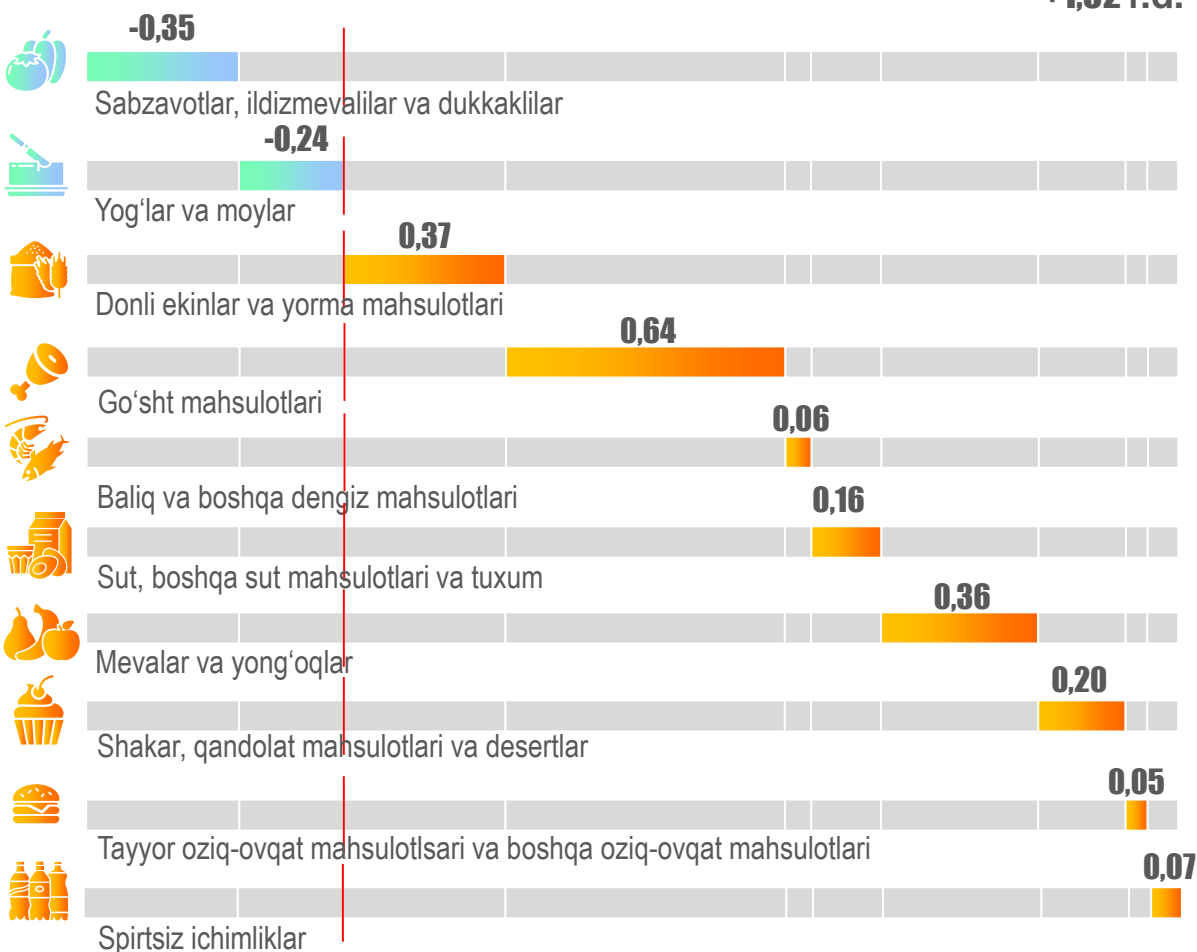
o'tgan oyga nisbatan

Yig'ma INI o'sish sur'atiga jami ta'siri
+0,22 f.d.



2022- yilning dekabriga nisbatan

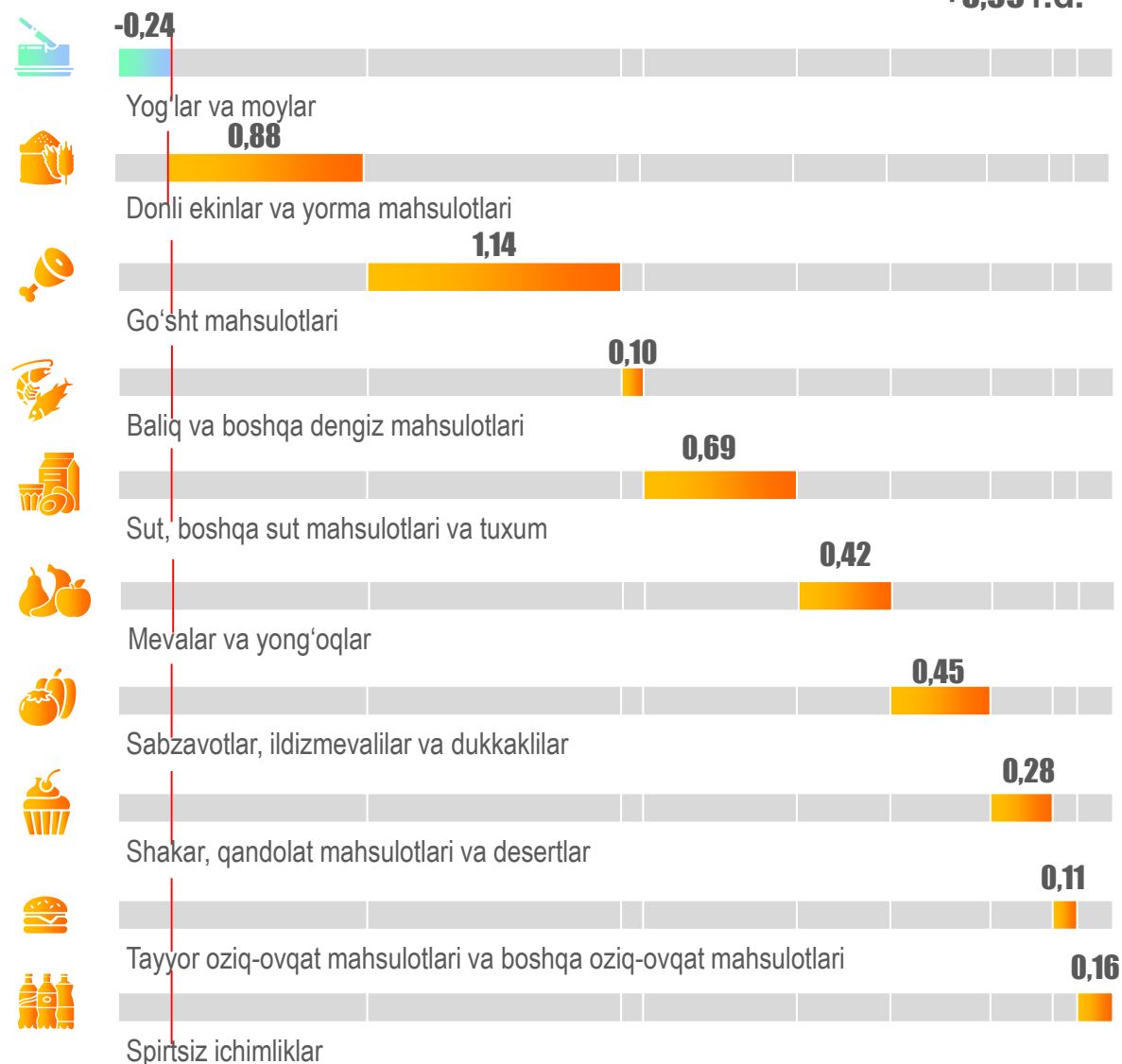
Yig'ma INI o'sish sur'atiga jami ta'siri
+1,32 f.d.



2023- YIL AVGUST OYIDA OZIQ-OVQAT MAHSULOTLARI VA SPIRTLII ICHIMLIKLAR ASOSIY GURUHLARIDAGI NARXLAR O'ZGARISHINING YIG'MA INI O'SISH (PASAYISH) SUR'ATIGA TA'SIRI, f.d.da

2022- yilning avgustiga nisbatan

Yig'ma INI o'sish sur'atiga jami ta'siri
+3,99 f.d.



Joriy yilning avgustida mevalar va yong'oqlar, yog'lar va moylar, donli ekinlar va yorma mahsulotlari narxlarining pasayishi qisqa muddatli INIning tutib turuvchi omil bo'ldi (jami ta'siri **-0,11 f.d.**). Go'sht mahsulotlari, sut, sut mahsulotlari va tuxum, sabzavotlar, ildizmevalilar va dukkakililar kabi guruhlarining qisqa muddatli ko'rsatkichga inflyatsion ta'siri **+0,32 f.d.** ga yetdi.

2023- yilning yanvar-avgustidagi INIga asosiy pasaytiruvchi ta'sir sabzavotlar, ildizmevalilar va dukkakililar hamda yog'lar va moylar guruhlarida narxlarning pasayishiga tegishli bo'ldi (**-0,59 f.d.**). Yuqori ta'sir ko'rsatgan guruhlar orasida go'sht mahsulotlari, donli ekinlar va yorma mahsulotlari, mevalar va yong'oqlarni (**+1,37 f.d.**) ko'rsatish mumkin.

Yillik INI o'sish sur'atiga yuqori ta'sir go'sht mahsulotlari (**+1,14 f.d.**), pasayishi esa yog'lar va moylar (**-0,24 f.d.**) narxlarining o'zgarishiga tegishli bo'ldi.

“SPIRTLII ICHIMLIKLAR, TAMAKI MAHSULOTLARI” BO‘LIMI (II), % da

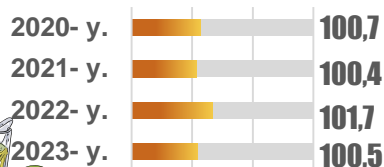
avgust

o‘tgan oyga nisbatan

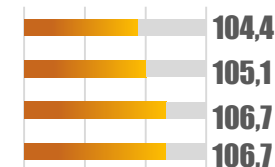
o‘tgan yilning dekabriga nisbatan

o‘tgan yilning avgustiga nisbatan*

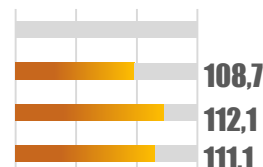
SPIRTLII ICHIMLIKLAR



95 100 105 110

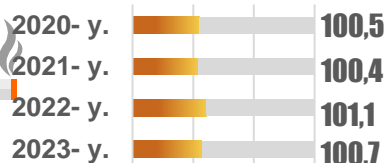
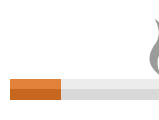


95 100 105 110

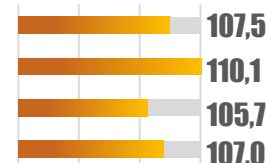


95 102 109 116

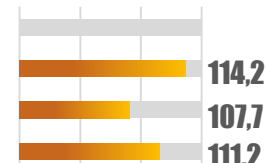
TAMAKI MAHSULOTLARI



95 100 105 110



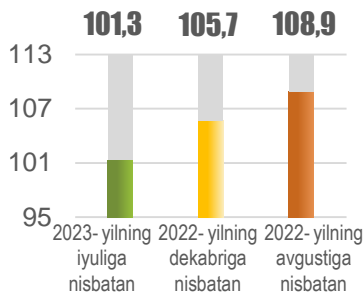
95 100 105 110



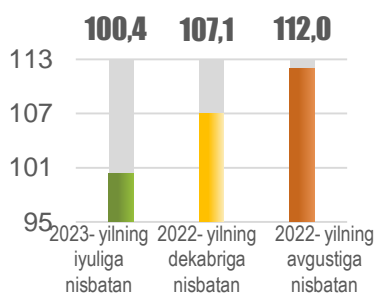
95 102 109 116

2023- yilning avgustida asosiy turlar bo‘yicha INI, % da

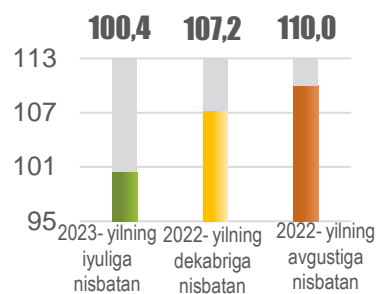
Vino



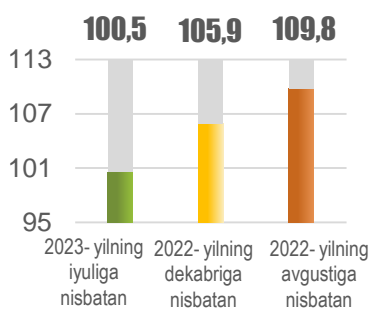
Aroq



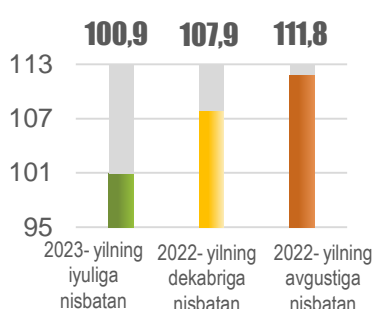
Konyak



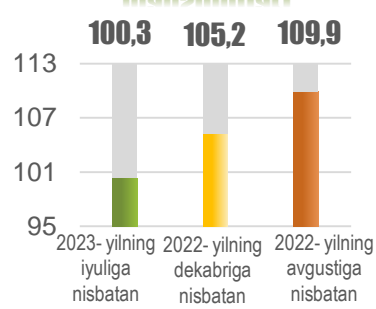
Pivo



Sigaret



Boshqa tamaki mahsulotlari



*) bu yerda va keyingi o‘rinlarda 2020- yilning avgusti uchun 2019- yilning avgustiga nisbatan INI taqqoslashga bazaning mavjud bo‘lmaganligi sababli shakllantirilmagan (14- betga qarang)

Joriy yilning avgustida “Spirтли ichimliklar va tamaki mahsulotlari” (II) bo‘limida qisqa muddatli INI tebranishlari **100,3 %** dan (boshqa tamaki mahsulotlari) **101,3 %** gacha (vino) oraliqda joylashdi.

“KIYIM VA POYABZAL” BO‘LIMI (III), % da

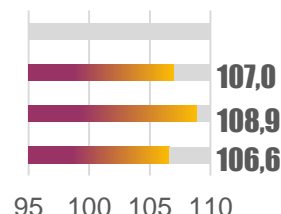
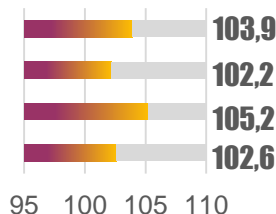
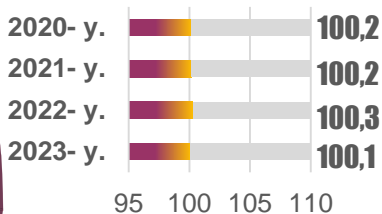
avgust

o'tgan oyga nisbatan

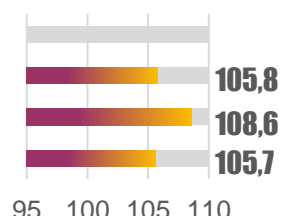
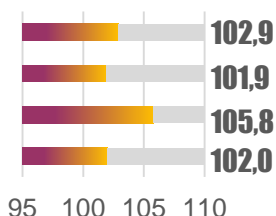
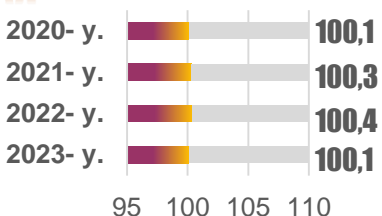
o'tgan yilning dekabriga nisbatan

o'tgan yilning avgustiga nisbatan

KIYIM

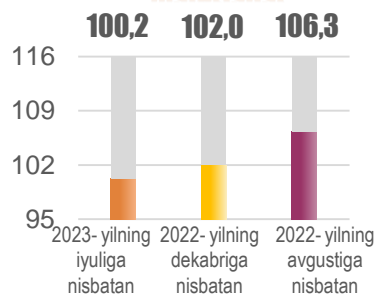


POYABZAL

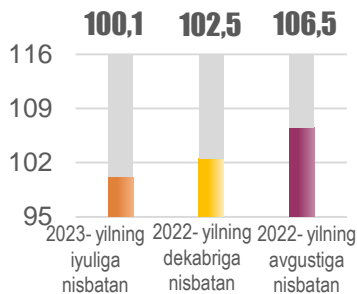


2023- yilning avgustida asosiy turlar bo'yicha INI, % da

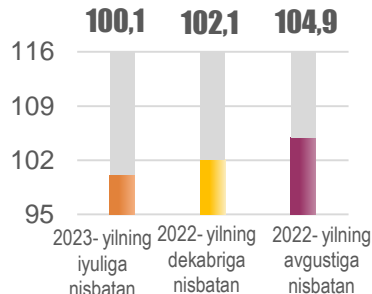
Kiyim tikish uchun materiallar



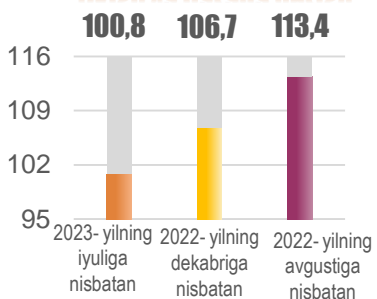
Ustki kiyim



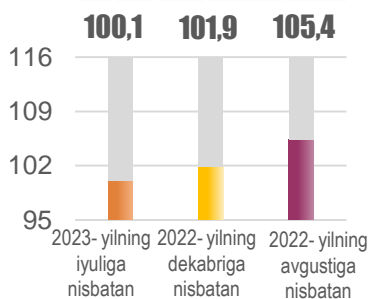
Boshqa kiyim predmetlari va furnitura



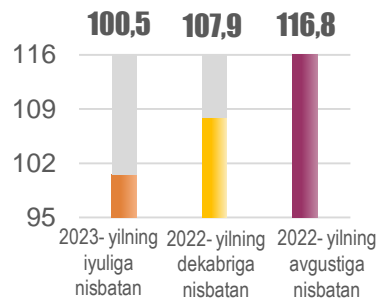
Kiyimlarni tozalash, ta'mirlash, tikish va ijaraga berish



Botinkalar, tufilalar va boshqa poyabzallar



Poyabzallarni tozalash, ta'mirlash va ijaraga berish



Joriy yilning avgustida “Kiyim va poyabzal” (III) bo‘limida INI tebranishlari **99,1 %** dan (erkaklar uchun uyga kiyiladigan poyabzal) **101,2 %** gacha (kiyim tikish) atrofida joylashdi.

“TURAR JOY XIZMATLARI, SUV, ELEKTR, GAZ VA BOSHQA YONILG‘I TURLARI” BO‘LIMI (IV), % da

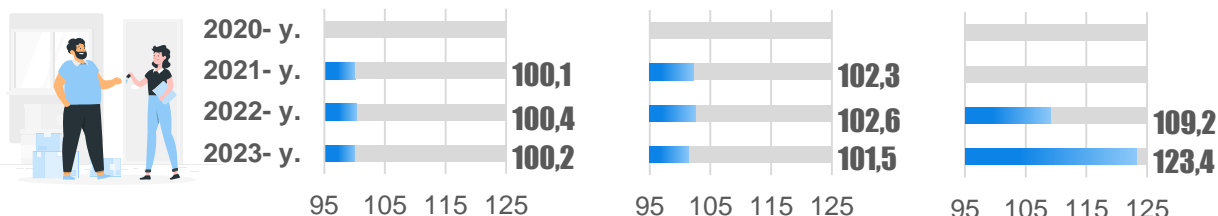
avgust

o‘tgan oyga nisbatan

o‘tgan yilning dekabriga nisbatan

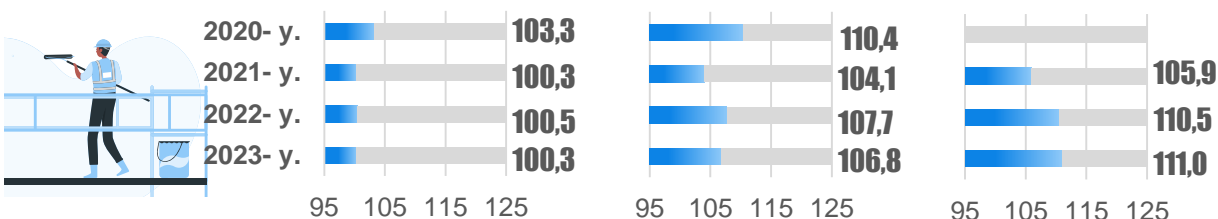
o‘tgan yilning avgustiga nisbatan

TURAR JOY UCHUN AMALDAGI IJARA HAQI*

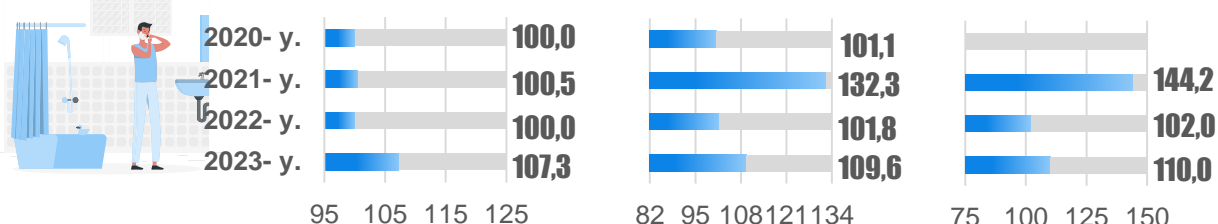


*) kuzatuvga 2021- yilda kiritilgan

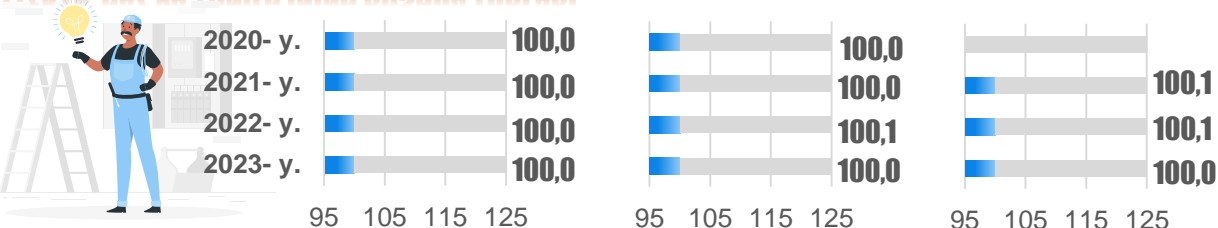
TURAR JOYLARGA XIZMAT KO‘RSATISH, TA‘MIRLASH VA QO‘RIQLASH



SUV TA‘MINOTI VA TURAR JOYLARNI SAQLAB TURISH BILAN BOG‘LIQ BOSHQA XIZMATLAR



ELEKTR, GAZ VA YONILG‘INING BOSHQA TURLARI



*) kuzatuv 2021- yildan boshlab tashkil etilgan.

Joriy yilning avgustida respublikaning uchta hududida (Surxondaryo, Qashqadaryo va Toshkent vilyatlarida) sovuq suv va kanalizatsiya xizmatlari tariflarida o‘shish kuzatildi. Mazkur hududlarning ushbu xizmat iste‘moli bo‘yicha aholi jami xarajatlaridagi ulushini hisobga olgan holda, sovuq suv va kanalizatsiya xizmatlarining INI oy davomida respublika bo‘yicha o‘rtacha **115,6 %** ni tashkil etdi.

Turar joylarga xizmat ko‘rsatish, ta‘mirlash uchun materiallar bo‘yicha qisqa muddatli INI tebranishlari diapazoni **98,4 %** dan (metal truba va fittinglar) **100,6 %** gacha (barcha trudagi laklar) chegarada joylashdi.

“UY-RO‘ZG‘OR ASBOBLARI, MAISHIY TEXNIKA VA TURAR JOYLARGA KUNDALIK XIZMAT KO‘RSATISH” BO‘LIMI (V), % da

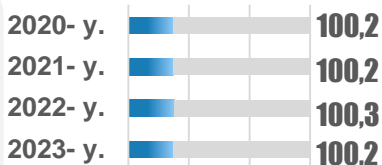

avgust

o‘tgan oyga nisbatan

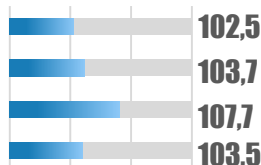
o‘tgan yilning dekabriga nisbatan

o‘tgan yilning avgustiga nisbatan

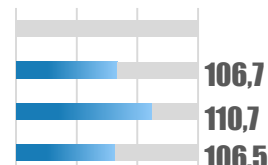
MEBEL VA UY-RO‘ZG‘OR ASBOBLARI



95 102 109 116

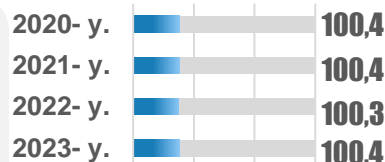


95 102 109 116

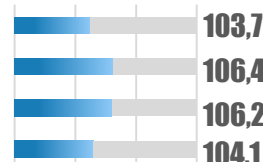


95 102 109 116

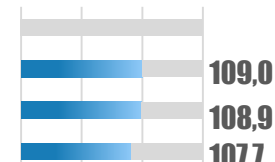
MAISHIY USKUNALAR



95 102 109 116

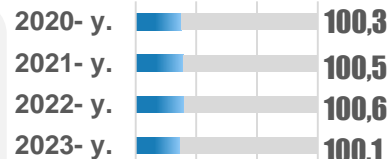


95 102 109 116

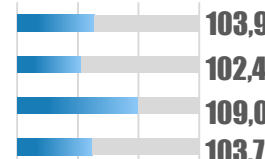


95 102 109 116

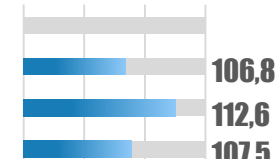
UY XO‘JALIKLARIDA ISHLATILADIGAN TO‘QIMACHILIK MAHSULOTLARI



95 102 109 116

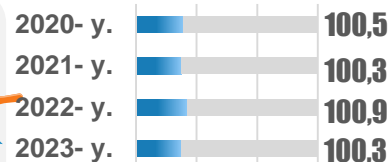


95 102 109 116

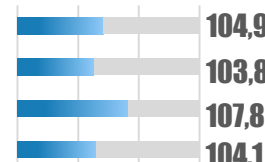


95 102 109 116

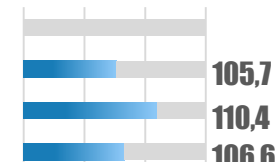
KUNDALIK TURMUSHDA VA BOG‘DORCHILIKDA ISHLATILADIGAN ASBOBLAR VA MOSLAMALAR



95 102 109 116

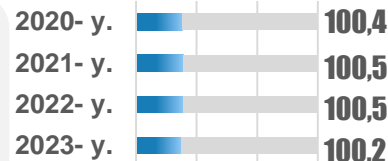


95 102 109 116

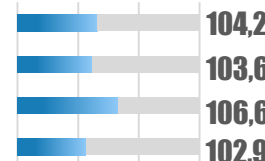


95 102 109 116

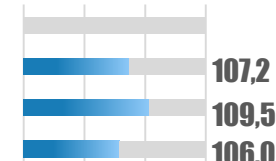
SHISHA IDISHLAR, OVQATLANISH UCHUN ASBOBLAR VA UY-RO‘ZG‘OR ANJOMLARI



95 102 109 116

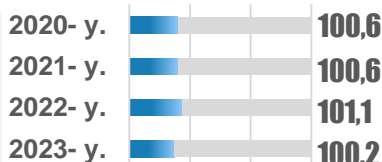


95 102 109 116

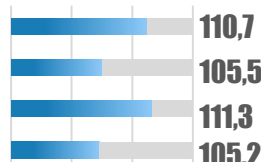


95 102 109 116

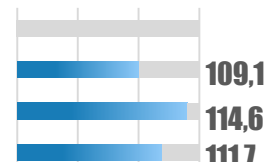
UY XO‘JALIGINI YURITISH BILAN BOG‘LIQ HOLDA ISHLATILUVCHI TOVARLAR VA XIZMATLAR



95 102 109 116



95 102 109 116



95 102 109 116

“SOG‘LIQNI SAQLASH” BO‘LIMI (VI), % da

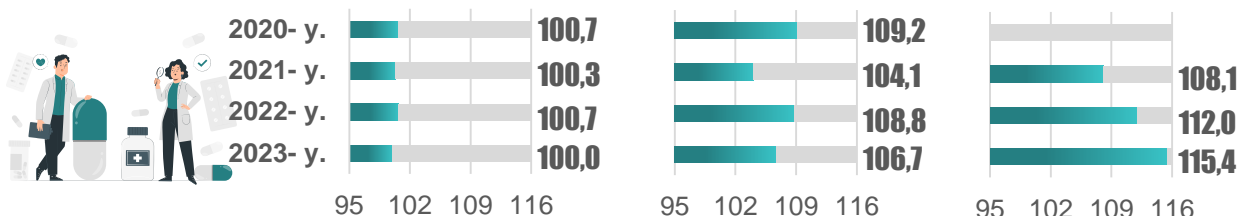
avgust

o‘tgan oyga nisbatan

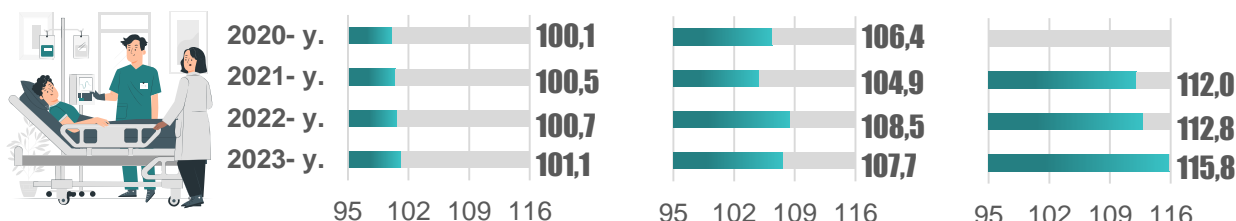
o‘tgan yilning dekabriga nisbatan

o‘tgan yilning avgustiga nisbatan

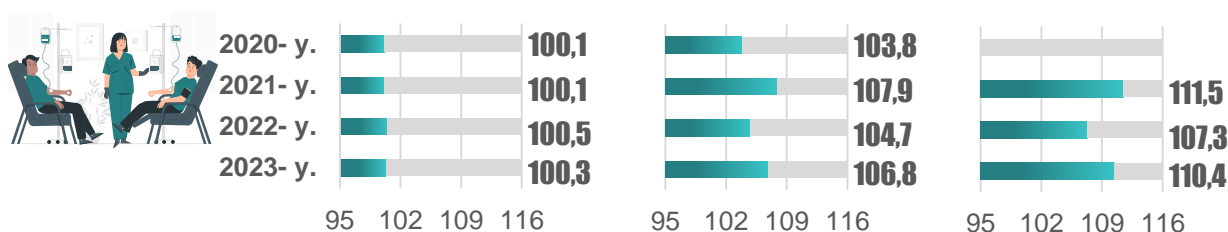
DORI VOSITALARI VA TIBBIYOT MAHSULOTLARI



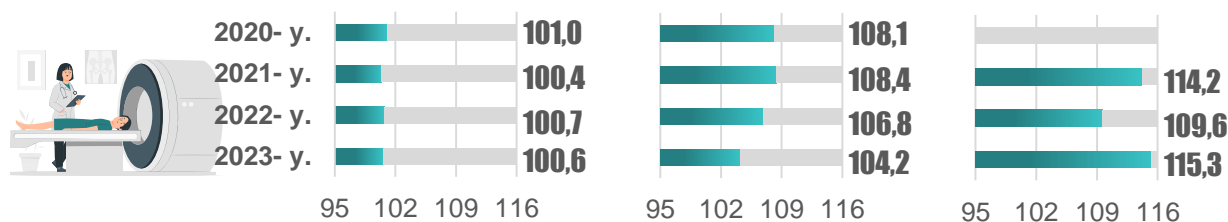
AMBULATORIYADA DAVOLASH BO‘YICHA XIZMATLAR



STATSIONARDA DAVOLASH BO‘YICHA XIZMATLAR



SOG‘LIQNI SAQLASH SOHASIDAGI BOSHQA XIZMATLAR



“Sog‘liqni saqlash” (VI) bo‘limiga kiruvchi tovarlar bo‘yicha joriy yilning avgust oyidagi qisqa muddatli INI tebranishlari diapazoni **99,3 %** dan (shamollashga qarshi dori vositalari) **101,8 %** gacha (stomatologiya xizmatlari) oraliqda joylashdi.

Bundan tashqari, shpritslar (**99,4 %**), tibbiy niqob va qo‘lqoplar (**99,5 %**), tibbiy diagnostika mahsulotlari va immunizatsiya xizmatlari (**99,6 %**) narxlarida oy davomida 100 % lik darajadan past INI qayd etildi.

“TRANSPORT” BO‘LIMI (VII), % da

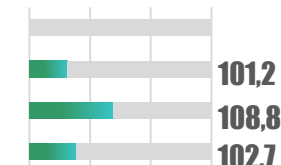
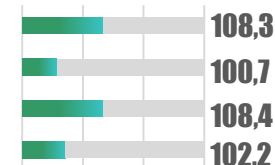
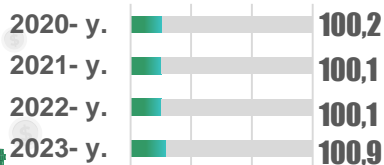
avgust

o‘tgan oyga nisbatan

o‘tgan yilning dekabriga nisbatan

o‘tgan yilning avgustiga nisbatan

TRANSPORT VOSITALARINI SOTIB OLISH

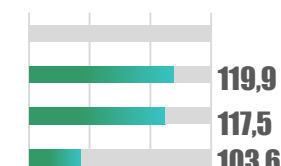
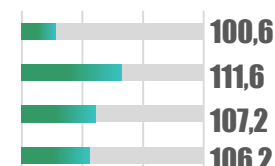
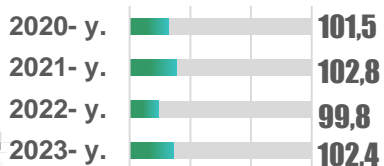


95 105 115 125

95 105 115 125

95 105 115 125

SHAKSIY TRANSPORT VOSITALARIDAN FOYDALANISH

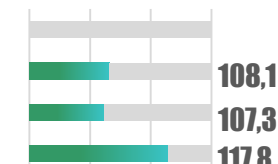
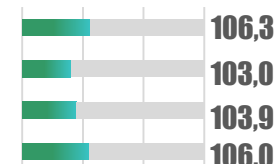
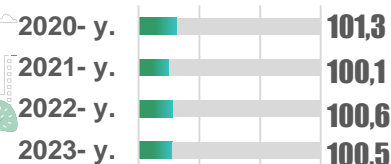


95 105 115 125

95 105 115 125

95 105 115 125

YO‘LOVCHI TASHISH TRANSPORTI XIZMATLARI

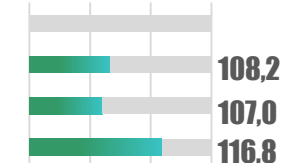
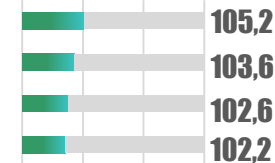
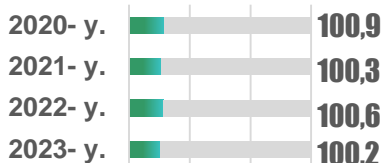


95 105 115 125

95 105 115 125

95 105 115 125

TOVARLARNI TASHISH BO‘YICHA XIZMATLAR



95 105 115 125

95 105 115 125

95 105 115 125

2023- yilning avgustida o‘tgan oydagi kabi respublikaning barcha hududlarida benzin narxlari oshdi. Ushbu yoqilg‘i turida INI mamlakat bo‘yicha o‘rtacha **104,2 %** ni tashkil etdi. Hududlar kesimida benzin bo‘yicha INI tebranishlari **103,1-106,6 %** chegarasida joylashdi.

Avtotransport vositalari uchun gaz yoqilg‘isi bo‘yicha qisqa muddatli INI joriy yilning avgustida **103,0 %** ni, shu jumladan, propanda **105,2 %**, metanda **102,4 %** ni tashkil etdi.

Havo transportida yo‘lovchi tashish xizmatlari bo‘yicha qisqa muddatli INI avgust oyida **102,1 %** darajasida qayd etildi.

Temir yo‘l transportida yo‘lovchi tashish xizmatlari bo‘yicha INI 2023- yilning iyuliga nisbatan **100,6 %** ni tashkil etdi.

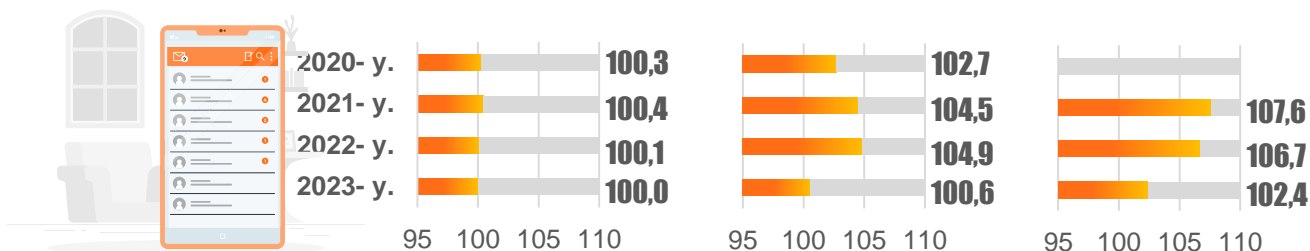
avgust

o‘tgan oyga nisbatan

o‘tgan yilning dekabriga nisbatan

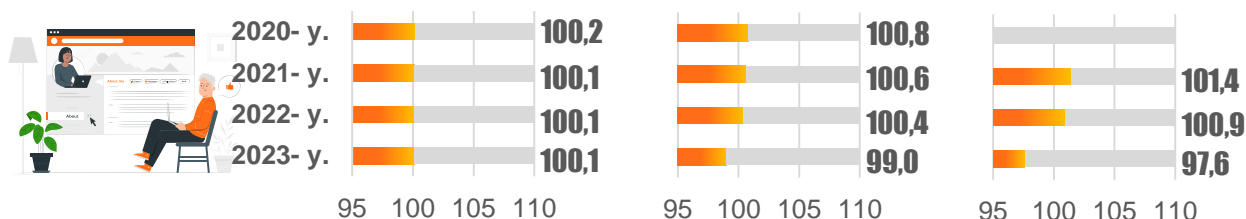
o‘tgan yilning avgustiga nisbatan

AXBOROT VA KOMMUNIKATSIYA USKUNALARI



Axborot va kommunikatsiya uskunalari bo‘yicha qisqa muddatli INI joriy yilning avgustida **100,0 %** darajasida qayd etildi. Shu bilan birga, ushbu guruhga kiruvchi tovarlarning narxlari o‘zgarishi notekis bo‘ldi. Mazkur guruhga kiruvchi tovarlarning qisqa muddatli INI tebranishlari diapazoni joriy yilning avgust oyida **99,7 %** dan (mobil telefon uskunalari) **100,7 %** gacha (kompyuter va planshetlar) oraliqda joylashdi.

AXBOROT VA ALOQA SOHASIDAGI XIZMATLAR



Ushbu guruhga kiruvchi xizmatlar orasida narxlarning oshishi faqatgina kompleks telekommunikatsiya xizmatlari hamda axborot va kommunikatsiya uskunalari ta‘mirlash bo‘yicha xizmatlarda qayd etilib, qisqa muddatli INI **99,9 %** va **102,6 %** ni tashkil etdi.

“DAM OLISH, SPORT VA MADANIYAT” BO‘LIMI (IX), % da

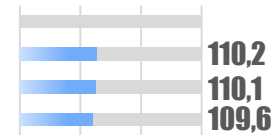
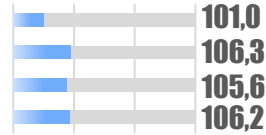
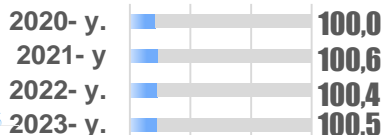
avgust

o‘tgan oyga nisbatan

o‘tgan yilning dekabriga nisbatan

o‘tgan yilning avgustiga nisbatan

DAM OLISHNI TASHKIL ETISH BO‘YICHA XIZMATLAR

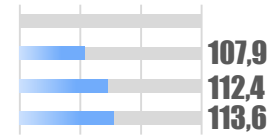
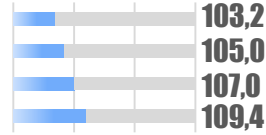
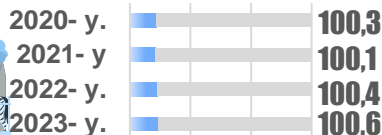


95 107 119 131

95 107 119 131

95 107 119 131

MADANIY TADBIRLARNI TASHKIL ETISH BO‘YICHA XIZMATLAR

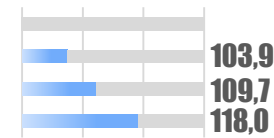
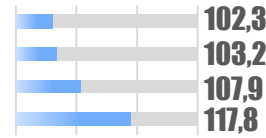
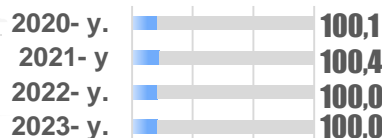


95 107 119 131

95 107 119 131

95 107 119 131

KOMPLEKS DAM OLISHNI TASHKIL ETISH

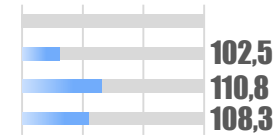
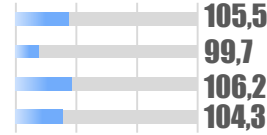
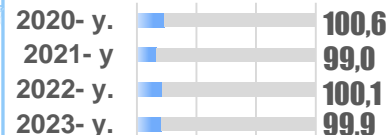


95 107 119 131

95 107 119 131

95 107 119 131

BOG‘DORCHILIK MAHSULOTLARI, UY HAYVONLARI

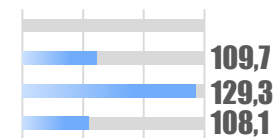
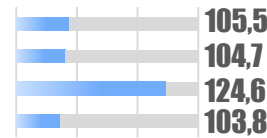
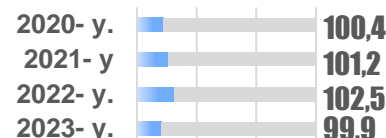


95 107 119 131

95 107 119 131

95 107 119 131

GAZETALAR, KITOBLAR VA KANSELYARIYA TOVARLARI

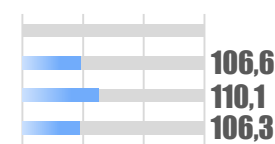
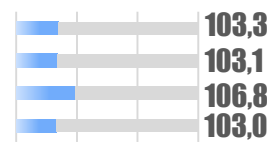
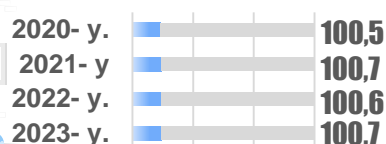


95 107 119 131

95 107 119 131

95 107 119 131

DAM OLISH UCHUN BOSHQA TOVARLAR



95 107 119 131

95 107 119 131

95 107 119 131

2023- yilning avgust oyi davomida narxlarning **0,2-1,9 %** chegarasida pasayishi alohida turdagi kanselyariya tovarlari, kitoblar va gullarda kuzatildi. Daftarlari va hujjatlar uchun muqovalar bo‘yicha yuqoriroq INI ko‘rsatkichi qayd etildi (**102,4 %**).

“TA’LIM SOHASIDAGI XIZMATLAR ” BO‘LIMI (X), % da

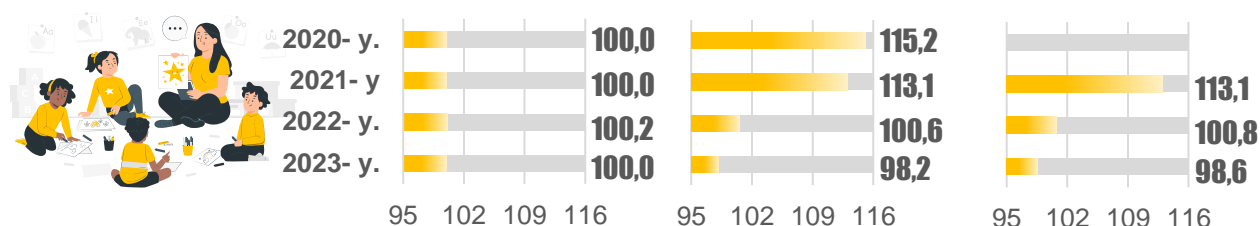
avgust

o'tgan oyga nisbatan

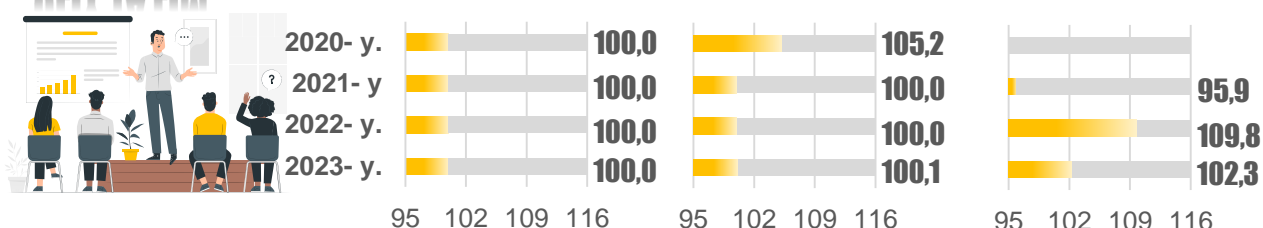
o'tgan yilning dekabriga nisbatan

o'tgan yilning avgustiga nisbatan

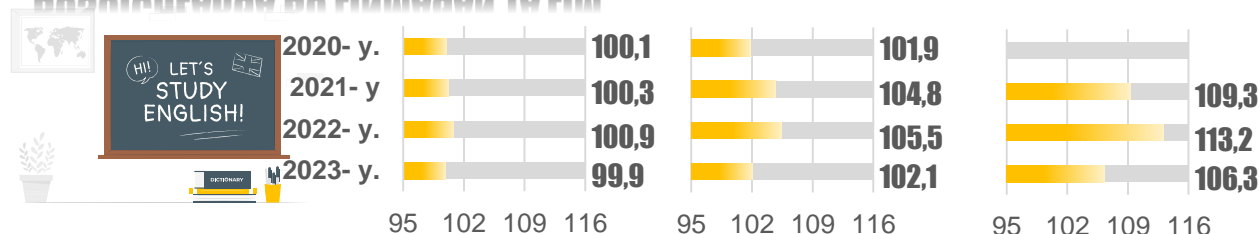
MAKTABGACHA VA BOSHLANG'ICH TA'LIM



OLIY TA'LIM

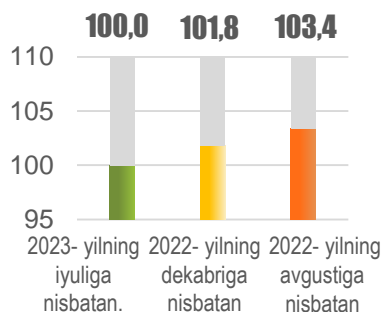


BOSQICHLARGA BO'LINMAGAN TA'LIM

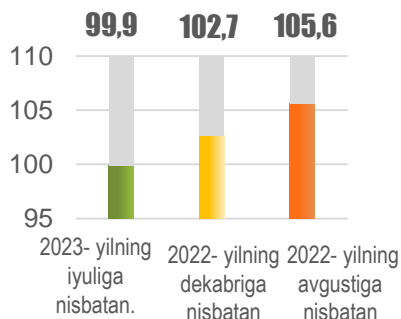


2023- yilning avgustida asosiy turlar bo'yicha INI, % da

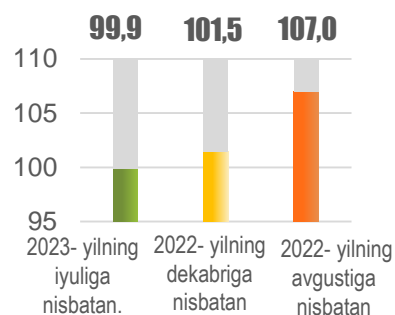
Xususiy MTTlar xizmatlari



Repetitorlar xizmatlari



Kurslarda o'qitish



Davlat MTT hamda oliy ta'lim sohasidagi xizmatlarning narxlari darajasida joriy yilning avgust oyida o'zgarishlar kuzatilmadi.

Oy davomida repetitorlar hamda o'quv kurslarida o'qitish xizmatlari narxlarida sezilarsiz pasayish kuzatildi.

“RESTORANLAR VA MEHMONXONALAR XIZMATLARI” BO‘LIMI (XI), % da

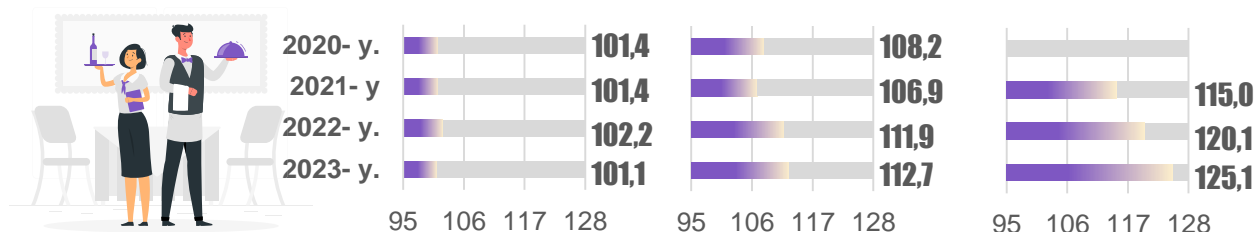
avgust

o‘tgan oyga nisbatan

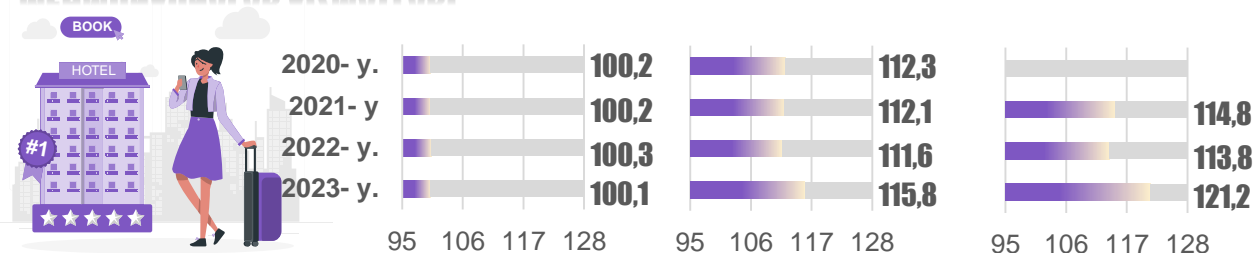
o‘tgan yilning dekabriga nisbatan

o‘tgan yilning avgustiga nisbatan

OZIQ-OVQAT MAHSULOTLARI VA ICHIMLIKLARNI YETKAZIB BERISH BO‘YICHA XIZMATLAR

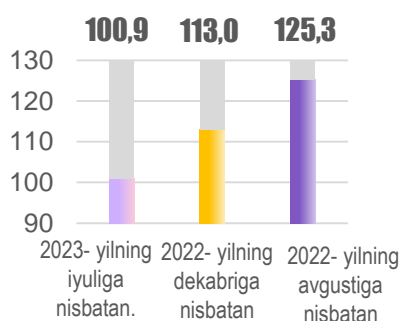


MEHMONXONALAR XIZMATLARI

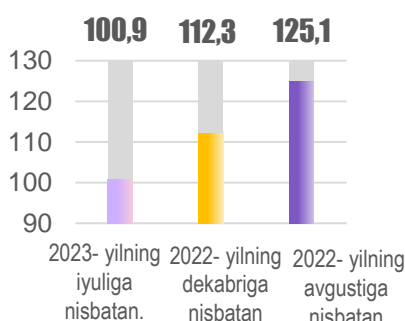


2023- yilning avgustida asosiy turlar bo‘yicha INI, % da

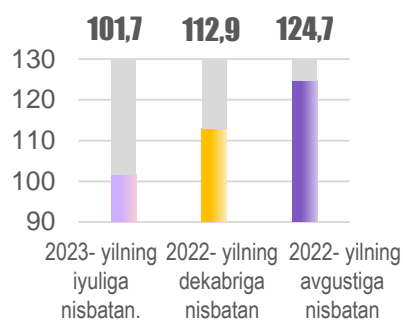
Kafelardagi tayyor taomlar



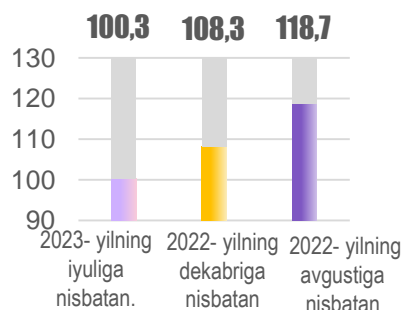
Oshxonalaridagi tayyor taomlar



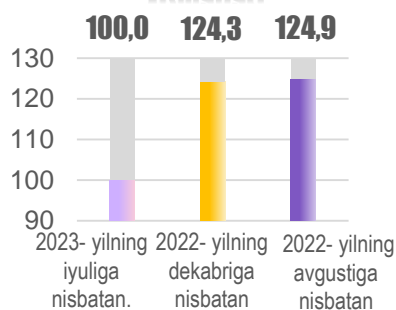
Tez pishar taomlar tayyorlanadigan oshxonalar xizmatlari



Otelar, mehmonxonalar va shunga o‘xshash tashkilotlar xizmatlari



Dam olish maskanlari va shunga o‘xshash tashkilotlar xizmatlari



Qator hududlarda oziq-ovqat mahsulotlarini yetkazib berish xizmatlari narxlarida **0,3-5,3 %** chegarasida o‘shish kuzatildi.

Mamlakatning uchta hududida mehmonxonalar xizmatlari narxlarida o‘shish kuzatildi.

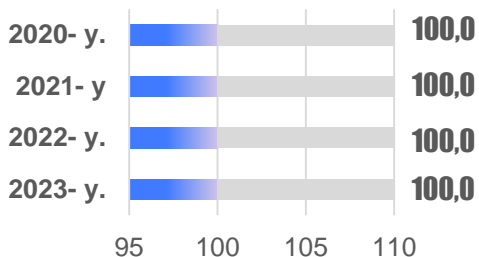
“SUG‘URTALASH VA MOLIVAVIY XIZMATLAR” BO‘LIMI (XII), % da

avgust

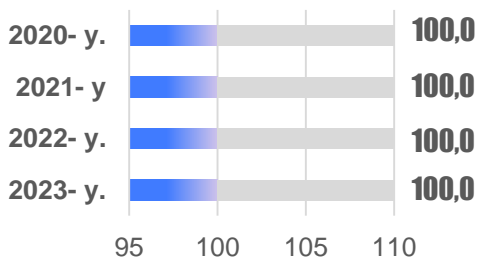
SUG‘URTA



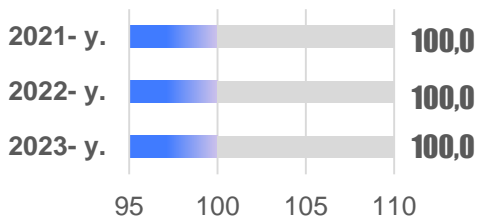
o‘tgan oyga nisbatan



o‘tgan yilning dekabriga nisbatan



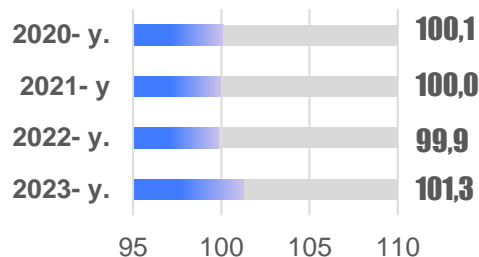
o‘tgan yilning avgustiga nisbatan



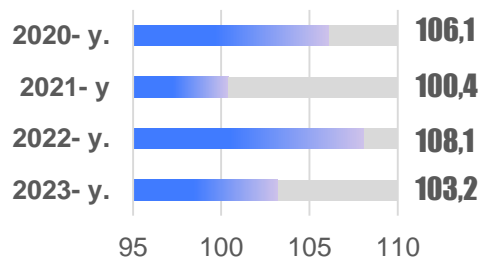
MOLIVAVIY XIZMATLAR



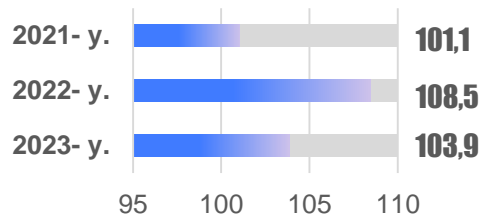
o‘tgan oyga nisbatan



o‘tgan yilning dekabriga nisbatan



o‘tgan yilning avgustiga nisbatan



So‘nggi yillar davomida kuzatiladigan sug‘urta xizmatlari bozorida narxlar darajasi barqarorlikni saqlab qoldi.

2023- yil avgustida moliyaviy xizmatlar orasida narxlar oshishi faqatgina banklar orqali pul yuborish xizmatlari (**104,1 %**) hamda bank muassasalari xizmatlarida (**101,6 %**) qayd etildi.

“MAISHIY TOVARLAR VA XIZMATLAR, IJTIMOIIY HIMOYA VA TURLI TOVARLAR VA XIZMATLAR” BO‘LIMI (XIII), % da

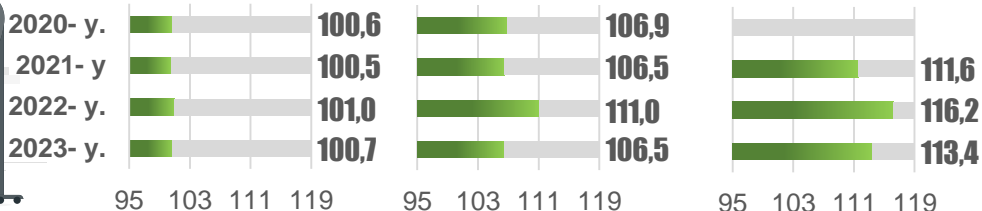
avgust

o‘tgan oyga nisbatan

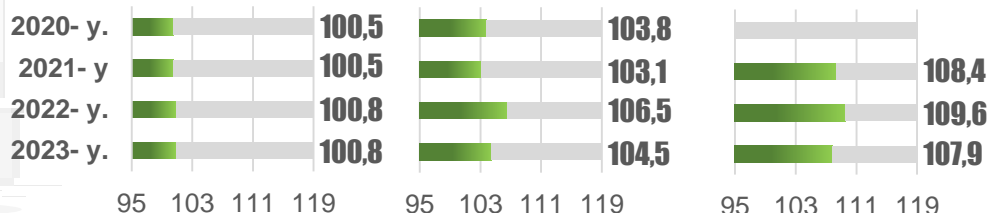
o‘tgan yilning dekabriga nisbatan

o‘tgan yilning avgustiga nisbatan

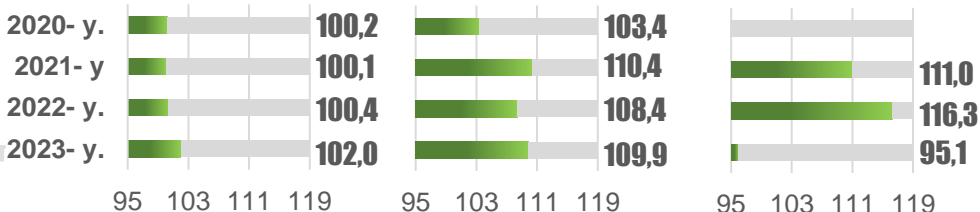
MAISHIY TOVARLAR VA XIZMATLAR



SHAXSIY FOYDALANISH UCHUN BOSHQA PREDMETLAR



BOSHQA XIZMATLAR



Joriy yilning avgustida maishiy tovarlar va xizmatlar bo‘yicha qisqa muddatli INI tebranishlari diapazoni **100,0 %** dan (bolalar tagliklari), **101,5 %** gacha (fenlar) oraliqda joylashdi.

“Shaxsiy foydalanish uchun boshqa buyumlar” guruhida qisqa muddatli INI darajasi joriy yilning avgustida **100,3 %** dan (qo‘l soatlari) **101,7 %** gacha (o‘quvchilar sumkalari) oraliqda joylashdi.

Boshqa xizmatlar orasida 2023- yilning avgustida 100 % lik darajadan yuqori indeks diniy xizmatlarda (**104,4 %**), past indeks esa hujjalardan nusxa ko‘cherish xizmatlarida (**99,5 %**) qayd etildi.

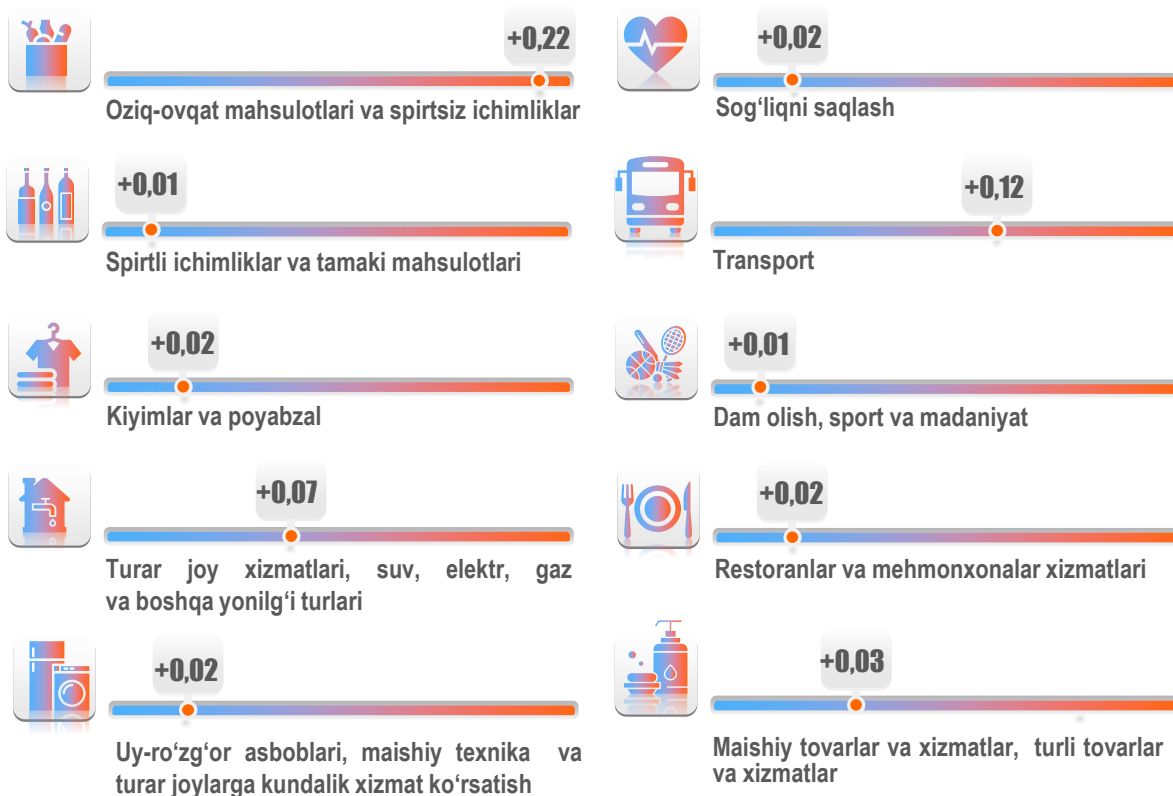
Yig‘ma ko‘rsatkich o‘zgarishiga har bir pozitsiyaning (bo‘lim, guruh, muayyan tovar yoki xizmat) ta‘sir ulushi va hissasi pozitsiyalarning narxlar o‘zgarishlari va aholi xarajatlari tarkibidagi salmoq vaznlarini hisobga olgan holda aniqlanadi.

Narx indeksi salmog‘i – narx indeksining shakllanishida qatnashuvchi o‘lcham bo‘lib, ular yordamida:

- kuzatilayotgan hodisalarning umumiy yig‘indisidagi har bir aniq tarkibiy qismning mazmuni ifodalanadi;
- avvaldan o‘zaro solishtirib bo‘lmaydigan birlamchi tarkibiy qismlar taqqoslanadigan shaklga keltiriladi;
- qo‘llanilayotgan tasniflagichning barcha bosqichlari bo‘yicha o‘zaro solishtirilishi mumkin bo‘lgan tarkibiy qismlar ketma-ketligi umumlashtiriladi va o‘rganilayotgan hodisa bo‘yicha narx o‘zgarishining umumiy mohiyati aniqlanadi.

Oylik yig‘ma INI o‘zgarishiga ta‘siri, f.d.

+0,54



2023- yilning avgust oyida qisqa muddatli yig‘ma ko‘rsatkich o‘sinh sur‘atiga oziq-ovqat mahsulotlari va spirtsiz ichimliklar narxlaridagi o‘zgarishlar yuqori ta‘sir ko‘rsatib, ularning hissasiga umumiy ta‘sir darajasining **40,7%** i to‘g‘ri keldi.

Transport sohasida hamda uy-joy kommunal xizmatlarida iste‘mol narxlarining o‘zgarishi oylik yig‘ma INI ni jami hisobda **0,19 f.d.** (umumiy ta‘sir darajasidagi ulushi **35,2%**) ni tashkil etdi.

2023- yilning yanvar-avgustidagi yig‘ma INI o‘zgarishiga ta‘siri, f.d.

+3,84



2022- yilning dekabriga nisbatan yig‘ma INI o‘sh sur‘atining uchdan bir ulushidan ortig‘i (**34,4 %**) oziq-ovqat mahsulotlari va spirtsiz ichimliklar narxlari o‘zgarishi bilan ta‘minlandi. Ularning ta‘siri umumiy **3,84 f.d.** o‘sh sur‘atida **1,32 f.d.** ga yetdi.

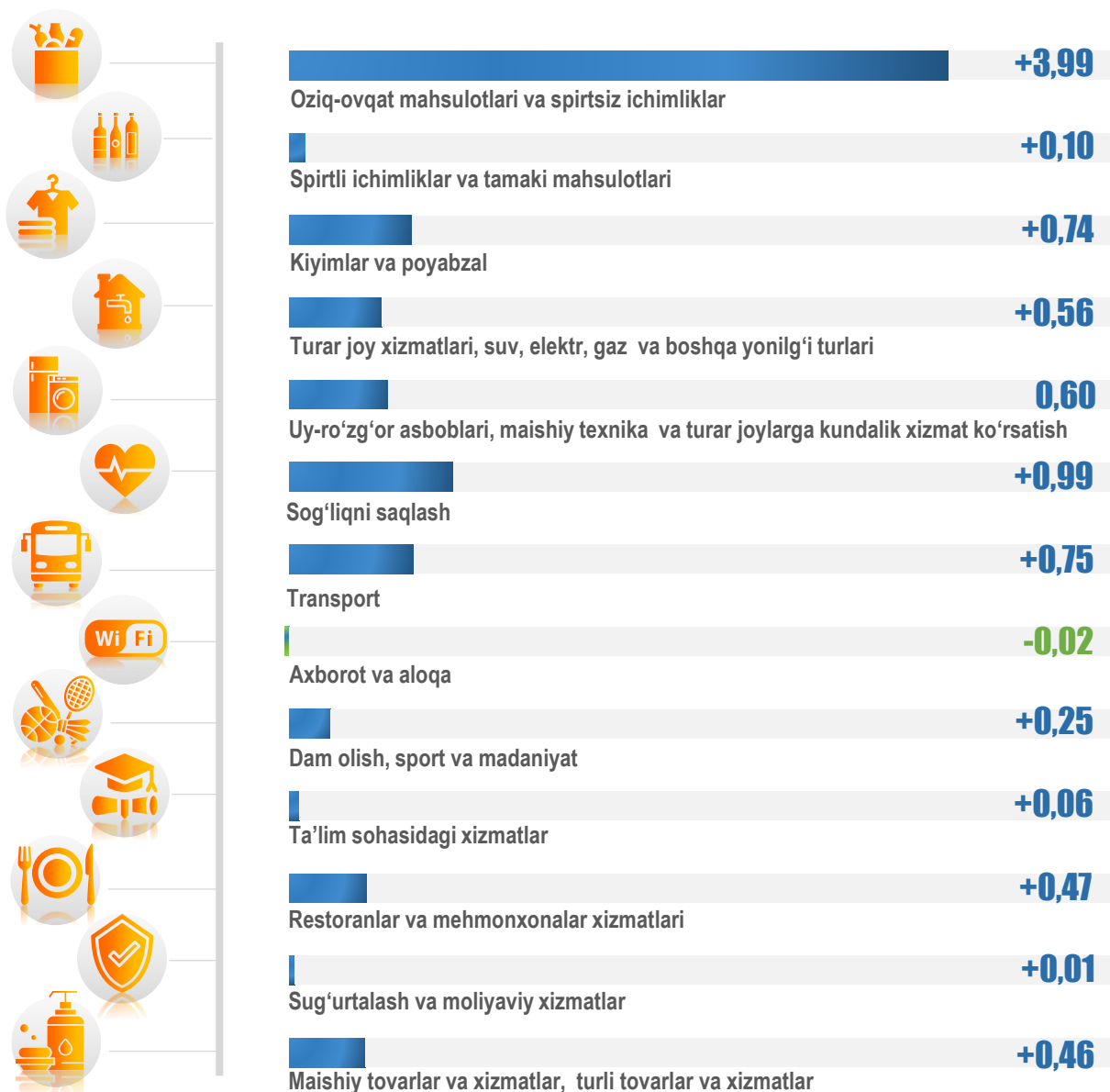
“Transport” va “Sog‘liqni saqlash” bo‘limlaridagi narxlar o‘zgarishi ham sezilarli ta‘sir

ko‘rsatdi. Jami hisobda, ularning 2022- yilning dekabriga nisbatan yig‘ma INI o‘sh sur‘atiga jami ta‘siri **0,88 f.d.**, yoki umumiy ta‘sir darajasidagi ulushi **22,9 %** ni tashkil etdi.

“Axborot va aloqa” bo‘limida narxlarning pasayishi tutib turuvchi omil sifatida xizmat qilib, ularning hisobiga yig‘ma INI **0,01 f.d.** pasaydi.

2023- yilning avgustidagi yillik yig‘ma INI o‘zgarishiga ta’siri, f.d.

+8,96



2022- yilning avgustiga nisbatan yig‘ma INI o‘sh sur‘atiga umumiy ta’sir darajasining **44,5 %** i oziq-ovqat mahsulotlari va spirtsiz ichimliklar narxlarning o‘zgarishlari bilan bog‘liqdir. Ularning ta’siri **3,99 f.d.** ni tashkil etdi.

Sog‘liqni saqlash sohasida narxlarning o‘shisi hissasiga umumiy

ta’sirning **11,0 %** i, transport sohasi hissasiga – **8,4 %** to‘g‘ri keldi.

Joriy yilning yanvar-avgustidagi INI kabi yillik ko‘rsatkichni tutib turuvchi omil sifatida aloqa xizmatlari narxlarning pasayishi xizmat qilib, ularning hisobiga yig‘ma ko‘rsatkich **0,02 f.d.** pasaydi.

