

O'ZBEKISTON RESPUBLIKASIDA **ISTE'MOL NARXLARI** **INDEKSI**



2023- yil
Oktabr

O‘ZBEKISTON RESPUBLIKASI BO‘YICHA YIG‘MA ISTE‘MOL NARXLARI INDEKSI (INI)

Iste‘mol narxlari indeksi (INI) iste‘mol sektoridagi inflyatsion jarayonlarning asosiy indikatorini sifatida alohida o‘rin egallab, davlatning ijtimoiy-iqtisodiy holatini baholashda hal qiluvchi ko‘rsatkichlardan biri hisoblanadi.

OKTABR OYIDAGI YIG‘MA INI, % da

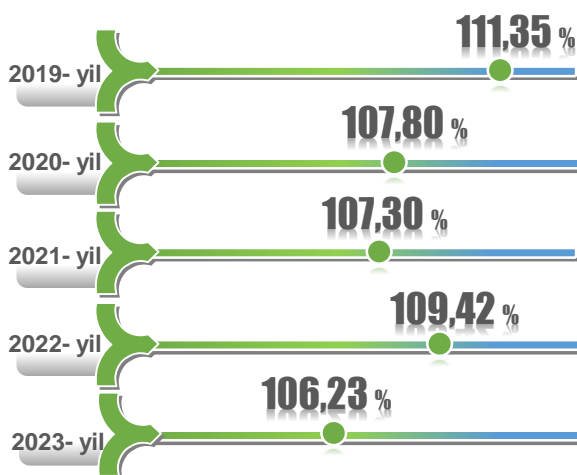
o‘tgan oyga nisbatan




2023- yilning oktabr oyida oylik yig‘ma INI **101,0 %** ni, 2022- yilning dekabriga nisbatan **106,2 %** ni tashkil etdi.

Yillik nisbatda (o‘tgan yilning oktabriga nisbatan) yig‘ma INI **109,0 %** darajasida qayd etildi.

o‘tgan yilning dekabriga nisbatan



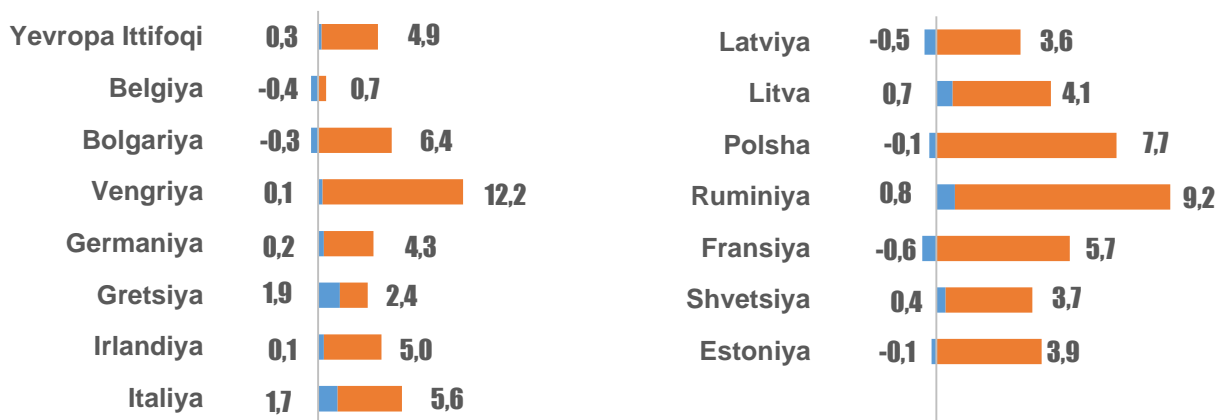
o‘tgan yilning oktabriga nisbatan



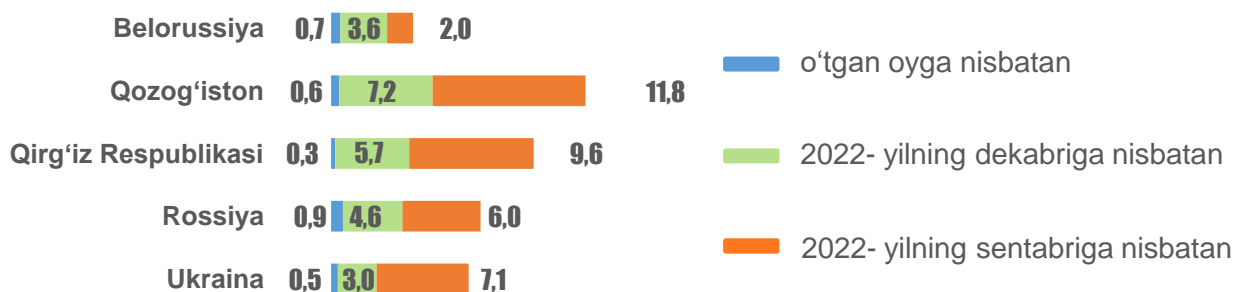
INI o‘rtacha oylik o‘sish sur‘ati 2023- yilning yanvar-oktabrida **0,6 %** ga yetdi. Ushbu ko‘rsatkich o‘tgan yilning mos davridagi ko‘rsatkichdan 0,3 foiz bandga va 2021- yilning yanvar-oktabridagiga nisbatan 0,1 foiz bandga past bo‘ldi.

AYRIM XORIJIY DAVLATLARDAGI YIG‘MA INI

2023- yilning sentabr oyida Yevropa Ittifoqining ayrim davlatlaridagi uyg‘unlashtirilgan (garmonik) indeks, o‘shish (pasayish) sur‘ati % da¹



2023- yilning sentabr oyida ayrim davlatlardagi yig‘ma INI, o‘shish (pasayish) sur‘ati % da²



¹) https://ec.europa.eu/eurostat/databrowser/view/PRC_HICP_MANR__custom_3761882/bookmark/table?lang=en&bookmarkId=4ad27e6f-358a-4a3d-82a0-587d69a833eb

²) milliy statistika xizmatlarining rasmiy saytlaridan olingan ma’lumotlar asosida.

INI turli shakllarda dunyoning ko‘plab davlatlarida, shu jumladan, qo‘shni davlatlarda ham hisoblanadi.

Yevropa Ittifoqi doirasida milliy INIdan tashqari uyg‘unlashtirilgan (garmonik) INI ham e’lon qilinib, mazkur indeks uyg‘unlashtirilgan ko‘rsatkichlarga muvofiq hisob-kitob qilinadi va shu sababdan Yevropa Ittifoqi mamlakatlaridagi iste’mol inflyatsiyasini xalqaro taqqoslash uchun maqbul statistik asos hisoblanadi.

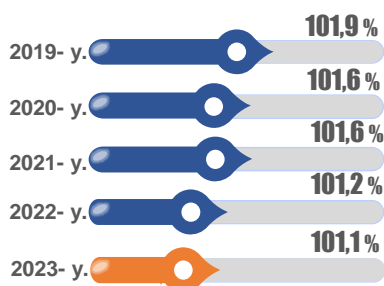
Respublikada INIning hisoblash 1994- yilda XVJning texnik ko‘magi ostida joriy qilingan. INIning shakllantirishga “Iste’mol narxlari indeksi bo‘yicha qo‘llanma: Nazariya va amaliyot” (XVJ, IHRT, Yevrostat, BMT, YIK, Jahon banki va XMT) tavsiyalarini hisobga olgan holda ishlab chiqilgan Tovarlar va xizmatlarning iste’mol narxlari (tariflari) kuzatuvini tashkil etish hamda iste’mol narxlari indeksini hisoblash bo‘yicha uslubiy nizom (Davlat statistika qo‘mitasining 2022- yil 27- sentabrdagi 33-son qarori bilan yangi tahriri tasdiqlangan) asos bo‘lib xizmat qiladi <https://lib.stat.uz>.

TOVARLAR

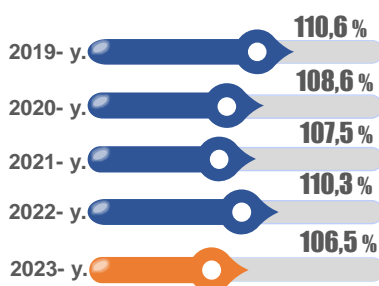


2023- yil oktabrida tovarlar bo'yicha INI oy davomida **101,1 %** ni tashkil etdi. Joriy yil boshidan ushbu ko'rsatkich **106,5 %** ga yetdi. Yillik nisbatda tovarlar bo'yicha INI **109,4 %** darajasida shakllandi.


o'tgan oyga nisbatan



o'tgan yilning dekabriga nisbatan



o'tgan yilning oktabriga nisbatan

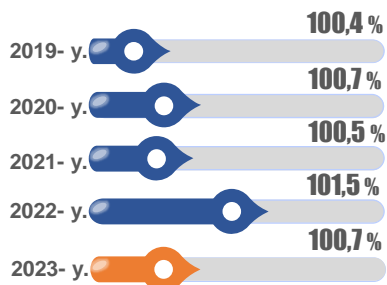


XIZMATLAR

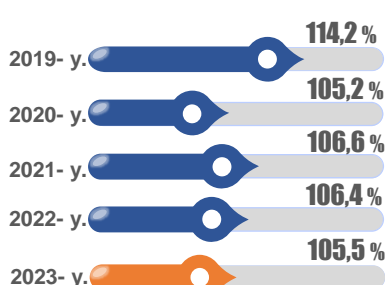


2023- yilning oktabr oyida xizmatlar bo'yicha qisqa muddatli INI **100,7 %** ni tashkil etdi. 2022- yilning dekabriga nisbatan INI **105,5 %** ga, 2022- yilning oktabriga nisbatan **107,5 %** ga yetdi.

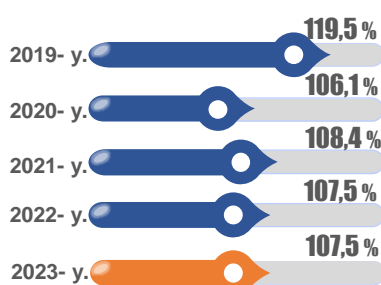
o'tgan oyga nisbatan



o'tgan yilning dekabriga nisbatan



o'tgan yilning oktabriga nisbatan



Tasdiqlangan Uslubiy nizomga muvofiq, narxlarni ro'yxatga olish har oyning **10-** sanasidan **20-** sanasigacha amalga oshiriladi. Ma'lumotlarni yig'ish shunday tashkil etilganki, bu vaqt oralig'ida narxlarni ro'yxatga olish har bir tovar va xizmat bo'yicha bir marta amalga oshiriladi va qo'shni davrlar uchun ro'yxatga olish oralig'i bir kalendar oyni tashkil qiladi. INIning hisoblashda faqatgina inflyatsiya omillarini aniqlash uchun assortiment va hududiy siljishlar omillarining ta'siri chiqarib tashlanadi.

TOVARLAR VA XIZMATLAR ASOSIY GURUHLARINING INI, % DA

JAMI 510



turdagi tovarlar

Oziq-ovqat mahsulotlari



turdagi tovarlar

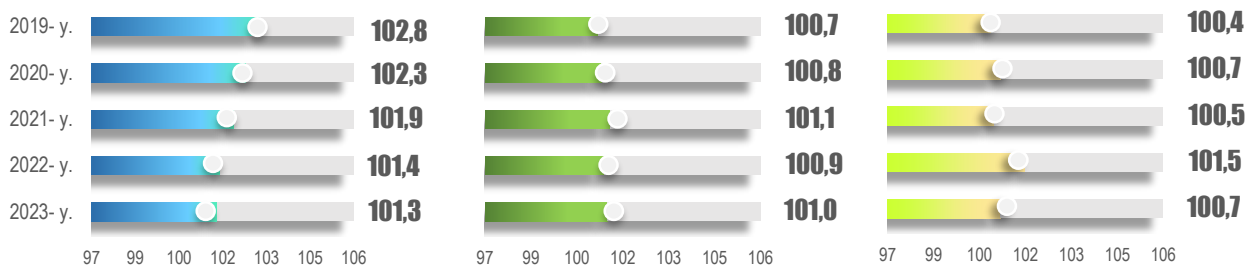
Nooziq-ovqat mahsulotlar



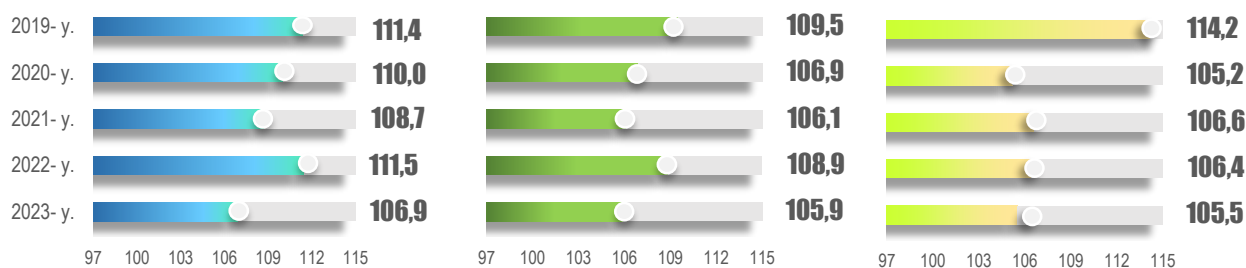
turdagi xizmatlar

Xizmatlar

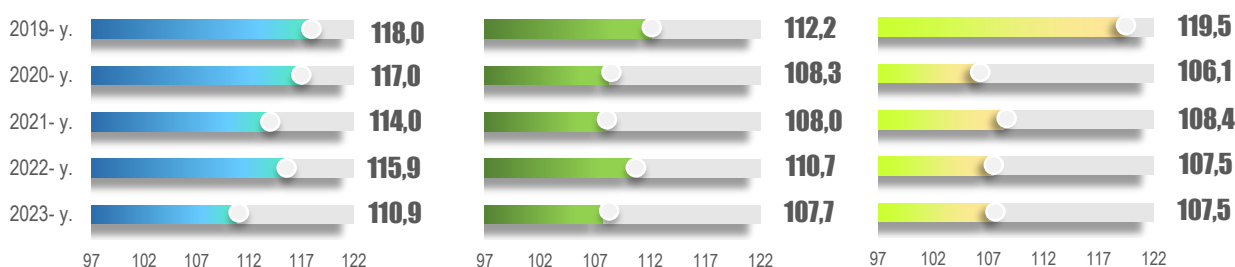
oktabr oyida o'tgan oyga nisbatan



oktabr oyida o'tgan yilning dekabriga nisbatan



oktabr oyida o'tgan yilning oktabriga nisbatan



Joriy yil oktabrida oziq-ovqat mahsulotlari bo'yicha qisqa muddatli INI **101,3 %** ni, nooziq-ovqat mahsulotlarda **101,0 %** ni va xizmatlarda **100,7 %** ni tashkil etdi. O'tgan yilning dekabriga nisbatan INI oziq-ovqat mahsulotlarida **106,9 %**, nooziq-ovqatlarda **105,9 %**, xizmatlarda **105,5 %** darajasida qayd etildi. Yillik nisbatdagi INI oziq-ovqat va nooziq-ovqat mahsulotlarda **110,9 %** va **107,7 %** ni tashkil etgan bo'lsa, xizmatlarda **107,5 %** ga yetdi.

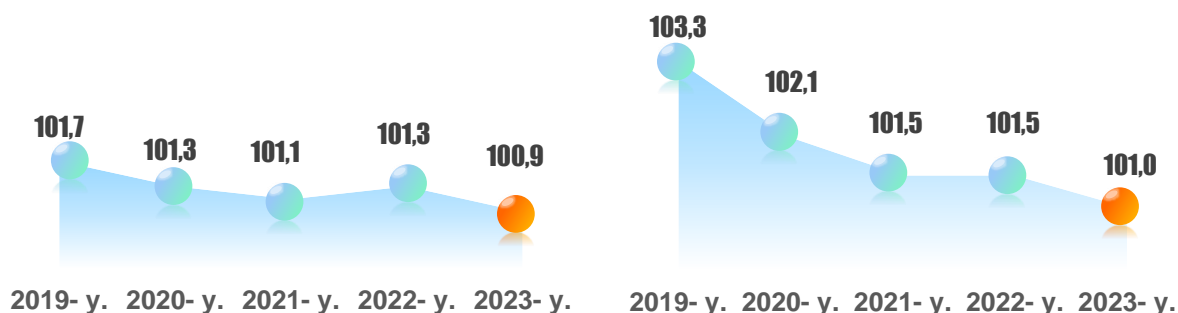
Iste'mol narxlarining o'zgarishi kuzatuvlari doirasida har oyda **10 mingdan** ortiq savdo nuqtalari va xizmat ko'rsatish obyektlari kuzatiladi, **120 mingdan** ortiq narx kotirovkalari qayd etiladi.

oktabr

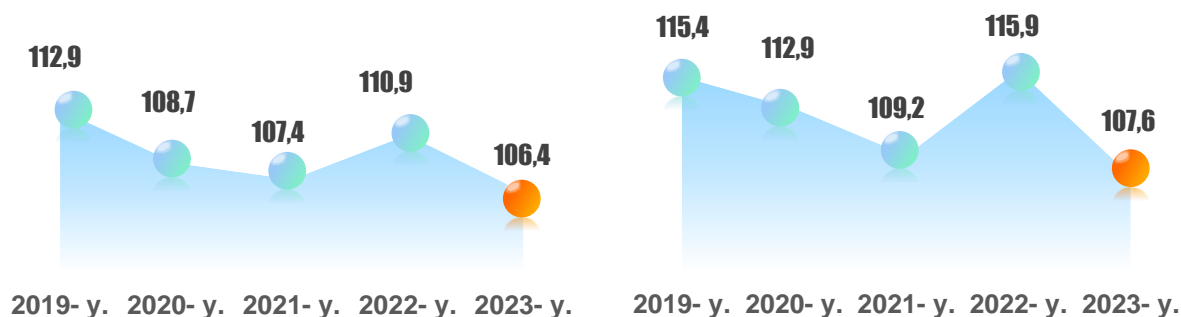
YIG'MA INI

OZIQ-OVQAT MAHSULOTLARI

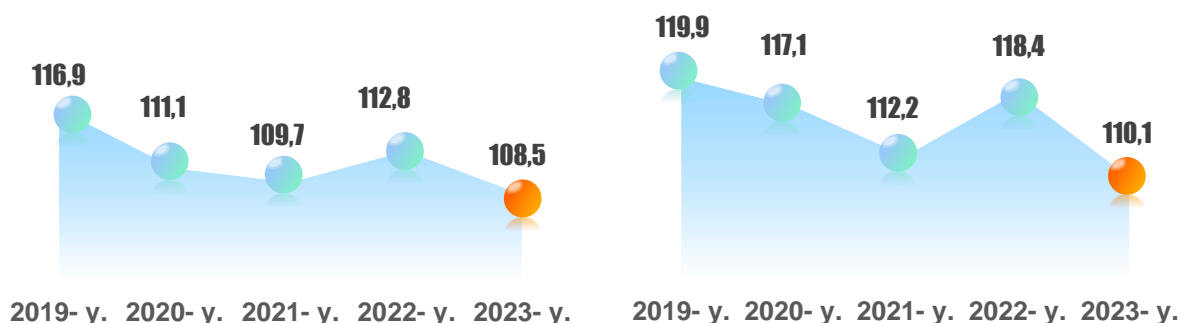
o'tgan oyga nisbatan



o'tgan yilning dekabriga nisbatan



o'tgan yilning oktabriga nisbatan

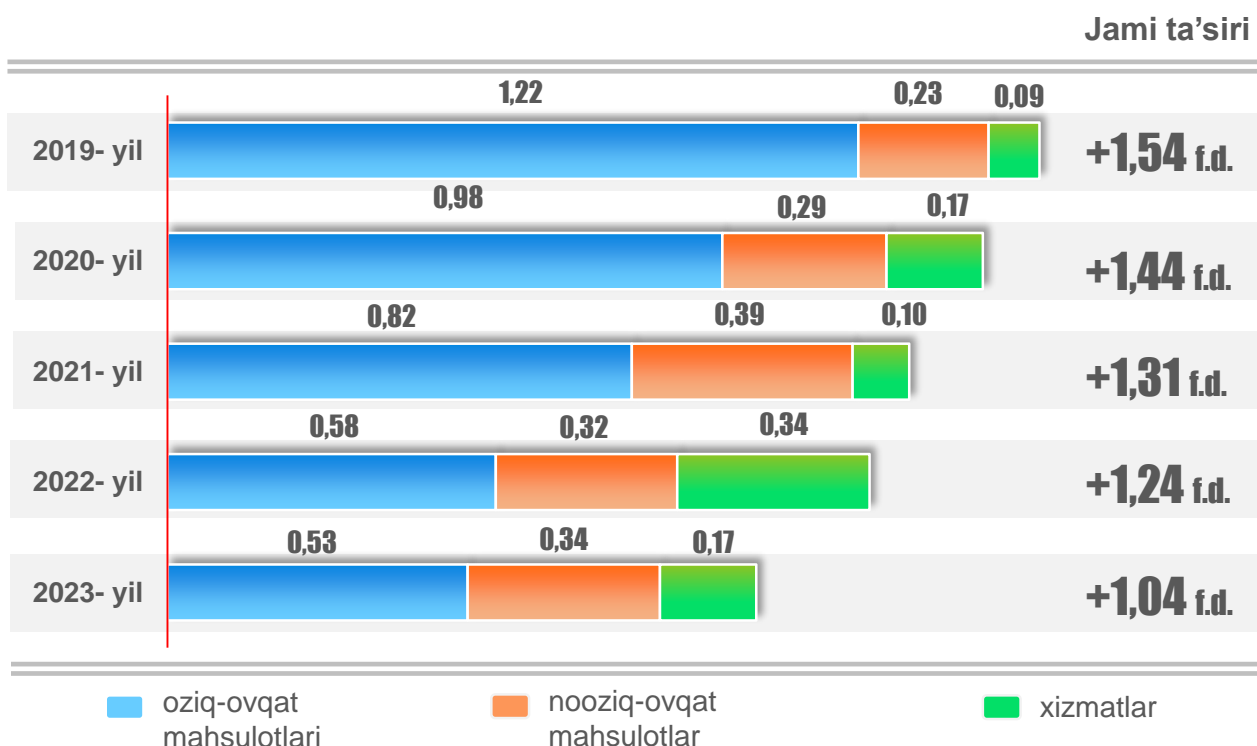


Meva-sabzavot mahsulotlari narxlari o'zgarishini hisobga olmaganda 2023- yilning oktabridagi qisqa muddatli INI **100,9 %** (ularni hisobga olganda **101,0 %**) ni tashkil etdi.

2022- yilning dekabriga nisbatan ushbu ko'rsatkich **106,4 %**, 2022- yilning oktabriga nisbatan esa **108,5 %** darajasida qayd etildi.

ASOSIY GURUHLARDA NARXLAR O'ZGARISHINING YIG'MA INI O'SISH SUR'ATIGA TA'SIRI TUZILMASI, f.d.*

oktabr oyida o'tgan oyga nisbatan



Oziq-ovqat mahsulotlari narx o'zgarishlarining kuzatiladigan tovarlar va xizmatlar 2023- yil oktabridagi qisqa muddatli yig'ma INI o'sish sur'atiga umumiy ta'siridagi hisssasi **51,0 %** ga, nooziq-ovqat mahsulotlar hisssasi **32,7 %** ga va xizmatlar hisssasi **16,3 %** ga to'g'ri keldi.

INIning shakllantirish quyidagi ikkita ma'lumotlar manbasi asosida amalga oshiriladi:

1) uy xo'jaliklarida o'tkaziladigan tanlanma kuzatuvlar ma'lumotlari asosida shakllanadigan aholining iste'mol xarajatlari tarkibi to'g'risidagi ma'lumotlar;

2) hududlar, savdo va xizmat ko'rsatish obyektlari, namuna tovarlar tanlanmasi doirasida narxlarni qayd etish ma'lumotlari.

Shunday qilib, har bir pozitsiyaning (bo'lim, guruh, aniq tovar yoki xizmat) yig'ma ko'rsatkich o'zgarishiga ta'siri pozitsiyaning narx o'zgarishlari va xarajatlar tarkibidagi salmoq vaznidan kelib chiqqan holda aniqlanadi.

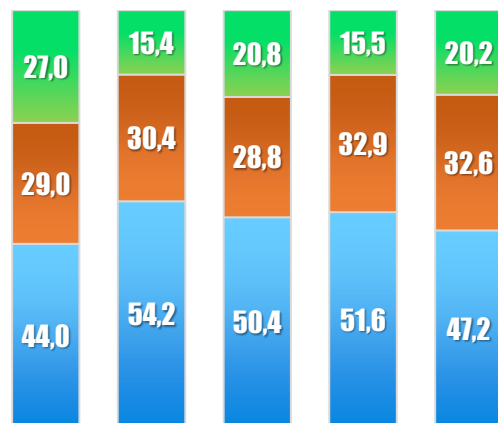
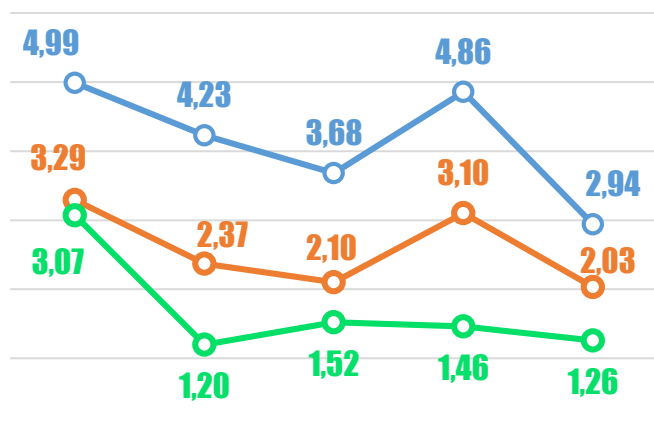
*) foiz darajasida

ASOSIY GURUHLAR NARXLARI O'ZGARISHINING YIG'MA INI O'SISH SUR'ATIGA TA'SIRI TUZILMASI

Ta'siri, f.d.

Umumiy ta'sirdagi ulushi, % da

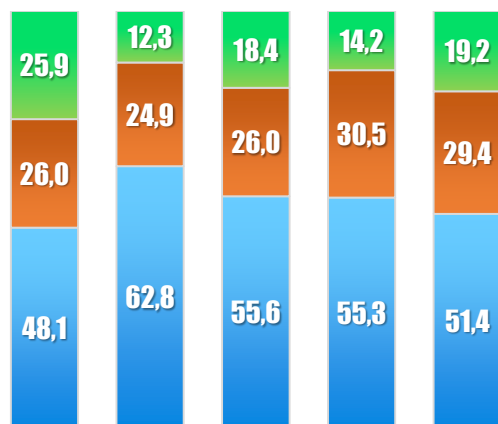
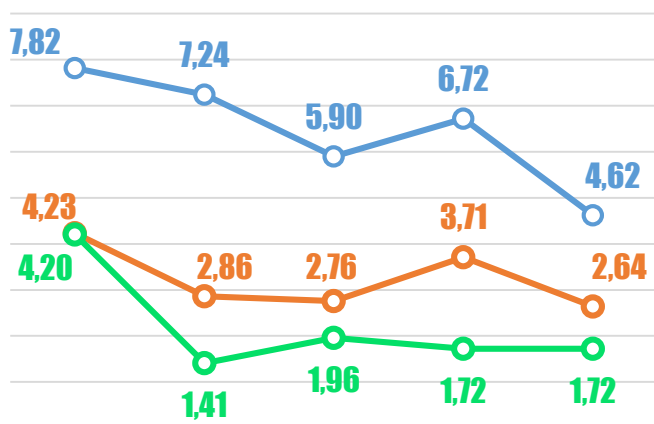
oktabr oyida o'tgan yilning dekabriga nisbatan



2019-y. 2020-y. 2021-y. 2022-y. 2023-y.

2019-y. 2020-y. 2021-y. 2022-y. 2023-y.

oktabr oyida o'tgan yilning oktabriga nisbatan



2019-y. 2020-y. 2021-y. 2022-y. 2023-y.

2019-y. 2020-y. 2021-y. 2022-y. 2023-y.

oziq-ovqat mahsulotlari

nooziq-ovqat mahsulotlar

xizmatlar

Hisob-kitoblarga ko'ra, oziq-ovqat mahsulotlari hissasiga uchta yirik guruhlarning 2022- yil dekabriga nisbatan yig'ma INI o'sish sur'atiga jami ta'sirining **47,2 %** i to'g'ri keldi (bir yil avval ushbu ko'rsatkich **51,6 %** ni tashkil etgan). Xizmatlar narxlarining ta'siri uchta asosiy guruhlar orasida eng past bo'ldi va uning ulushi **20,2%** ni tashkil etdi.

Yillik nisbatdagi yig'ma INI o'sish sur'ati asosan oziq-ovqat mahsulotlari narxlarining o'sishi bilan bog'liq (**51,4%**).

MAQSADLAR BO‘YICHA INDIVIDUAL ISTE‘MOL TASNIFLAGICHI – 2018 (O‘zR MIIT – 2018) BO‘LIMLARI BO‘YICHA INI, % da

2021- yil yanvar oyidan boshlab, Davlat statistika qo‘mitasi MDHga a‘zo davlatlar orasida birinchilardan bo‘lib iste‘mol narxlari indeksi (INI)ni to‘liq BMTning Classification of Individual Consumption According to Purpose (COICOP) 2018 xalqaro standartiga asoslangan, Maqsadlar bo‘yicha individual iste‘mol tasniflagichi – 2018 (MIIT – 2018) asosida shakllantirishni joriy etdi. O‘zR MIIT – 2018 statistika faoliyati sohasida foydalanish uchun mo‘ljallangan bo‘lib, uy xo‘jaliklarining iste‘mol xarajatlarini 13 ta bo‘limlarga guruhlashtirishni nazarda tutadi.

oktabr oyida o‘tgan oyga nisbatan*

2020- y.  102,4

2021- y.  102,0

2022- y.  101,3

2023- y.  101,2



2020- y.  100,8

2021- y.  100,9

2022- y.  100,8

2023- y.  100,9



2020- y.  101,1

2021- y.  100,8

2022- y.  101,0

2023- y.  100,7

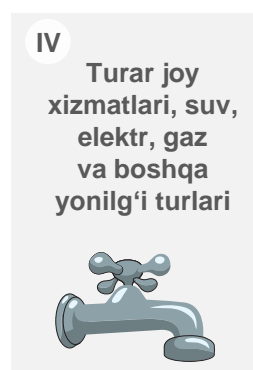


2020- y.  100,0

2021- y.  100,2

2022- y.  101,2

2023- y.  100,5

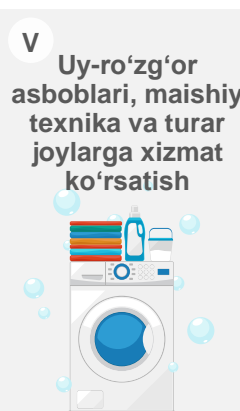


2020- y.  100,8

2021- y.  100,6

2022- y.  101,2

2023- y.  100,6




2020- y.  100,7

2021- y.  101,0

2022- y.  102,8

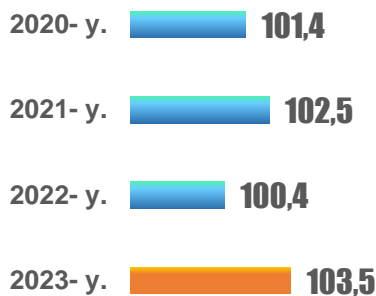
2023- y.  100,7



* Statistik maqsadlarda 2020- yil uchun narxlar indeksi O‘zR MIIT–2018 bazasi tuzilmasida qayta hisob-kitob qilingan.

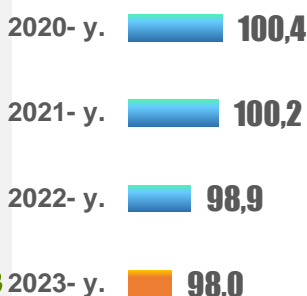
oktabr oyida o‘tgan oyga nisbatan

Davomi




VII

Transport




VIII

Axborot va aloqa




IX

Dam olish, sport va madaniyat





X

Ta‘lim sohasidagi xizmatlar



XI

Restoranlar va mehmonxonalar xizmatlari



XII

Sug‘urtalash va moliyaviy xizmatlar



XIII

Maishiy tovarlar va xizmatlar va boshqa tovarlar va xizmatlar

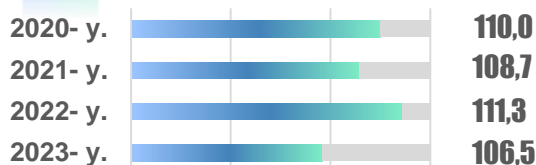


2023- yilning oktabrida bo‘limlar kesimidagi qisqa muddatli INI diapazoni **98,0 %** dan (“Axborot va aloqa” VIII bo‘lim) **102,7 %** gacha (“Restoranlar va mehmonxonalar xizmatlari” XI bo‘lim) oraliqda joylashdi.

oktabr oyida o'tgan yilning dekabriga nisbatan



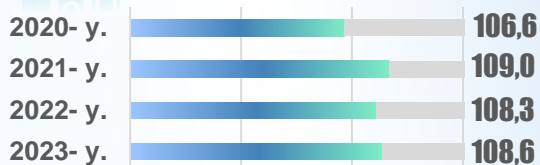
Oziq-ovqat mahsulotlari va spirtsiz ichimliklar



I



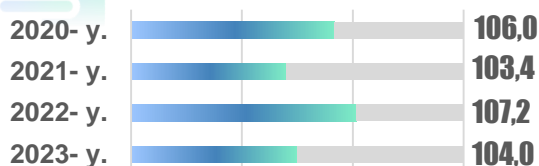
Spirтли ichimliklar va tamaki mahsulotlari



II



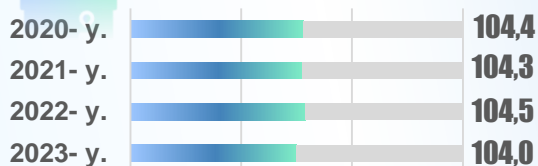
Kiyim va poyabzal



III



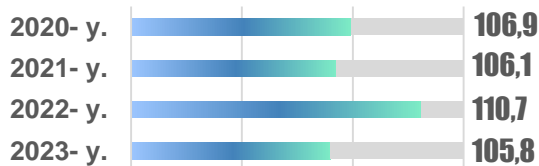
Turar joy xizmatlari, suv, elektr, gaz va boshqa yonilg'i turlari



IV



Uy-ro'zg'or asboblari, maishiy texnika va turar joylarga xizmat ko'rsatish

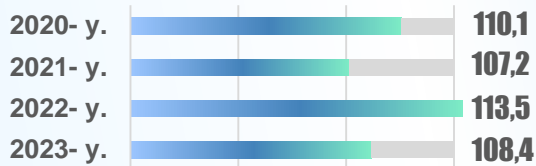


95 101 107 113

V



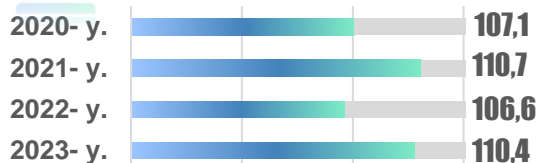
Sog'liqni saqlash



VI



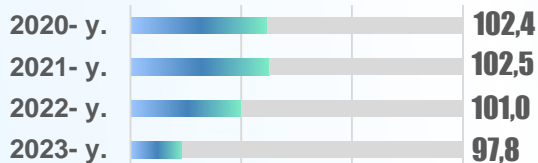
Transport



VII



Axborot va aloqa

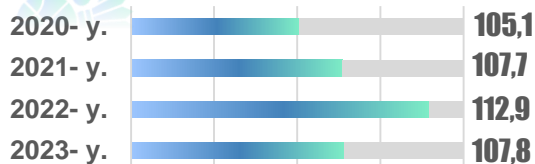


VIII

oktabr oyida o'tgan yilning dekabriga nisbatan



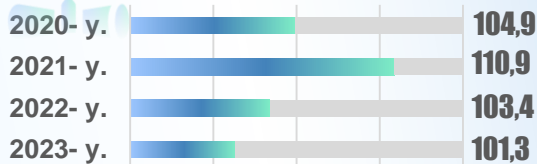
Dam olish, sport va madaniyat



IX



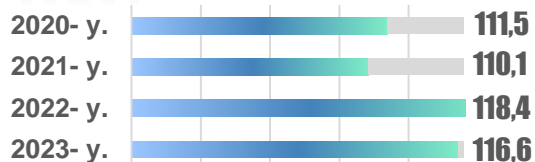
Ta'lim sohasidagi xizmatlar



X



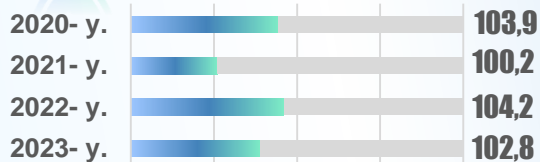
Restoranlar va mehmonxonalar xizmatlari



XI



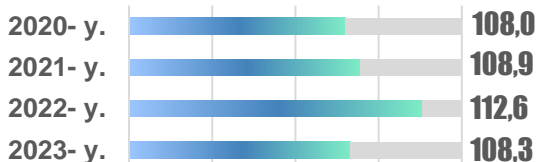
Sug'urtalash va moliyaviy xizmatlar



XII



Maishiy tovarlar va xizmatlar, boshqa tovarlar va xizmatlar



XIII

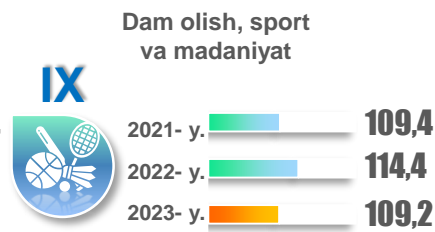
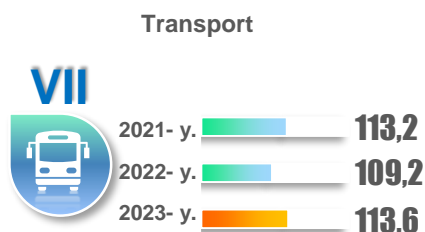
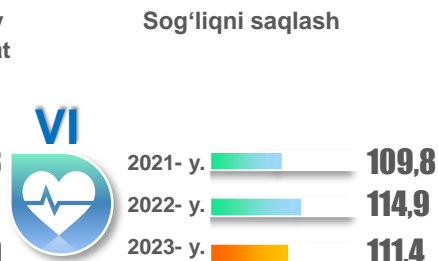
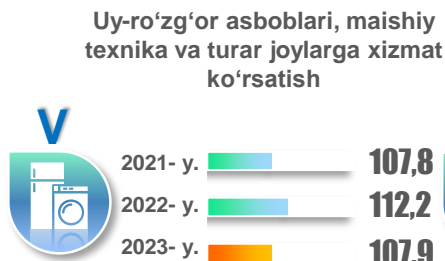
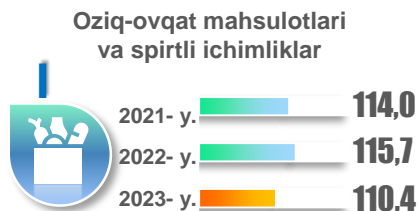
“Spirtli ichimliklar va tamaki mahsulotlari” (II) va “Transport” (VII) bo'limlaridan boshqa barcha bo'limlarda 2023- yilning oktabridagi INI o'tgan yilning mos davridagi ko'rsatkichdan past bo'ldi.

O'tgan yilning dekabriga nisbatan 100,0 % lik chegaradan past INI “Axborot va aloqa” (VIII) bo'limida qayd etildi.

IZOH: O'zR MIIT – 2018 tasniflagichi 2021- yildan INIning hisoblash amaliyotiga joriy etilgan. Statistik maqsadlarda 2021- yilning uzoq muddatli narxlar indeksini shakllantirish uchun 2020- yildagi qisqa muddatli INI O'zR MIIT – 2018 tuzilmasi bo'yicha qayta hisob-kitob qilingan.

O'zR MIIT – 2018 BO'LIMLARI BO'YICHA INI, % da

oktabr oyida o'tgan yilning oktabriga nisbatan




2023- yilning oktabr oyida eng past yillik INI axborot va aloqa sohasidagi tovarlar va xizmatlarda (**98,5** %) kuzatilgan bo'lsa, restoranlar va mehmonxonalar xizmatlari bo'yicha INI **121,7** % darajasida qayd etildi.

IZOH: O'zR MIIT – 2018 tasniflagichi 2021- yildan INIning hisoblash amaliyotiga joriy etilgan. Statistik maqsadlarda 2021- yilning uzoq muddatli narxlar indeksini shakllantirish uchun 2020- yildagi qisqa muddatli INI O'zR MIIT – 2018 tuzilmasi bo'yicha qayta hisob-kitob qilingan. 2020- yilning oktabridagi 2019- yilning oktabriga nisbatan INI narxlarini taqqoslash uchun bazaning mavjud bo'lmaganligi sababli hisoblanmagan.


“OZIQ-OVQAT MAHSULOTLARI VA SPIRTSIZ ICHIMLIKLAR” BO‘LIMI (I), % da

oktabr oyida o‘tgan oyga nisbatan


Donli ekinlar va yorma mahsulotlari




Go‘sh va go‘sh mahsulotlari



Baliq va boshqa dengiz mahsulotlari




Sut, boshqa sut mahsulotlari va tuxum




Yog‘lar va moylar



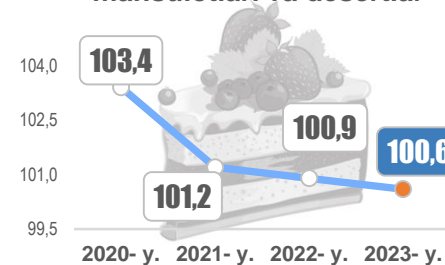
Mevalar va yong‘oqlar




Sabzavotlar, ildizmevalilar va dukkakililar




Shakar, qandolat mahsulotlari va desertlar



Tayyor oziq-ovqat mahsulotlari va boshqa oziq-ovqat mahsulotlari



Spirtsiz ichimliklar



2023- yilning oktabrida “Oziq-ovqat mahsulotlari va spirtsiz ichimliklar” (I) bo‘limi guruhlarida kesimida qisqa muddatli INI tebranishlari diapazoni **98,5 %** dan **106,5 %** gacha chegarada joylashdi.

100,0 % lik darajadan past qisqa muddatli INI oy davomida “Sabzavotlar, ildizmevalilar va dukkakililar” (**98,5 %**), “Yog‘lar va moylar” (**99,6 %**), “Baliq va boshqa dengiz mahsulotlari” (**99,5 %**) guruhlarida qayd etildi.

Asosiy turdagi mevalarni yig‘ib olish mavsumining tugashi “Mevalar va yong‘oqlar” guruhida kutilgan narxlar oshishiga sabab bo‘ldi. Shunday qilib, “Mevalar va yong‘oqlar” guruhida 2023- yilning oktabr oyidagi qisqa muddatli INI **106,5 %** ga yetdi.

Shunga o‘xshash holat sut mahsulotlari va tuxum narxlarida ham kuzatilib, oylik INI **103,2 %** ni tashkil etdi.

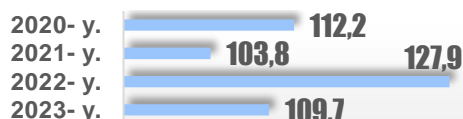
Bo‘limning boshqa guruhlaridagi oylik INI sezilarli darajada past bo‘ldi va **101,2 %** dan oshmadi.

“OZIQ-OVQAT MAHSULOTLARI VA SPIRTSIZ ICHIMLIKLER” BO‘LIMI (I), % da

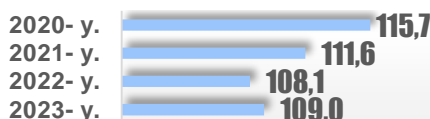
oktabr oyida o‘tgan yilning dekabriga nisbatan



Donli ekinlar va yorma mahsulotlari



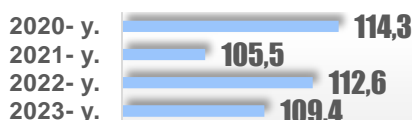
Go‘sh t mahsulotlari




Baliq va boshqa dengiz mahsulotlari



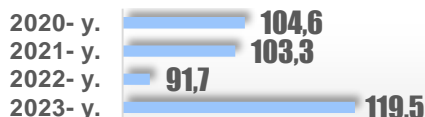
Sut, boshqa sut mahsulotlari va tuxum



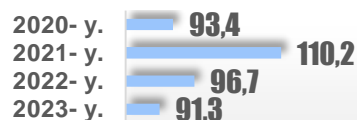
Yog‘lar va moylar



Mevalar va yong‘oqlar



Sabzavotlar, ildizmevalilar va dukkakililar



Shakar, qandolat mahsulotlari va desertlar



Tayyor oziq-ovqat mahsulotlari



Spirtsiz ichimliklar



Yog‘-moy va sabzavot mahsulotlari narxlarining joriy yil oktabrdagi o‘rtacha darajalari 2022- yil dekabrda darajadan hanuz pastligicha qoldi. 2023- yil oktabrida “Yog‘lar va moylar” guruhida INI **91,5** % ni, “Sabzavotlar, ildizmevalilar va dukkakililar” guruhida esa **91,3** % ni tashkil etdi.


2022- yilning yanvar-oktabridagi qaraganda donli ekinlar va yorma mahsulotlari (**109,7** % ga **127,9** %), hamda shakar, qandolat mahsulotlari va desertlar (**107,6** % ga **125,0** %) INI ko‘rsatkichi sezilarli darajada past bo‘ldi.

Shu bilan bir qatorda, mevalar va yong‘oqlar bo‘yicha 2023- yilning yanvar-oktabridagi INI ko‘rsatkichi o‘tgan yillarga qaraganda baland bo‘ldi.

“OZIQ-OVQAT MAHSULOTLARI VA SPIRTSIZ ICHIMLIKLER” BO‘LIMI (I), % da


oktabr oyida o‘tgan yilning oktabriga nisbatan

Donli ekinlar va yorma mahsulotlari




2021- y. 2022- y. 2023- y.

Go‘sht mahsulotlari




2021- y. 2022- y. 2023- y.

Baliq va boshqa dengiz mahsulotlari




2021- y. 2022- y. 2023- y.

Sut, boshqa sut mahsulotlari va tuxum




2021- y. 2022- y. 2023- y.

Yog‘lar va moylar



2021- y. 2022- y. 2023- y.

Mevalar va yong‘oqlar




2021- y. 2022- y. 2023- y.

Sabzavotlar, ildizmevalilar va dukkakililar




2021- y. 2022- y. 2023- y.

Shakar, qandolat mahsulotlari va desertlar



2021- y. 2022- y. 2023- y.

Tayyor oziq-ovqat mahsulotlari



2021- y. 2022- y. 2023- y.

Spirtsiz ichimliklar



2021- y. 2022- y. 2023- y.

2023- yilning oktabrida “Donli ekinlar va yorma mahsulotlari” (**112,6** % ga **131,4** %), “Yog‘lar va moylar” (**90,0** % ga **114,6** %) va “Shakar, qandolat mahsulotlari va desertlar” (**107,3** % ga **130,6** %) guruhlarida yillik nisbatdagi INI o‘tgan yilning oktabridagi mos ko‘rsatkichdan sezilarli darajada past bo‘ldi.

I- bo‘lim guruhlarida orasida “Yog‘lar va moylar” guruhidagi o‘rtacha narxlar darajasi o‘tgan yilning oktabridagi darajadan pastligicha saqlanib qoldi.



2023- YILNING OKTABRIDA ALOHIDA TURDAGI OZIQ-OVQAT MAHSULOTLARI INI, % da

Guruch va guruch oqshog'i



Bug'doy uni



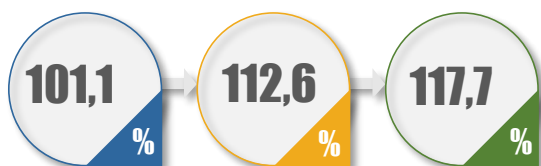
Mol go'shti (suyakli)



Qo'y go'shti



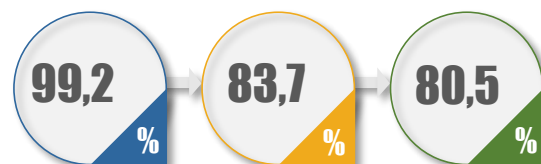
Sut (yangi sog'ilgan)



Tuxum



Kungaboqar yog'i



Shakar



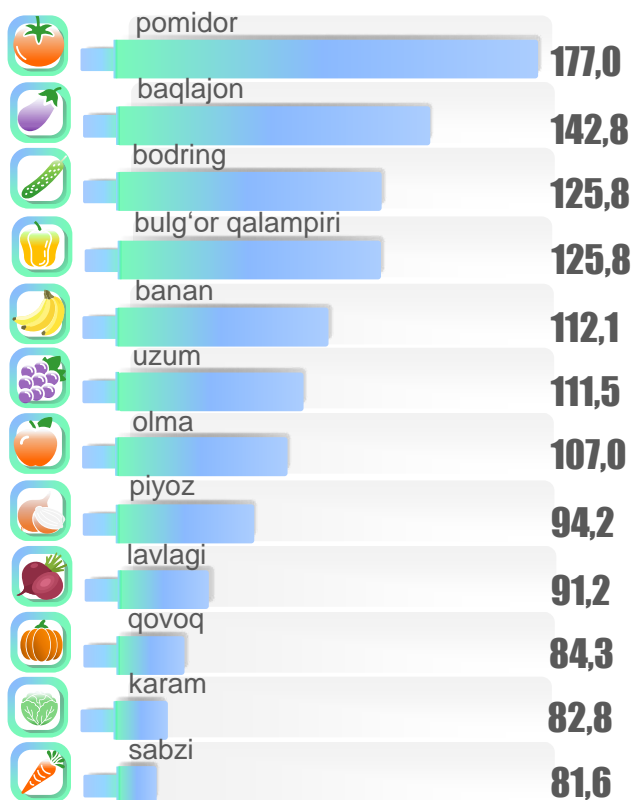
2023- yilning sentabriga nisbatan

2022- yilning dekabriga nisbatan

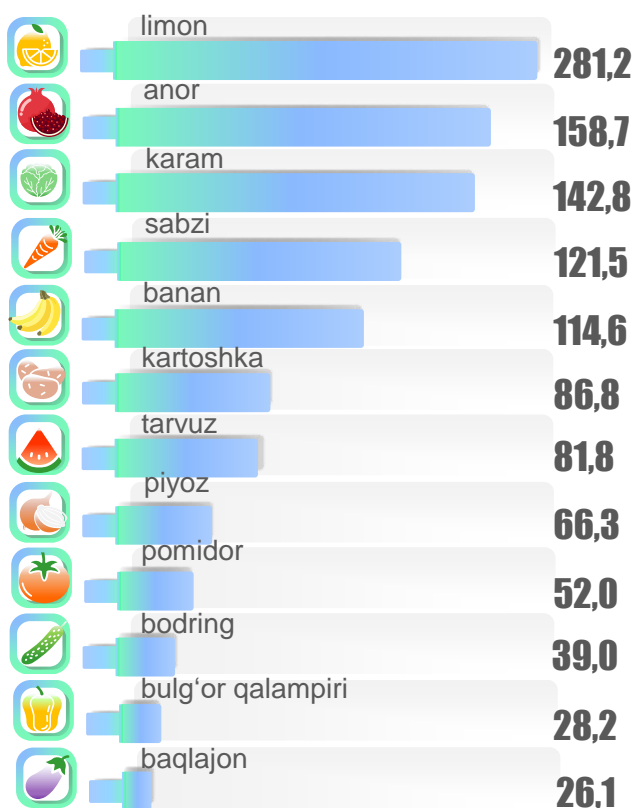
2022- yilning oktabriga nisbatan

2023- YILNING OKTABRIDA ALOHIDA TURDAGI MEVA-SABZAVOT MAHSULOTLARI INI, % da

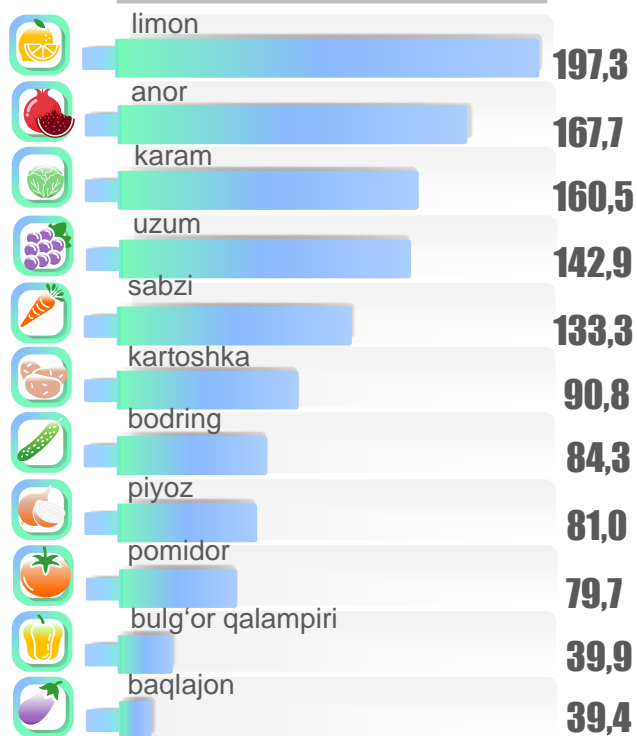
o'tgan oyga nisbatan



o'tgan yilning dekabriga nisbatan



o'tgan yilning oktabriga nisbatan



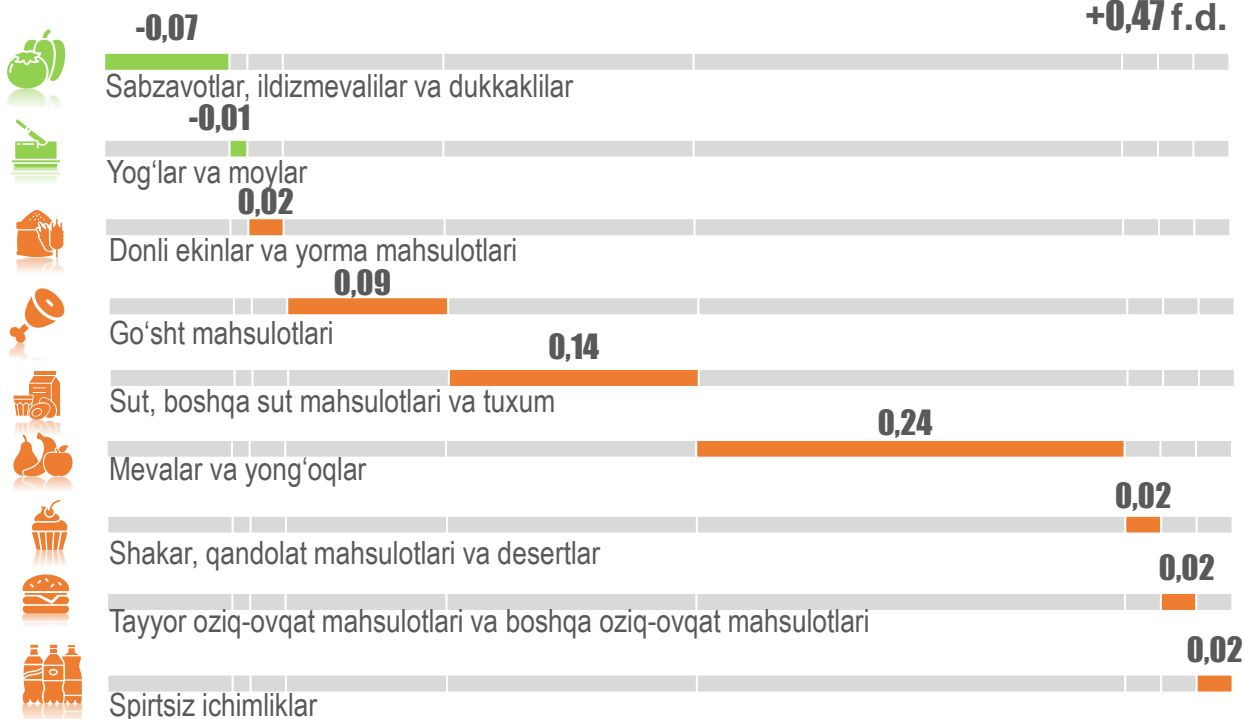
Bozorning yangi hosil bilan to'yinishi sabzi, karam, qovoq, lavlagi, piyoz kabi mahsulotlar narxlarining pasayishiga sabab bo'ldi. Shu bilan bir qatorda, pomidor, baqlajon, bodring, bulg'or qalampiri kabi sabzavotlar narxлари oshgani kuzatildi.

Baqlajon va bulg'or qalampiri joriy yil boshidan va o'tgan yilning oktabriga nisbatan narxlar pasayishi bo'yicha yetakchilikni ushlab qoldi.

2023- YIL OKTABR OYIDA OZIQ-OVQAT MAHSULOTLARI VA SPIRTLICHIMLIKLAR ASOSIY GURUHLARIDAGI NARXLAR O'ZGARISHINING YIG'MA INI O'SISH (PASAYISH) SUR'ATIGA TA'SIRI, f.d.da

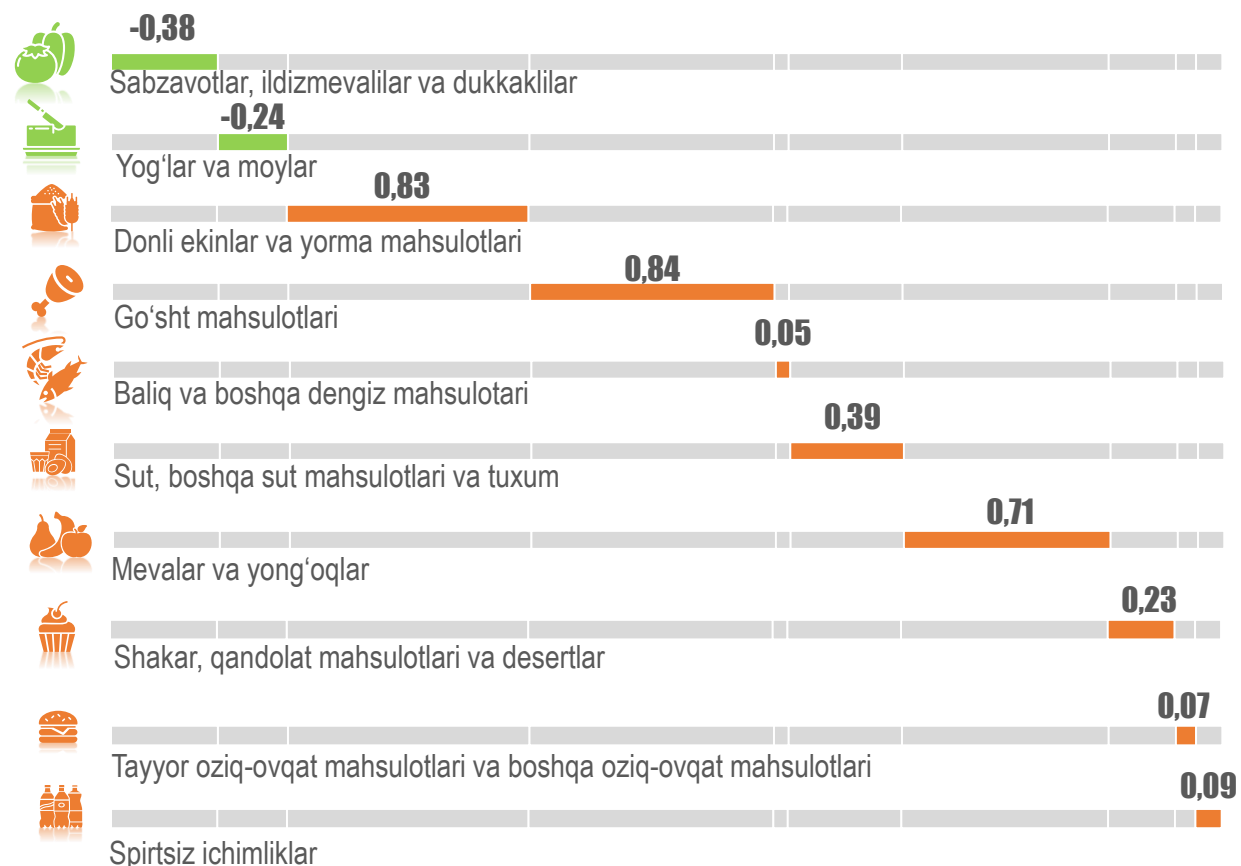
o'tgan oyga nisbatan

Yig'ma INI o'sish sur'atiga jami ta'siri
+0,47 f.d.



2022- yilning dekabriga nisbatan

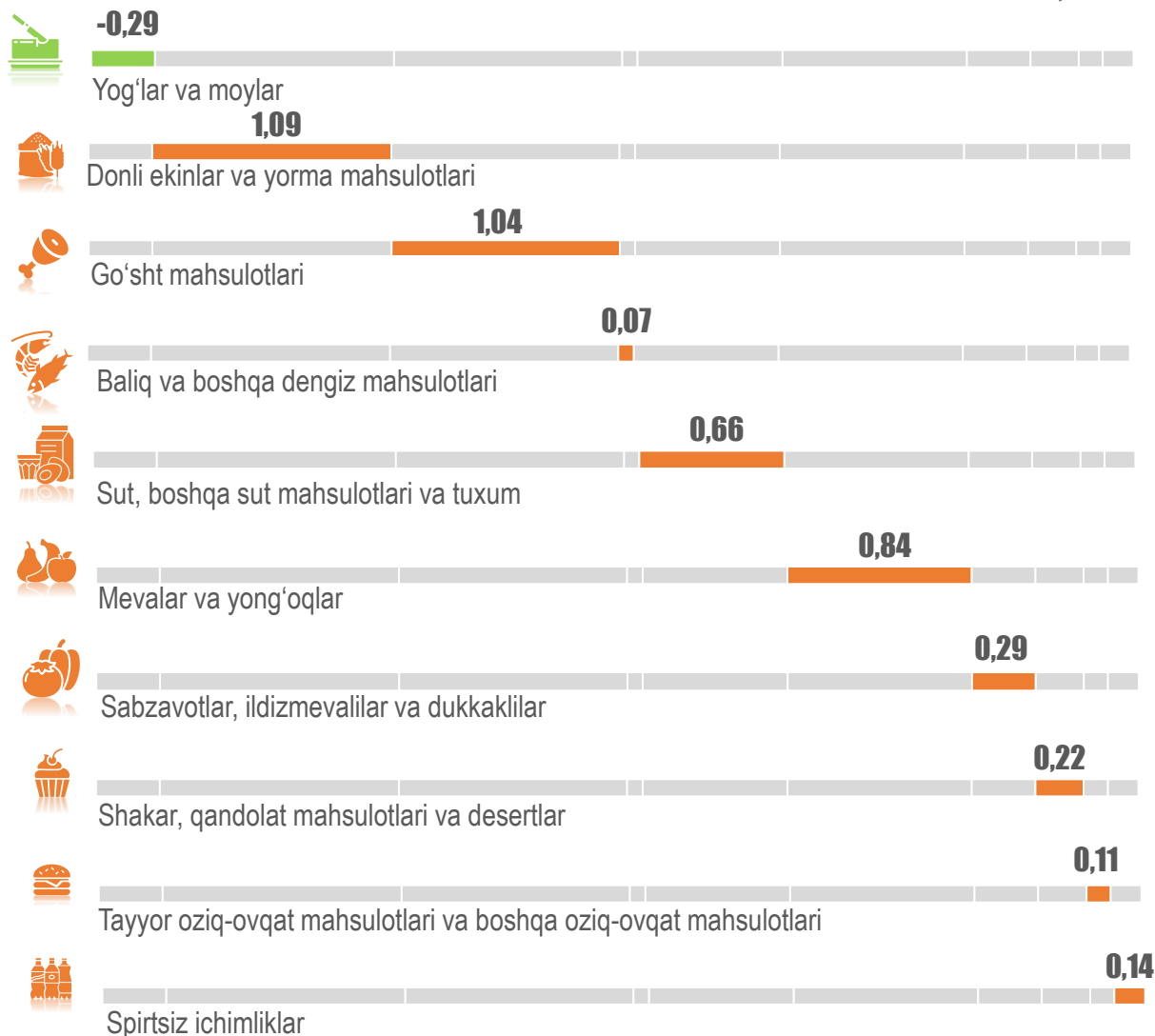
Yig'ma INI o'sish sur'atiga jami ta'siri
+2,59 f.d.



2023- YIL OKTABR OYIDA OZIQ-OVQAT MAHSULOTLARI VA SPIRTLICHIMLIKLAR ASOSIY GURUHLARIDAGI NARXLAR O'ZGARISHINING YIG'MA INI O'SISH (PASAYISH) SUR'ATIGA TA'SIRI, f.d.da

2022- yilning oktabriga nisbatan

Yig'ma INI o'sish sur'atiga jami ta'siri
+4,17 f.d.



Joriy yilning oktabr oyida sabzavotlar, ildizmevalilar va dukkaklilar, yog'lar va moylar narxlarining pasayishi qisqa muddatli INIning tutib turuvchi omil bo'ldi (jami ta'siri **-0,08 f.d.**). Mevalar va yong'oqlar narxlarining mavsumiy o'sishi yig'ma ko'rsatkichga **+0,24 f.d.** ta'sir etdi.

2023- yilning yanvar-oktabrida sabzavotlar, ildizmevalilar va dukkaklilar hamda yog'lar va moylar (**-0,62 f.d.**) guruhlarida narxlarning pasayishi INIga asosiy pasaytiruvchi ta'sir ko'rsatdi. O'sish sur'atiga yuqori ta'sir ko'rsatgan guruhlar orasida go'sht, donli ekinlar va yorma mahsulotlari, mevalar va yong'oqlar (**+2,38 f.d.**) guruhlarini alohida ko'rsatish mumkin.

Yillik nisbatdagi yig'ma INI o'sish sur'atiga donli ekinlar va yorma mahsulotlari, go'sht mahsulotlari (**+2,13 f.d.**) narx o'zgarishlari yuqori ta'sir ko'rsatgan bo'lsa, pasayishiga yog'lar va moylar (**-0,29 f.d.**) guruhi ta'sir ko'rsatdi.

“SPIRTLII ICHIMLIKLAR, TAMAKI MAHSULOTLARI” BO‘LIMI (II), % da

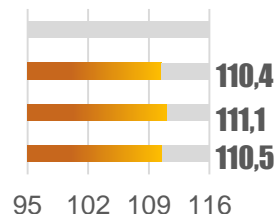
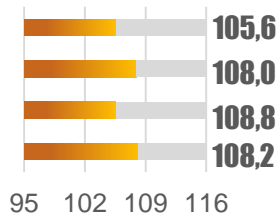
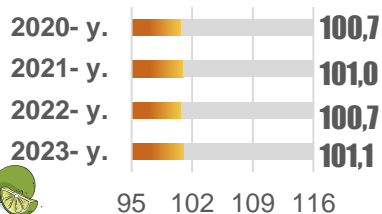
oktabr

o‘tgan oyga nisbatan

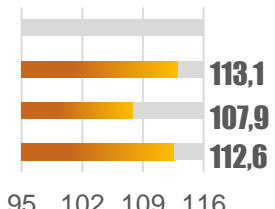
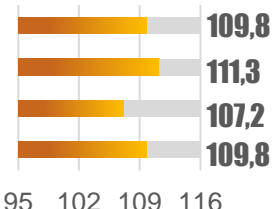
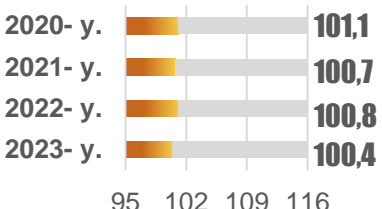
o‘tgan yilning dekabriga nisbatan

o‘tgan yilning oktabriga nisbatan*

SPIRTLII ICHIMLIKLAR



TAMAKI MAHSULOTLARI



Asosiy turlar bo‘yicha 2023- yilning oktabridagi INI, % da

2023- yilning sentabriga nisbatan

2022- yilning dekabriga nisbatan

2022- yilning oktabriga nisbatan



Vino



Aroq



Konyak



Pivo



Sigaret



Boshqa tamaki mahsulotlari



Joriy yilning oktabr oyida “Spirтли ichimliklar va tamaki mahsulotlari” (II) bo‘limida qisqa muddatli INI tebranishlari **100,3 %** dan (sigaretlar) **101,3 %** gacha (aroq) chegarada joylashdi.

Xomashyo narxlarining oshishi va oqibatda mahalliy ishlab chiqaruvchilar tomonidan ishlab chiqariladigan mahsulotlar narxlarining ko‘tarilishi II bo‘lim tovarlari iste‘mol narxlarining oshishida aks etdi. Umuman olganda, o‘n oy davomida spirтли ichimliklar va tamaki mahsulotlari INI **106,6 %** dan (vino) **110,5 %** gacha (sigaret) diapazonda joylashdi.

“KIYIM VA POYABZAL” BO‘LIMI (III), % da

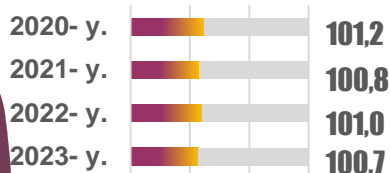
oktabr

o‘tgan oyga nisbatan

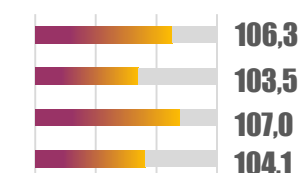
o‘tgan yilning dekabriga nisbatan

o‘tgan yilning oktabriga nisbatan

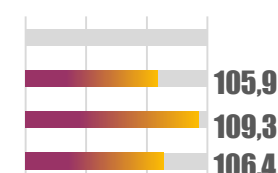
KIYIMLAR



95,0 100,0 105,0 110,0

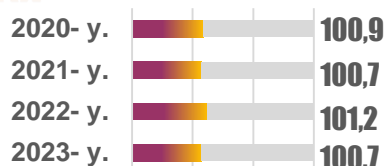


95,0 100,0 105,0 110,0

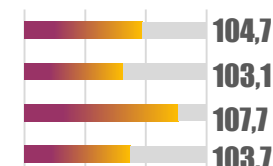


95 100 105 110

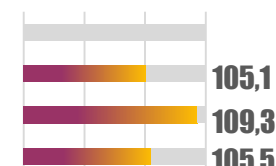
POYABZAL



95 100 105 110



95 100 105 110



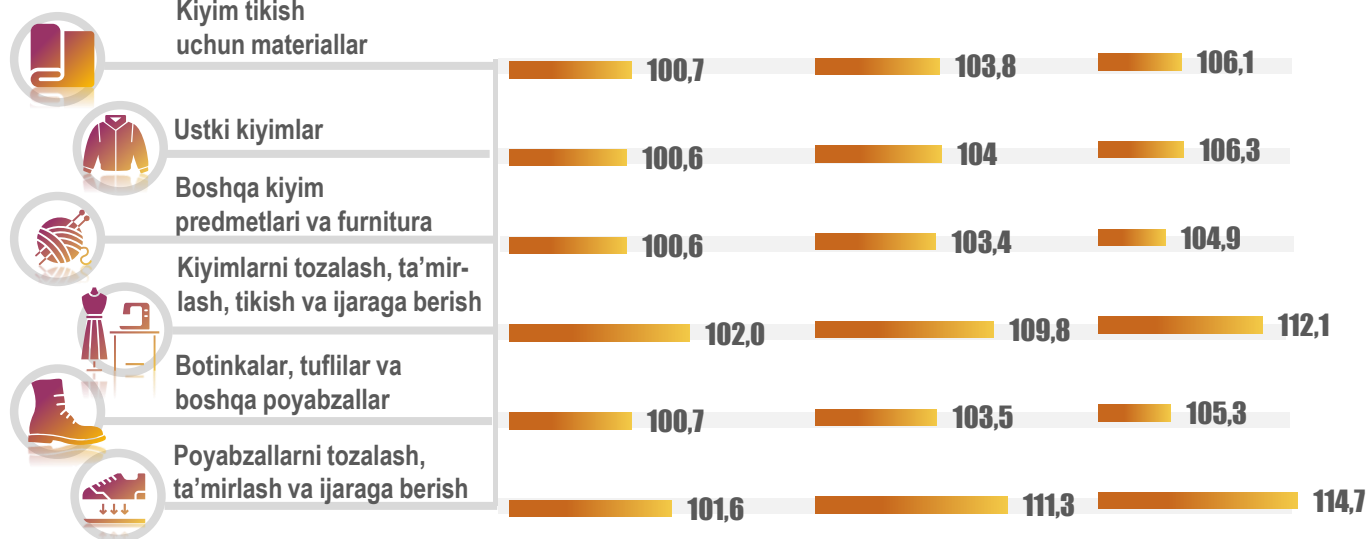
95 100 105 110

Asosiy turlar bo‘yicha 2023- yilning oktabridagi INI, % da

2023- yilning sentabriga nisbatan

2022- yilning dekabriga nisbatan

2022- yilning oktabriga nisbatan



Joriy yilning oktabrida “Kiyim va poyabzal” (III) bo‘limida INI tebranishlari **99,8 %** dan (erkaklar uchun futbolkalar) **106,3 %** gacha (kimyoviy tozalash) atrofida joylashdi. Narxlarning tebranishi bir qator omillar orasida alohida turdagi kiyimlar va poyabzallarga mavsumiy talabning o‘zgarishi hamda ayrim turdagi xizmatlar (masalan, kimyoviy tozalash xizmatlari va b.) iste‘molining ortishi bilan izohlanadi.

“TURAR JOY XIZMATLARI, SUV, ELEKTR, GAZ VA BOSHQA YONILG‘I TURLARI” BO‘LIMI (IV), % da

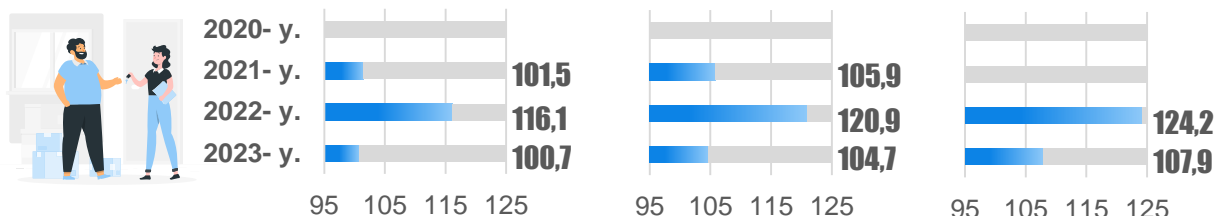
oktabr

o‘tgan oyga nisbatan

o‘tgan yilning dekabriga nisbatan

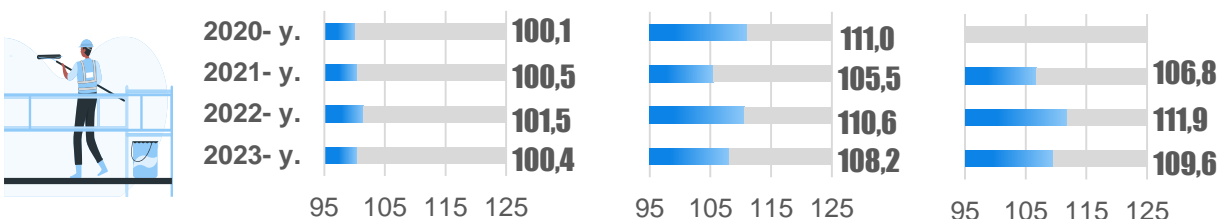
o‘tgan yilning oktabriga nisbatan

TURAR JOY UCHUN AMALDAGI IJARA HAQI*

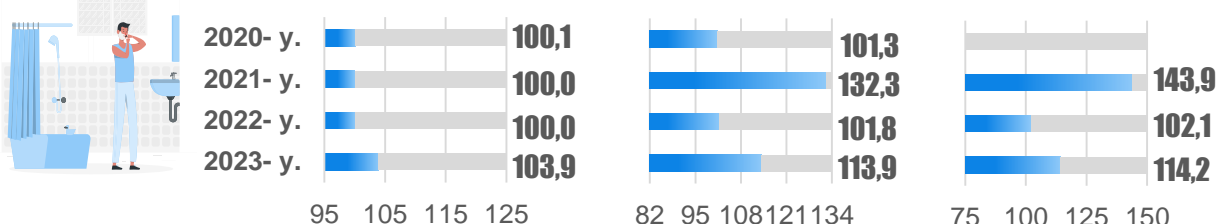


*) kuzatuvga 2021- yilda kiritilgan

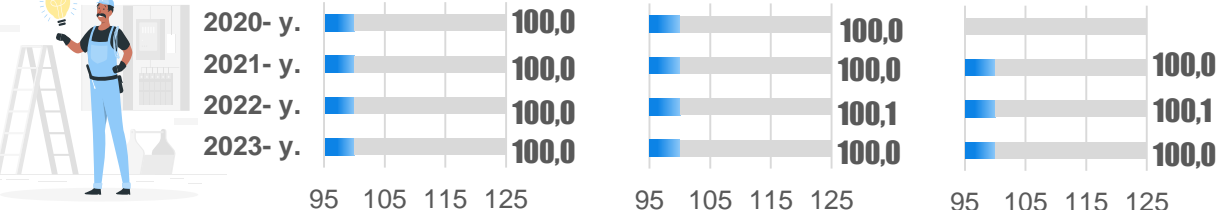
TURAR JOYLARGA XIZMAT KO‘RSATISH, TA‘MIRLASH VA QO‘RIQLASH



SUV TA‘MINOTI VA TURAR JOYLARNI SAQLAB TURISH BILAN BOG‘LIQ BOSHQA XIZMATLAR



ELEKTR, GAZ VA YONILG‘INING BOSHQA TURLARI



Joriy yilning oktabrida mahalliy hokimiyat organining qarori bilan Andijon viloyatida sovuq suv yetkazib berish va kanalizatsiya xizmatlari tariflari oshirildi (o‘rtacha **93,8 %** ga). Mazkur hududning ushbu xizmat iste‘moli bo‘yicha aholi jami xarajatlaridagi ulushini hisobga olgan holda, sovuq suv va kanalizatsiya xizmatlarining INI oy davomida respublika bo‘yicha o‘rtacha **107,8 %** ni tashkil etdi.

Turar joylarga xizmat ko‘rsatish, ta‘mirlash uchun asosiy turdagi materiallar bo‘yicha qisqa muddatli INI tebranishlari diapazoni joriy yilning oktabrida **99,5 %** dan (sement) **100,9 %** gacha (metall quvurlar, sgon va muftatlar) chegarada joylashdi.

“UY-RO‘ZG‘OR ASBOBLARI, MAISHIY TEXNIKA VA TURAR JOYLARGA KUNDALIK XIZMAT KO‘RSATISH” BO‘LIMI (V), % da

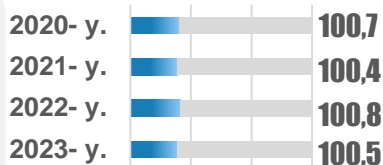

oktabr

o‘tgan oyga nisbatan

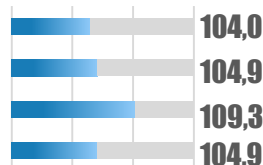
o‘tgan yilning dekabriga nisbatan

o‘tgan yilning oktabriga nisbatan

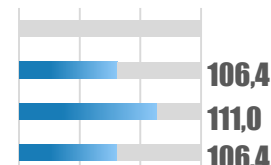
MEBEL VA UY-RO‘ZG‘OR ASBOBLARI



95 102 109 116

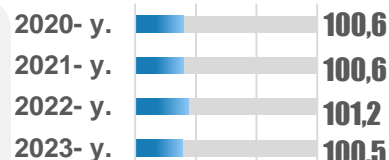


95 102 109 116

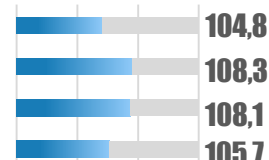


95 102 109 116

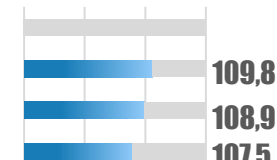
MAISHIY USKUNALAR



95 102 109 116

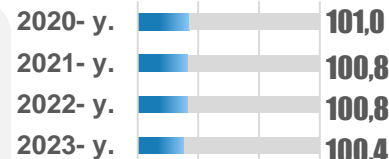


95 102 109 116

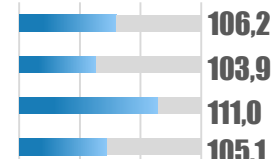


95 102 109 116

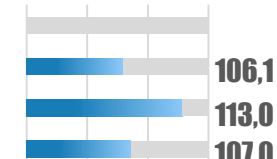
UY XO‘JALIKLARIDA ISHLATILADIGAN TO‘QIMACHILIK MAHSULOTLARI



95 102 109 116

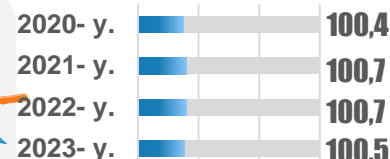


95 102 109 116

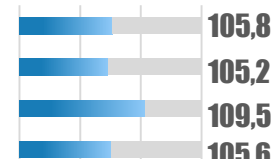


95 102 109 116

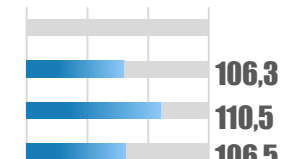
KUNDALIK TURMUSHDA VA BOG‘DORCHILIKDA ISHLATILADIGAN ASBOBLAR VA MOSLAMALAR



95 102 109 116

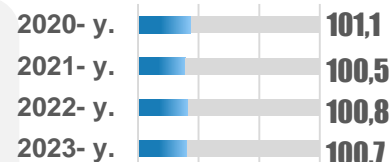


95 102 109 116

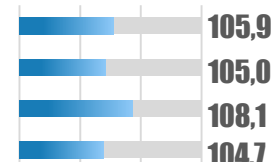


95 102 109 116

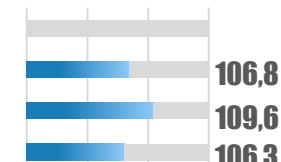
SHISHA IDISHLAR, OVQATLANISH UCHUN ASBOBLAR VA UY-RO‘ZG‘OR ANJOMLARI



95 102 109 116

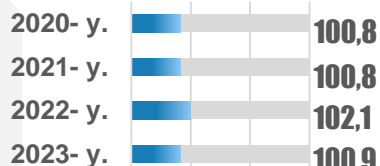



95 102 109 116

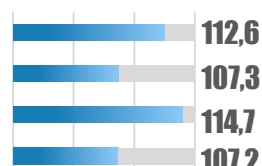


95 102 109 116

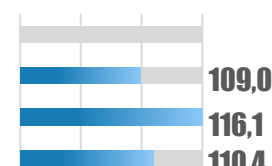
UY XO‘JALIGINI YURITISH BILAN BOG‘LIQ HOLDA ISHLATILUVCHI TOVARLAR VA XIZMATLAR



95 102 109 116



95 102 109 116



95 102 109 116

“SOG‘LIQNI SAQLASH” BO‘LIMI (VI), % da

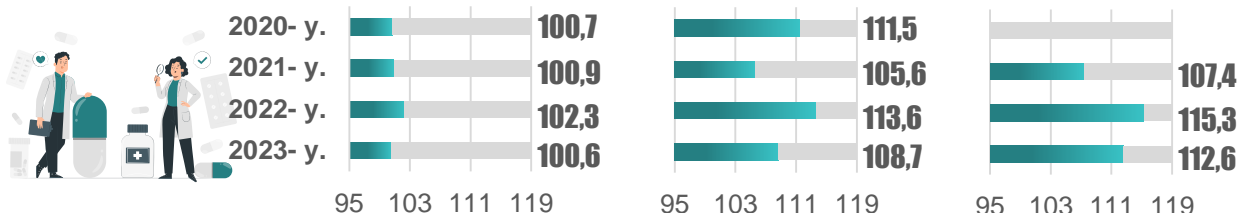
oktabr

o‘tgan oyga nisbatan

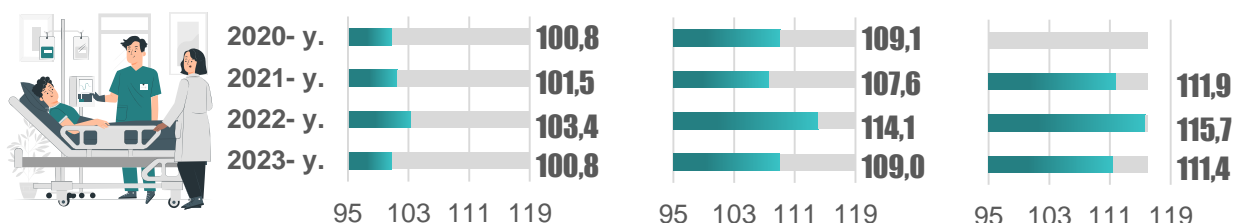
o‘tgan yilning dekabriga nisbatan

o‘tgan yilning oktabriga nisbatan

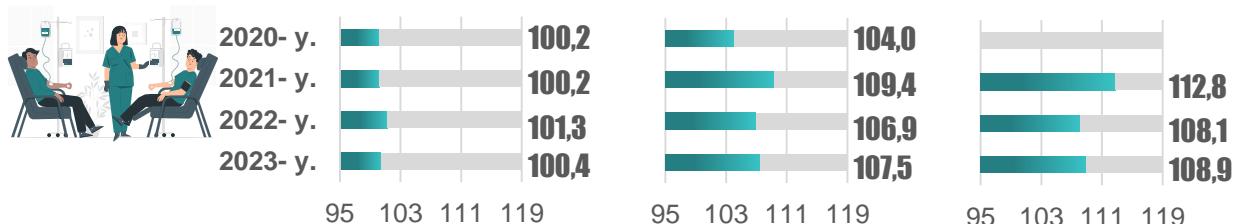
DORI VOSITALARI VA TIBBIYOT MAHSULOTLARI



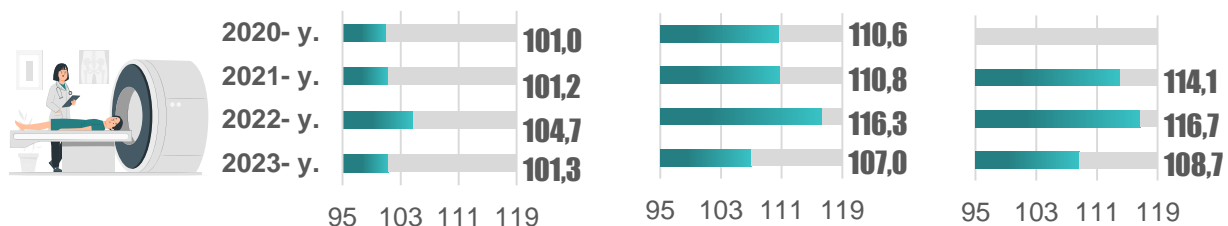
AMBULATORIYADA DAVOLASH BO‘YICHA XIZMATLAR



STATSIONARDA DAVOLASH BO‘YICHA XIZMATLAR



SOG‘LIQNI SAQLASH SOHASIDAGI BOSHQA XIZMATLAR



“Sog‘liqni saqlash” (VI) bo‘limiga kiruvchi tovarlar bo‘yicha joriy yilning oktabr oyidagi qisqa muddatli INI tebranishlari diapazoni **100,3 %** dan (vitaminlar) **101,4 %** gacha (bog‘lash uchun materiallar, ko‘z uchun yordamchi vositalar, tibbiy diagnostika mahsulotlari va antigistamin dorilar) oraliqda joylashdi.

“TRANSPORT” (VII) bo‘limi, % da

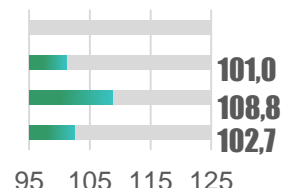
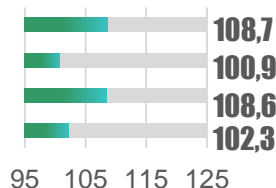
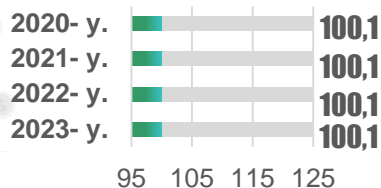
oktabr

o‘tgan oyga nisbatan

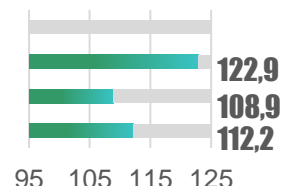
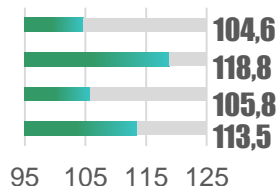
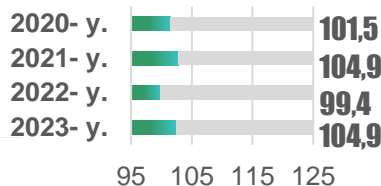

o‘tgan yilning dekabriga nisbatan

o‘tgan yilning oktabriga nisbatan

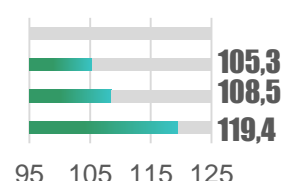
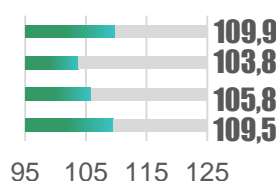
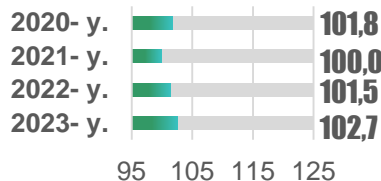
TRANSPORT VOSITALARINI SOTIB OLISH



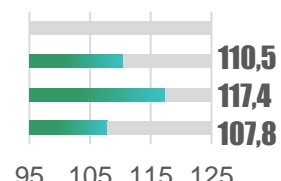
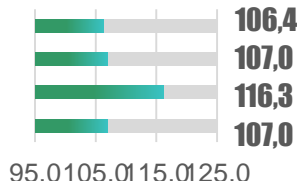
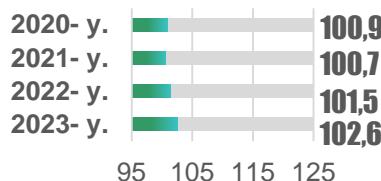
SHAKSIY TRANSPORT VOSITALARIDAN FOYDALANISH



YO‘LOVCHI TASHISH TRANSPORTI XIZMATLARI



TOVARLARNI TASHISH BO‘YICHA XIZMATLAR

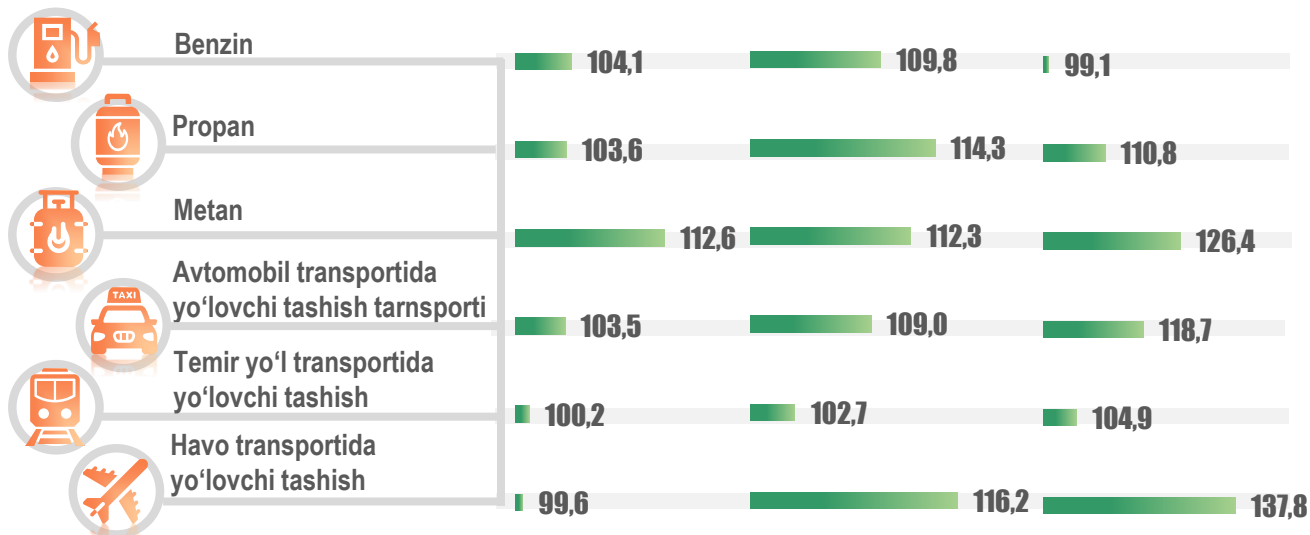


Asosiy turlar bo‘yicha 2023- yilning oktabridagi INI, % da

2023- yilning sentabriga nisbatan

2022- yilning dekabriga nisbatan

2022- yilning oktabriga nisbatan



“AXBOROT VA ALOQA” BO‘LIMI (VIII), % da

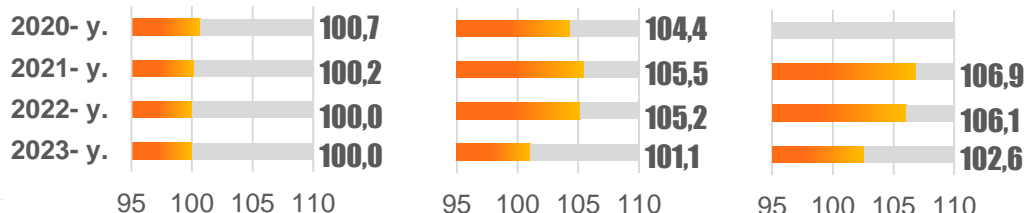
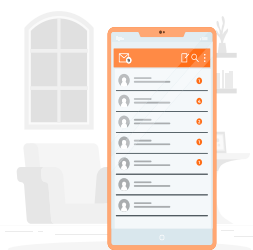
oktabr

o‘tgan oyga nisbatan

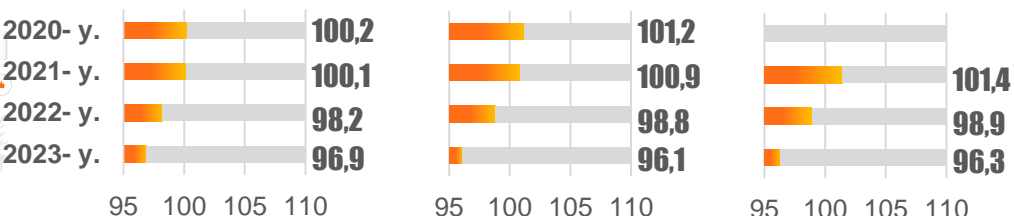

o‘tgan yilning dekabriga nisbatan

o‘tgan yilning oktabriga nisbatan

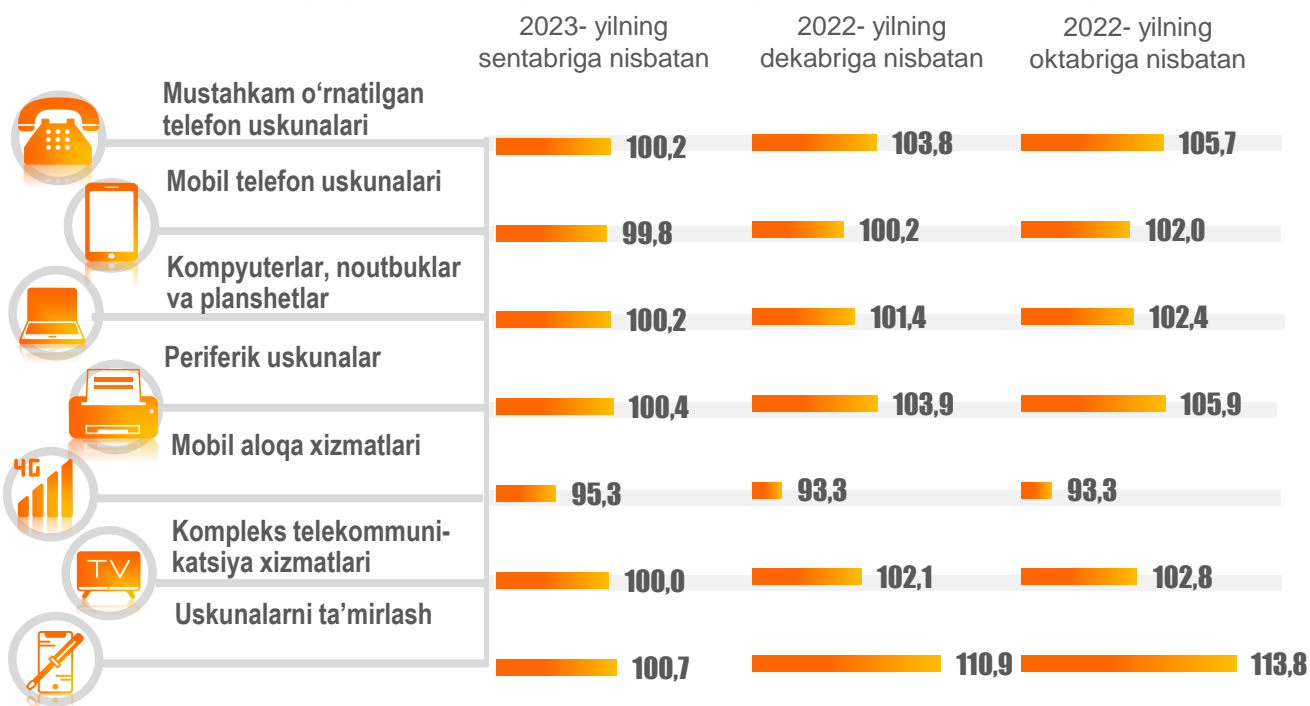
AXBOROT VA KOMMUNIKATSIYA USKUNALARI



AXBOROT VA ALOQA SOHASIDAGI XIZMATLAR



Asosiy turlar bo‘yicha 2023- yilning oktabridagi INI, % da



Axborotlashtirish sohasidagi xizmatlar INI 2023- yilning oktabrida 100,0 % dan past darajada qayd etilib, kuzatiladigan qator tarif rejalarida tarifni shakllantiruvchi xususiyatlarning qayta ko‘rib chiqilishi natijasida ko‘rsatiladigan xizmatlar bir birligi qiymatining pasayganligi bilan izohlanadi. Shu bilan birga, mobil aloqa xizmatlari bo‘yicha INI oy davomida respublika bo‘yicha o‘rtacha **95,3 %** ni tashkil etdi.

“DAM OLISH, SPORT VA MADANIYAT” BO‘LIMI (IX), % da

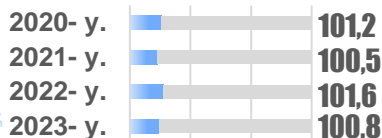
oktabr

o‘tgan oyga nisbatan

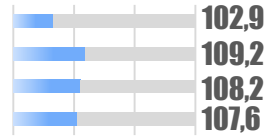
o‘tgan yilning dekabriga nisbatan

o‘tgan yilning oktabriga nisbatan

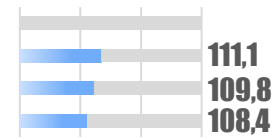
DAM OLISHNI TASHKIL ETISH BO‘YICHA XIZMATLAR



95 107 119 131

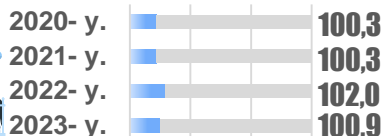


95 107 119 131

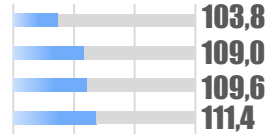


95 107 119 131

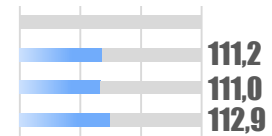
MADANIY TADBIRLARNI TASHKIL ETISH BO‘YICHA XIZMATLAR



95 107 119 131

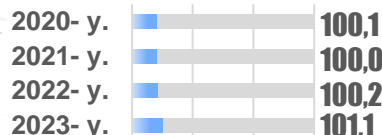


95 107 119 131

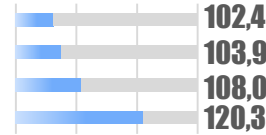


95 107 119 131

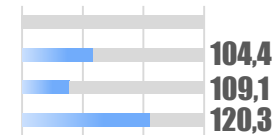
KOMPLEKS DAM OLISHNI TASHKIL ETISH



95 107 119 131

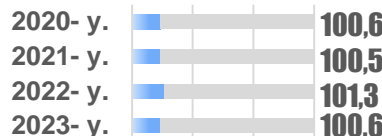


95 107 119 131

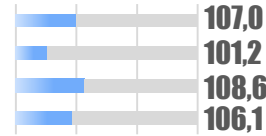


95 107 119 131

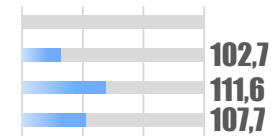
BOG‘DORCHILIK MAHSULOTLARI, UY HAYVONLARI



95 107 119 131

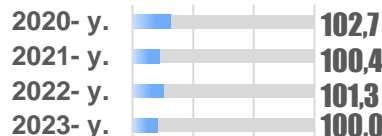


95 107 119 131

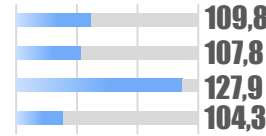


95 107 119 131

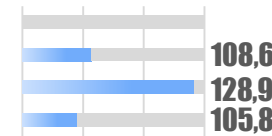
GAZETALAR, KITOBLAR VA KANSELYARIYA TOVARLARI



95 107 119 131

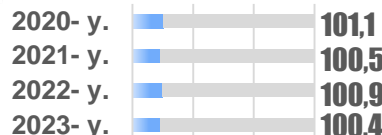


95 107 119 131

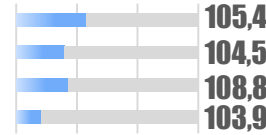


95 107 119 131

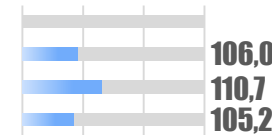
DAM OLISH UCHUN BOSHQA TOVARLAR



95 107 119 131



95 107 119 131



95 107 119 131

2023- yilning oktabr oyi davomida **0,3-0,8 %** ga narxlarning pasayishi ayrim turdagi qog‘oz mahsulotlarida qayd etildi.

INI yuqori ko‘rsatkichi hayvonot bog‘lari xizmatlarida (**110,0 %**) qayd etilib, bu Qashqadaryo viloyatida hayvonot bog‘iga kirish uchun chipta narxlarining oshishi bilan bog‘liq.

“TA’LIM SOHASIDAGI XIZMATLAR ” BO‘LIMI (X), % da

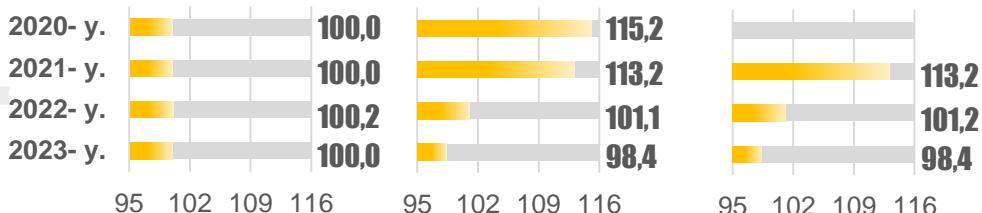
oktabr

o‘tgan oyga nisbatan

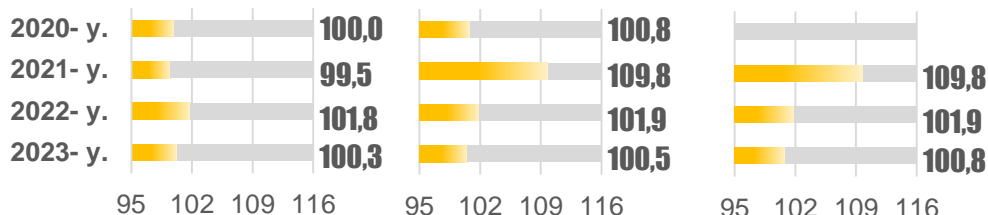
o‘tgan yilning dekabriga nisbatan

o‘tgan yilning oktabriga nisbatan

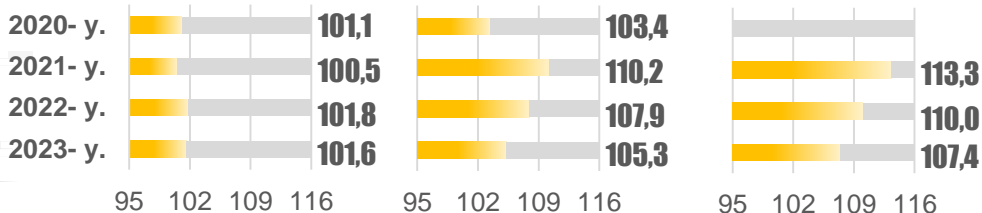
MAKTABGACHA VA BOSHLANG‘ICH TA’LIM



OLIY TA’LIM



BOSQICHLARGA BO‘LINMAGAN TA’LIM

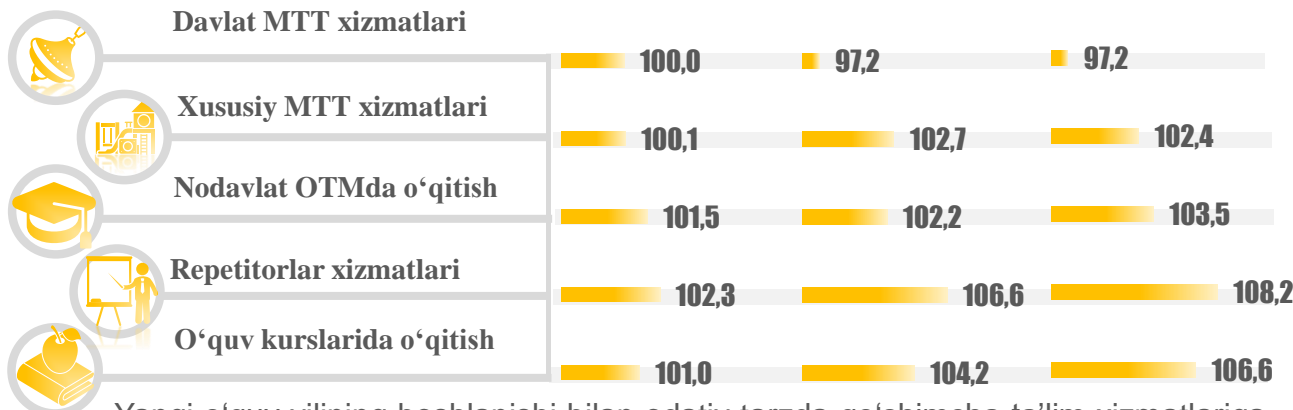


Asosiy turlar bo‘yicha 2023- yilning oktabridagi INI, % da

2023- yilning sentabriga nisbatan

2022- yilning dekabriga nisbatan

2022- yilning oktabriga nisbatan



Yangi o‘quv yilining boshlanishi bilan odatiy tarzda qo‘shimcha ta’lim xizmatlariga bo‘lgan talabning ortishi va natijada ushbu xizmatlar narxlarining oshishi kuzatiladi. Shunday qilib, repetitorlar xizmatlari INI oy davomida 102,3 % ga, o‘quv kurslari bo‘yicha 101,0 % ga yetdi. Xususiy OTMda o‘qitish uchun to‘lov qiymati respublika bo‘yicha o‘rtacha 1,5 % ga o‘sgan bo‘lsa, davlat OTMda ushbu ko‘rsatkich o‘tgan oy darajasida saqlanib qoldi.

“RESTORANLAR VA MEHMONXONALAR XIZMATLARI” BO‘LIMI (XI), % da

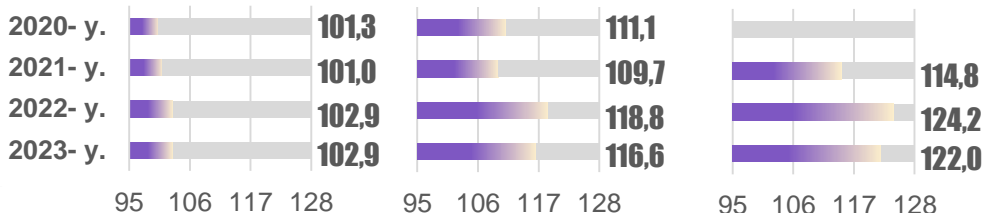

oktabr

o‘tgan oyga nisbatan

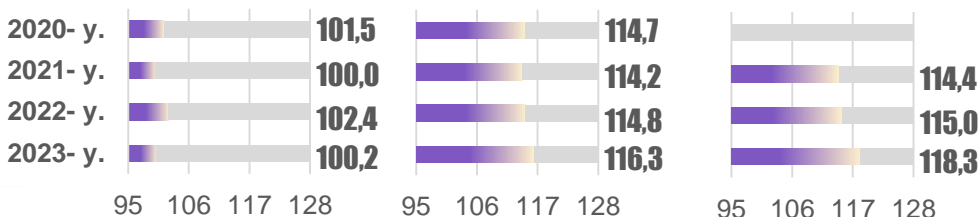
o‘tgan yilning dekabriga nisbatan

o‘tgan yilning oktabriga nisbatan

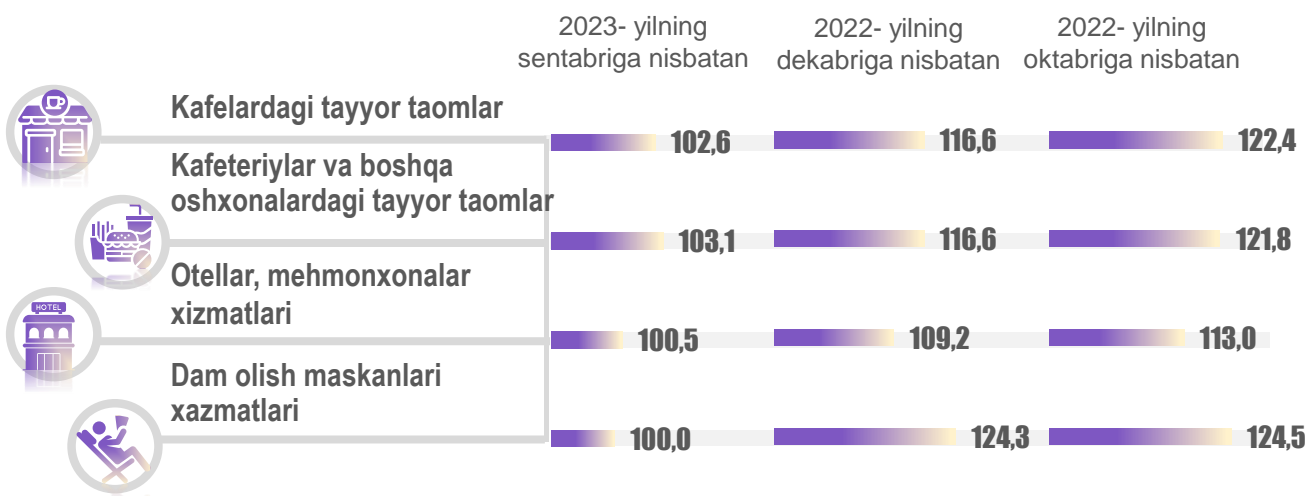
OZIQ-OVQAT MAHSULOTLARI VA ICHIMLIKLARNI YETKAZIB BERISH BO‘YICHA XIZMATLAR



MEHMONXONALAR XIZMATLARI



Asosiy turlar bo‘yicha 2023- yilning oktabridagi INI, % da



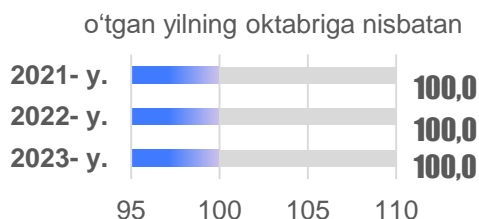
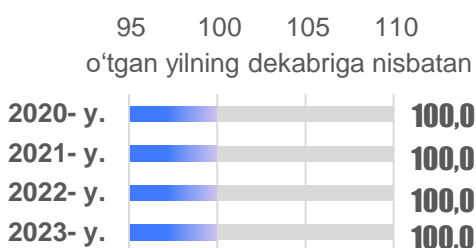
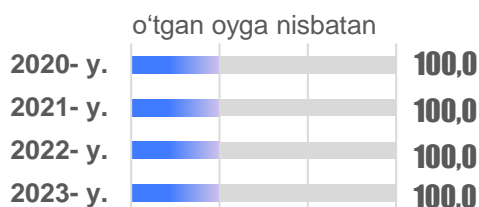
Joriy yilning oktabrida kafelardagi tayyor taomlar narxlari respublikaning barcha hududlarida **0,5-3,9 %** chegarasida, oshxonalaridagi taomlar **1,1-4,6 %** chegarasida, tez pishar taomlar tayyorlanadigan oshxonalarda **0,7-4,9 %** oralig‘ida oshdi.

Mehmonxonalar xizmati narxlari bo‘yicha respublikaning ikkita hududida (Jizzax viloyati va Toshkent shahrida) narxlar oshgan bo‘lsa, dam olish markazlari xizmati narxlari joriy yilning sentabr oyidagi darajada saqlanib qoldi.

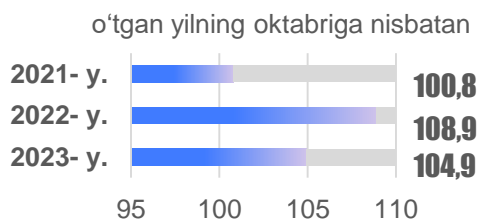
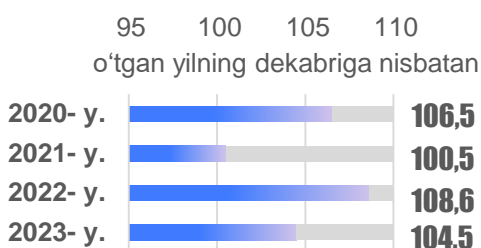
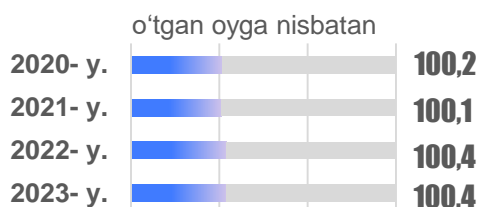
“SUG‘URTALASH VA MOLIVAVIY XIZMATLAR” BO‘LIMI (XII), % da

oktabr

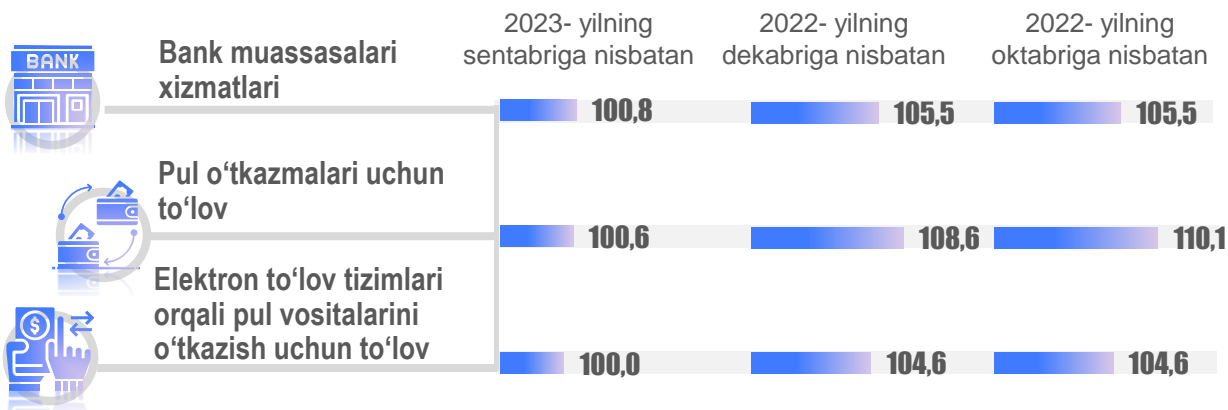
SUG‘URTA



MOLIVAVIY XIZMATLAR



Asosiy turlar bo‘yicha 2023- yilning oktabridagi INI, % da



2020- yildan boshlab kuzatilayotgan sug‘urta xizmatlari bozorida holat narxlar barqarorligini saqlab qoldi.

Moliyaviy xizmatlar orasida joriy yilning oktabr oyida bank muassasalari xizmatlari (**100,8 %**) hamda banklar orqali pul o‘tkazmalari xizmatlari (**100,6 %**) narxlarida past darajadagi o‘shish kuzatildi.

“MAISHIY TOVARLAR VA XIZMATLAR, IJTIMOIIY HIMOYA VA TURLI TOVARLAR VA XIZMATLAR” BO‘LIMI (XIII), % da

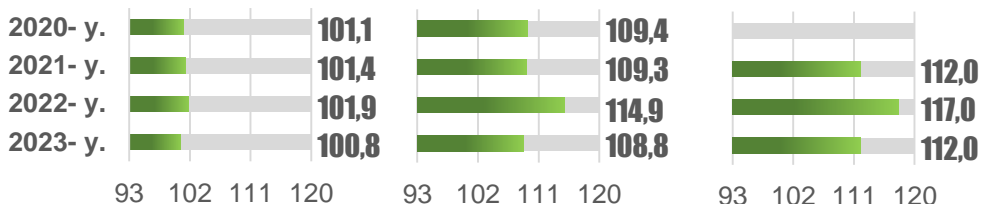
oktabr

o‘tgan oyga nisbatan

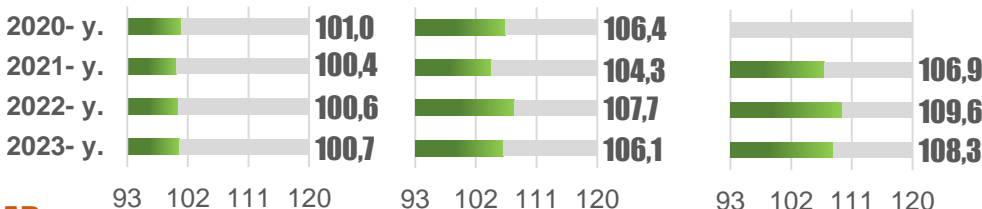
o‘tgan yilning dekabriga nisbatan

o‘tgan yilning oktabriga nisbatan

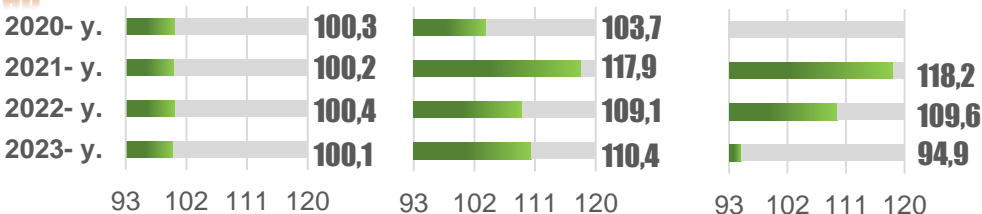
MAISHIY TOVARLAR VA XIZMATLAR



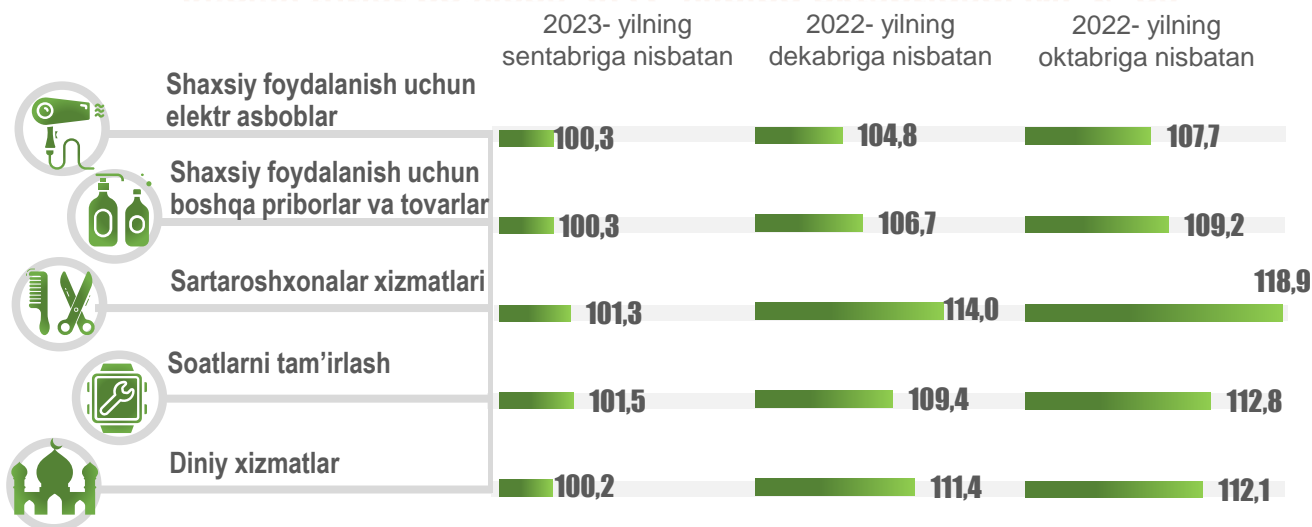
SHAXSIY FOYDALANISH UCHUN BOSHQA PREDMETLAR



BOSHQA XIZMATLAR



Asosiy turlar bo‘yicha 2023- yilning oktabridagi INI, % da



Joriy yil oktabrida “Shaxsiy foydalanish uchun boshqa priborlar, buyumlar va tovarlar” guruhiga kiruvchi tovarlarning qisqa muddatli INI ko‘rsatkichi **100,9 %** dan oshmadi.

Boshqa xizmatlar orasida joriy yilning oktabrida narx oshishi ikkita hududdagi diniy xizmatlarda kuzatilib, ushbu xizmat narxlari respublika bo‘yicha o‘rtacha **0,2 %** ga, shu jumladan, Qoraqalpog‘iston Respublikasida **1,8 %** ga, Xorazm viloyatida **1,2 %** ga o‘tdi.

Yig‘ma ko‘rsatkich o‘zgarishiga har bir pozitsiyaning (bo‘lim, guruh, muayyan tovar yoki xizmat) ta’sir ulushi va hissasi pozitsiyalarning narxlar o‘zgarishlari va aholi xarajatlari tarkibidagi salmoq vaznlarini hisobga olgan holda aniqlanadi.

Narx indeksi salmog‘i – narx indeksining shakllanishida qatnashuvchi o‘lcham bo‘lib, ular yordamida:

- kuzatilayotgan hodisalarning umumiy yig‘indisidagi har bir aniq tarkibiy qismning mazmuni ifodalanadi;
- avvaldan o‘zaro solishtirib bo‘lmaydigan birlamchi tarkibiy qismlar taqqoslanadigan shaklga keltiriladi;
- qo‘llanilayotgan tasniflagichning barcha bosqichlari bo‘yicha o‘zaro solishtirilishi mumkin bo‘lgan tarkibiy qismlar ketma-ketligi umumlashtiriladi va o‘rganilayotgan hodisa bo‘yicha narx o‘zgarishining umumiy mohiyati aniqlanadi.

Oylik yig‘ma INI o‘zgarishiga ta’siri, f.d.

+1,04



Oziq-ovqat mahsulotlari va spirtsiz ichimliklar narx o‘zgarishlarining 2023- yil oktabridagi qisqa muddatli yig‘ma ko‘rsatkich o‘shish sur‘atiga ta’siri yuqori bo‘ldi. Ularning hissasiga umumiy ta’sir darajasining **45%** dan ortig‘i to‘g‘ri keldi.

“Axborot va aloqa” bo‘limida narxlar pasayishi (**-0,06 f.d.**) tutib turuvchi omil bo‘ldi.

2023- yilning yanvar-oktabridagi yig‘ma INI o‘zgarishiga ta‘siri, f.d.

+6,23



2022- yilning dekabriga nisbatan yig‘ma INI o‘shish sur‘atining salkam **40 %** idan ortig‘i oziq-ovqat mahsulotlari va spirtsiz ichimliklar narx o‘zgarishlari bilan ta‘minlandi. Ularning ta‘siri **6,23** f.d. umumiy o‘shish sur‘atida **2,59** f.d. ni tashkil etadi.

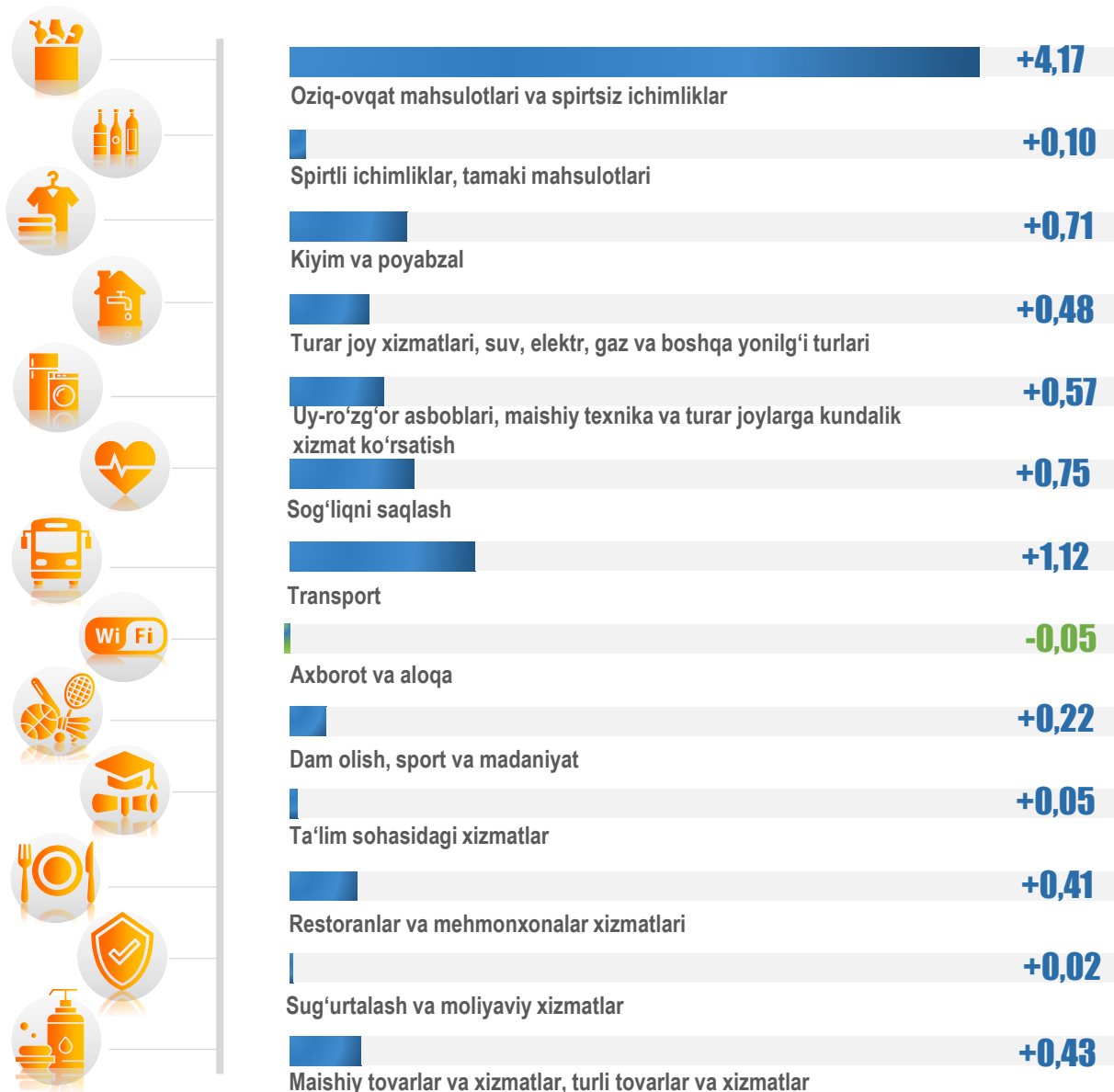
“Transport” va “Sog‘liqni saqlash” bo‘limlaridagi narx o‘zga-

rishlari ham salmoqli ta‘sir ko‘rsatdi. Ushbu bo‘limlar 2022- yil dekabriga nisbatan yig‘ma INI jami **1,41** f.d. o‘shish sur‘atini yoki umumiy ta‘sir darajasining **22,6 %** ini ta‘minladi.

“Axborot va aloqa” bo‘limida narxlarning pasayishi tutib turuvchi omil bo‘ldi va buning ta‘sirida yig‘ma INI **0,07** f.d. pasaydi.

2023- yil oktabrdagi yillik yig‘ma INI o‘zgarishiga ta’siri, f.d.

+8,98



2022- yilning oktabriga nisbatan yig‘ma INI umumiy o‘shish sur‘atining **46,4 %** i oziq-ovqat mahsulotlari va spirtsiz ichimliklar narx o‘zgarishlari bilan bog‘liq. Ularning ta’siri **4,17 f.d.** ni tashkil etdi.

Transport sohasida narxlar oshishining umumiy ta’sir darajasidagi ulushi **12,5 %** ni,

sog‘liqni saqlash sohasida **8,4 %** ni tashkil etdi.

Joriy yilning yanvar-oktabridagi holat kabi aloqa xizmatlari narxlarining pasayishi yillik INI tutib turuvchi omil bo‘lib xizmat qildi va ko‘rsatkich pasayishida **0,05 f.d.** aks etdi.

