



**O‘ZBEKISTON RESPUBLIKASI
PREZIDENTI HUZURIDAGI
STATISTIKA AGENTLIGI**



**2023- YILNING
YANVAR-IYUN OYLARIDA
O‘ZBEKISTON RESPUBLIKASIDA
YALPI HUDUDIY MAHSULOTNI
ISHLAB CHIQRISH**

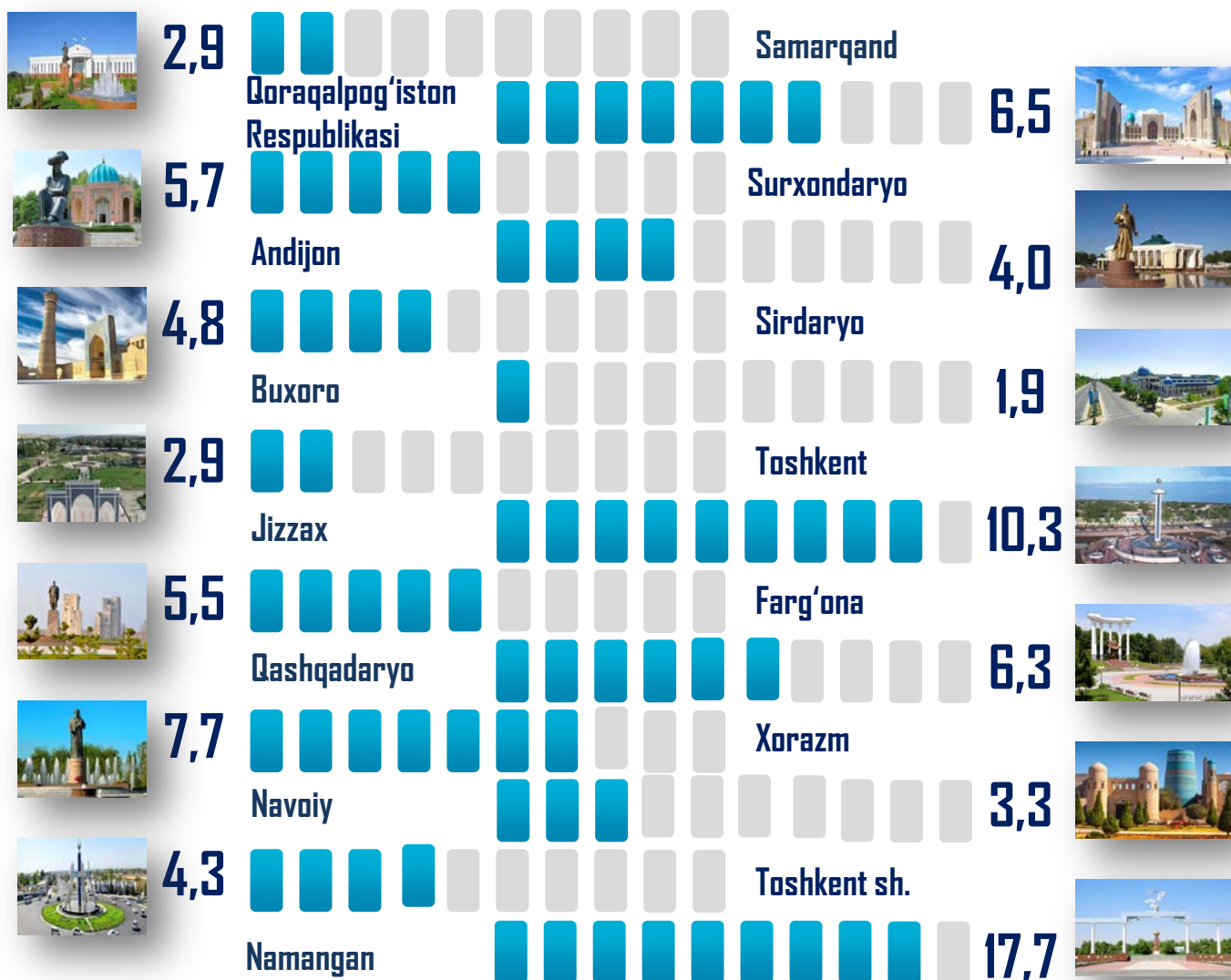


TOSHKENT-2023

Statistika dasturiga muvofiq, O‘zbekiston Respublikasi Prezidenti huzuridagi Statistika agentligi tomonidan 2023- yilning yanvar-iyun oylari uchun Qoraqalpog‘iston Respublikasi, viloyatlar va Toshkent shahri bo‘yicha yalpi hududiy mahsulotni dastlabki baholash ishlari amalga oshirildi.

i *Yalpi hududiy mahsulot (YAHM) milliy hisoblar tizimining asosiy ko‘rsatkichi bo‘lib, muayyan davrda mintaqaning iqtisodiy hududida joylashgan rezident - institusional birliklar ishlab chiqarish faoliyatining yakuniy natijasini ifodalaydi.*

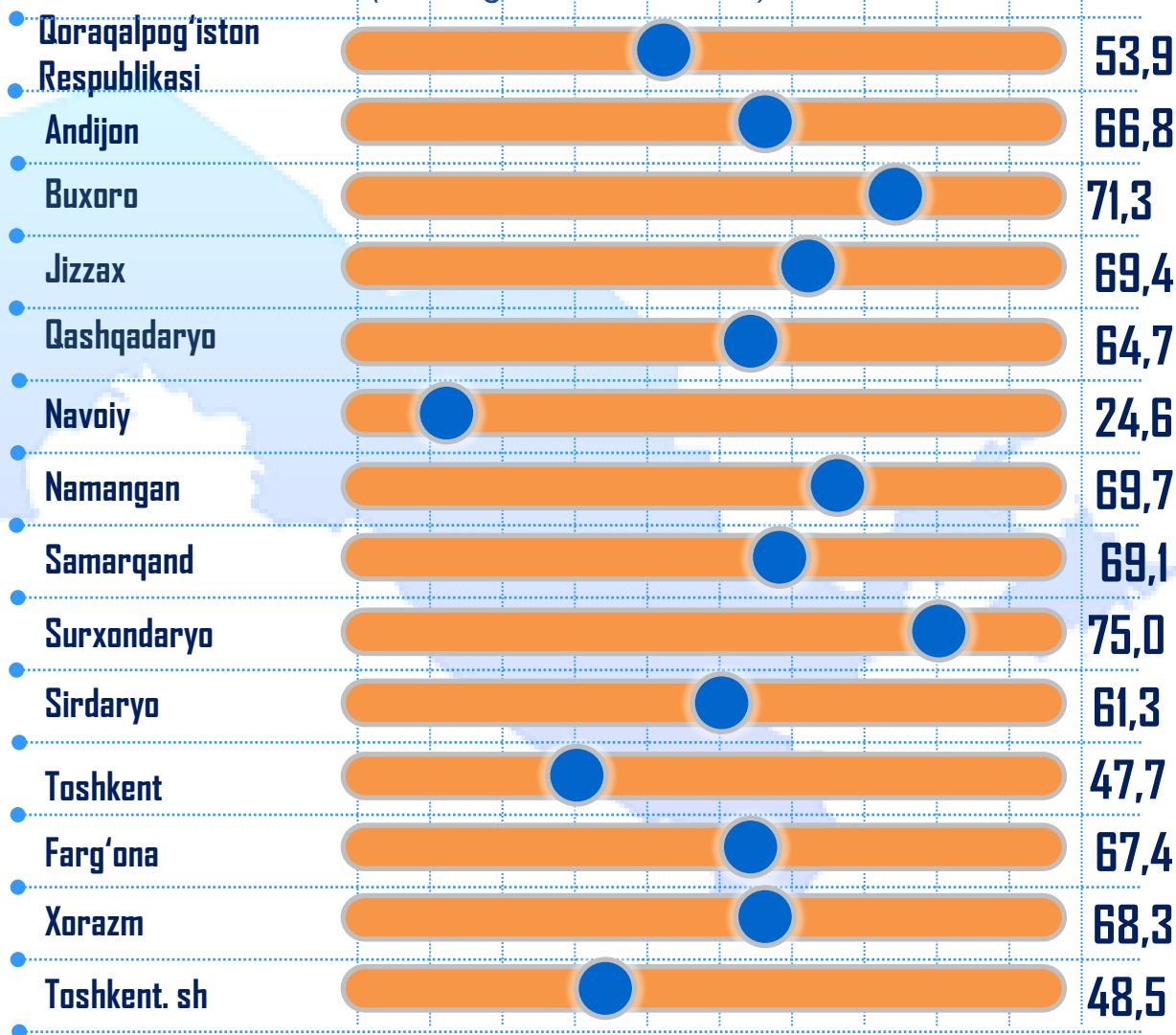
2023- yilning yanvar-iyun oylarida YAIMni¹ shakllantirishda hududlarning ishtiroki (jamiga nisbatan % da)



¹ Bu yerda va keyingi o‘rinlarda 2019-2022- yillarning yanvar-iyun oylari uchun aniqlik kiritilgan ma’lumotlar keltirilgan.

2023- yilning yanvar-iyun oylarida respublika bo'yicha YAIMning shakllanishida Toshkent shahri 17,7 % ulush bilan eng katta hissa qo'shdi. Toshkent va Navoiy viloyatlari 10,3 % va 7,7 % ko'rsatkichlari bilan keyingi o'rinlarni egallab turibdi. Respublika YAIMini shakllantirishda eng kam ulush Sirdaryo (1,9 %), Jizzax (2,9 %) viloyatlari va Qoraqalpog'iston Respublikasi (2,9 %)ga to'g'ri kelgan.

2023- yilning yanvar-iyun oylarida kichik biznesning YAIM (YAHM)dagi ulushi (YAQQga nisbatan % da)

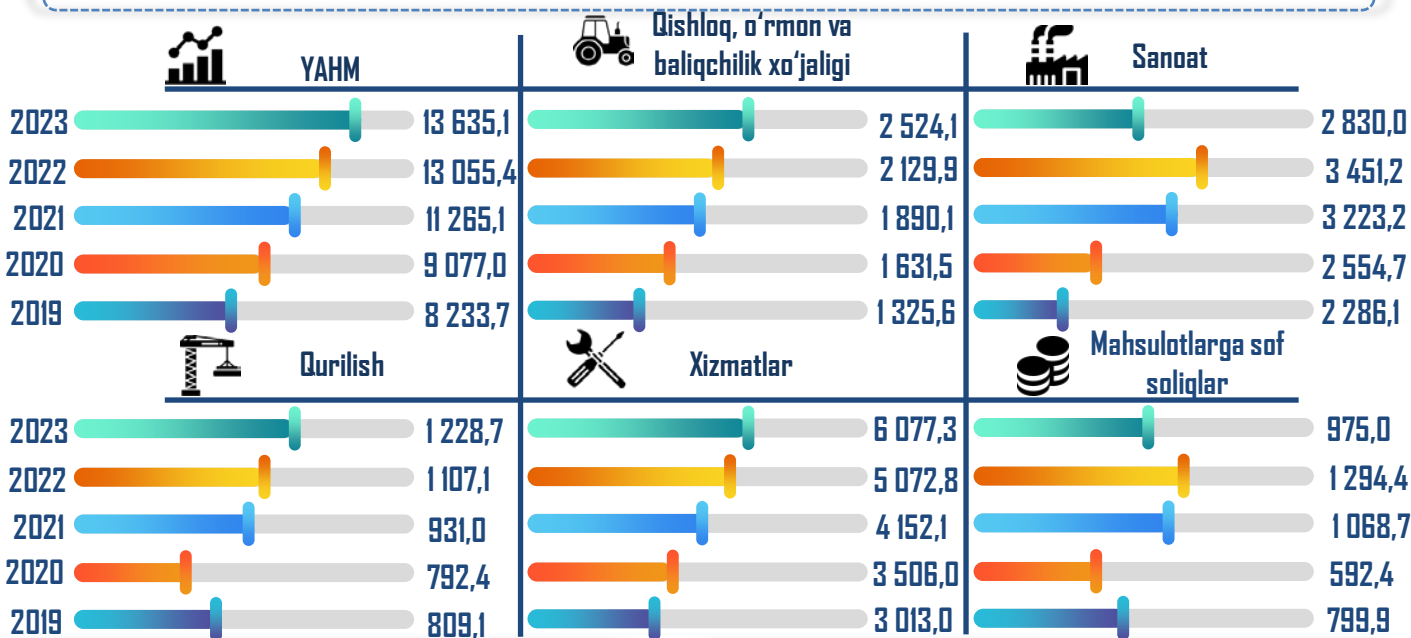


2023- yilning yanvar-iyun oylari yakunlariga ko'ra, kichik biznesning respublika YAIMdagi ulushi 48,6 % ni tashkil etdi. Hududlarda kichik biznesning eng katta ulushi Surxondaryo (hududda yaratilgan yalpi qo'shilgan qiymat umumiy hajmining 75,0 % ini tashkil etgan), Buxoro (71,3 %), Namangan (69,7 %) va Jizzax (69,4 %) viloyatlarida kuzatildi. Kichik biznesning eng kam ulushi Navoiy (24,6 %) va Toshkent (47,7 %) viloyatlarida qayd etildi.

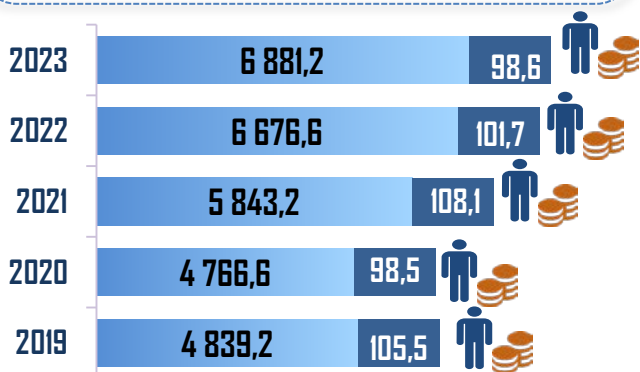


Dastlabki ma'lumotlarga ko'ra, 2023- yilning yanvar-iyun oylarida **Qoraqalpog'iston Respublikasida** YAHM hajmi 2022- yilning yanvar-iyuniga nisbatan o'zgarishsiz qoldi (o'sish sur'ati – 100,0 %) va **13 635,1** mlrd. so'mni tashkil etdi. Quyidagi asosiy tarmoqlarda ijobiy iqtisodiy o'sish kuzatildi: qishloq, o'rmon va baliqchilik xo'jaligida **103,2 %** (YAHM tarkibidagi ulushi – **19,9 %**), qurilishda **104,8 %** (**9,7 %**) va xizmatlar sohasida **104,7 %** (**48,0 %**). Shuningdek, 2022- yilning yanvar-iyuni bilan taqqoslaganda sanoat tarmog'ida ishlab chiqarish hajmining solishtirma narxlarida kamayishi kuzatildi hamda mos ravishda **90,5 %** ni tashkil etdi (mazkur tarmoqning YAHM tarkibidagi ulushi – **22,4 %**). Aholi jon boshiga YAHM **14 %** ga kamaydi va **6 881,2** ming so'mni tashkil etdi.


2019-2023- yillarning yanvar-iyun oylarida YAHM hajmi, mlrd. so'm



2019-2023- yillarning yanvar-iyun oylarida aholi jon boshiga hisoblangan YAHM hajmi va o'sish (kamayish) sur'atlari




2019-2023- yillarning yanvar-iyun oylarida YAHMning tarmoqlar bo'yicha tarkibi (YAQQga nisbatan % da)



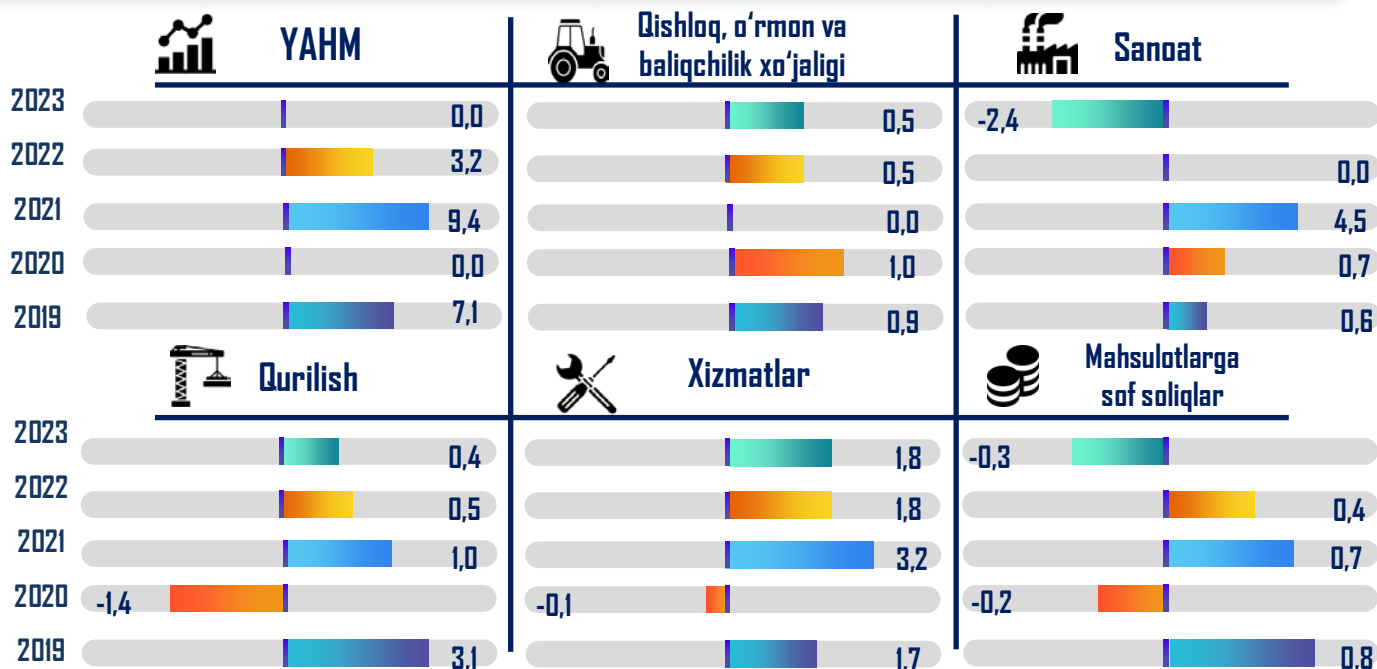
- Qishloq, o'rmon va baliqchilik xo'jaligi
- Sanoat
- Qurilish
- Xizmatlar

■ Hajmi, ming so'm ■ O'sish (kamayish) sur'ati, % da

2019-2023- yillarning yanvar-iyun oylarida YAHM o'sish (kamayish) sur'atlari, o'tgan yilning mos davriga nisbatan % da

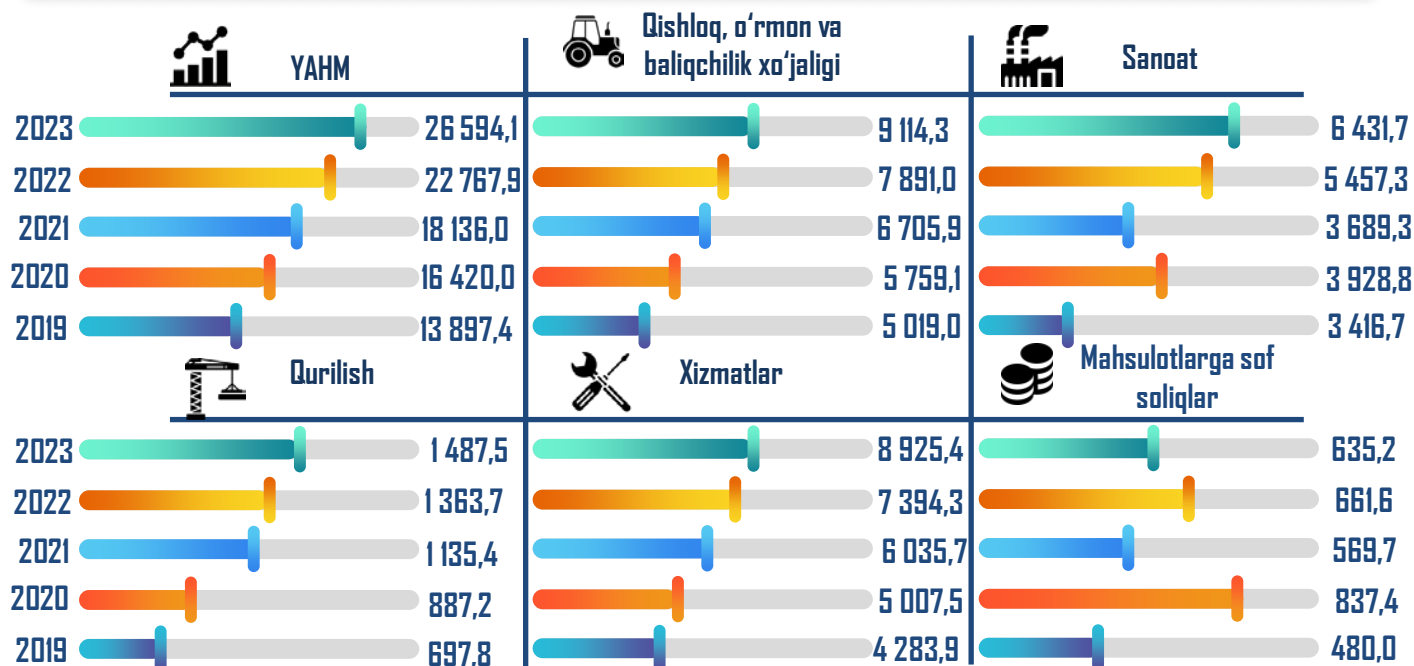


2019-2023- yillarning yanvar-iyun oylarida YAHM o'sishida tarmoqlarning hissasi (jamiga nisbatan % da)

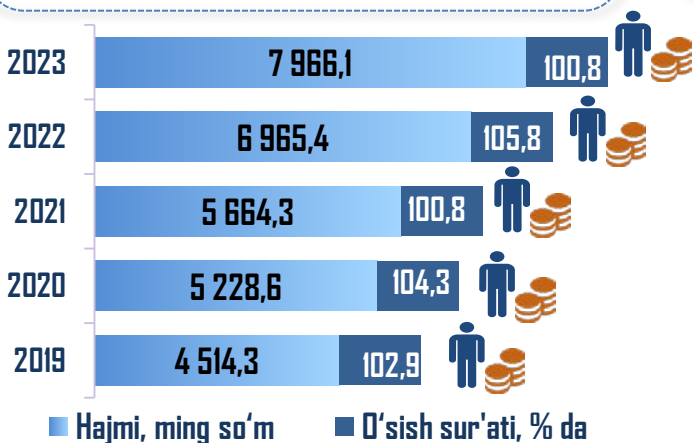


Andijon viloyatida YAHM hajmi joriy narxlarda **26 594,1** mlrd. so'mni tashkil etdi va 2022- yilning yanvar-iyun oylari bilan taqqoslaganda **3,0** % ga o'sdi. Quyidagi asosiy tarmoqlarda ijobiy o'sish kuzatildi: qishloq, o'rmon va baliqchilik xo'jaligida **101,2** % (YAHM tarkibidagi ulushi – **35,1** %), sanoatda **103,5** % (**24,8** %), qurilishda **103,1** % (**5,7** %) va xizmatlar sohasida **104,5** % (**34,4** %)ni tashkil etdi. Aholi jon boshiga hisoblangan YAHM **7 966,1** ming so'mni tashkil etdi va 2022- yilning yanvar-iyuniga nisbatan **0,8** % ga o'sdi.


2019-2023- yillarning yanvar-iyun oylarida YAHM hajmi, mlrd. so'm



2019-2023- yillarning yanvar-iyun oylarida aholi jon boshiga hisoblangan YAHM hajmi va o'sish sur'atlari

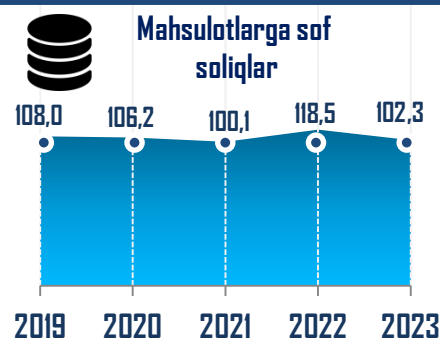
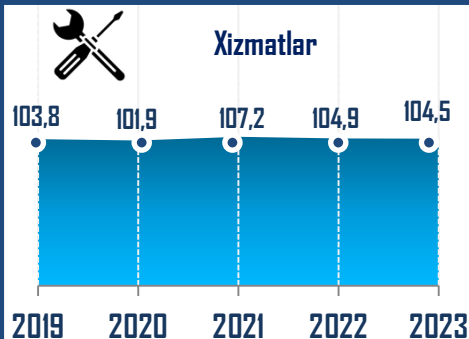
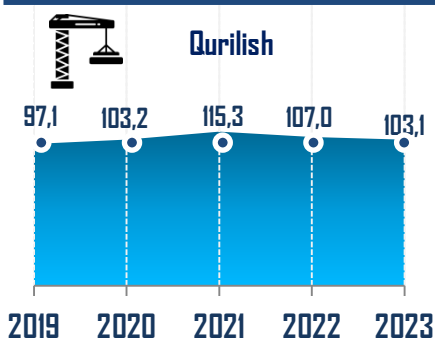
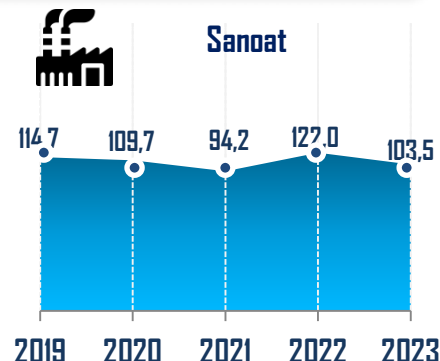
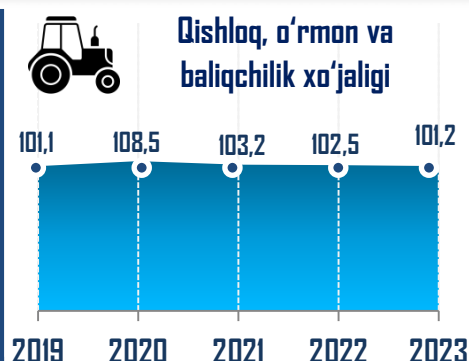
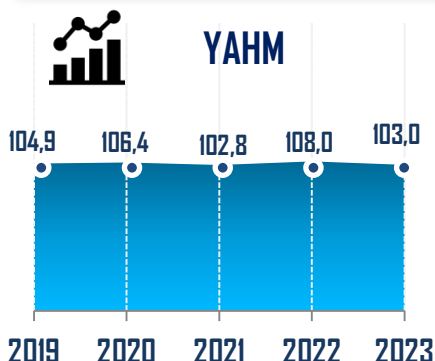


2019-2023- yillarning yanvar-iyun oylarida YAHMning tarmoqlar bo'yicha tarkibi (YAQQga nisbatan % da)

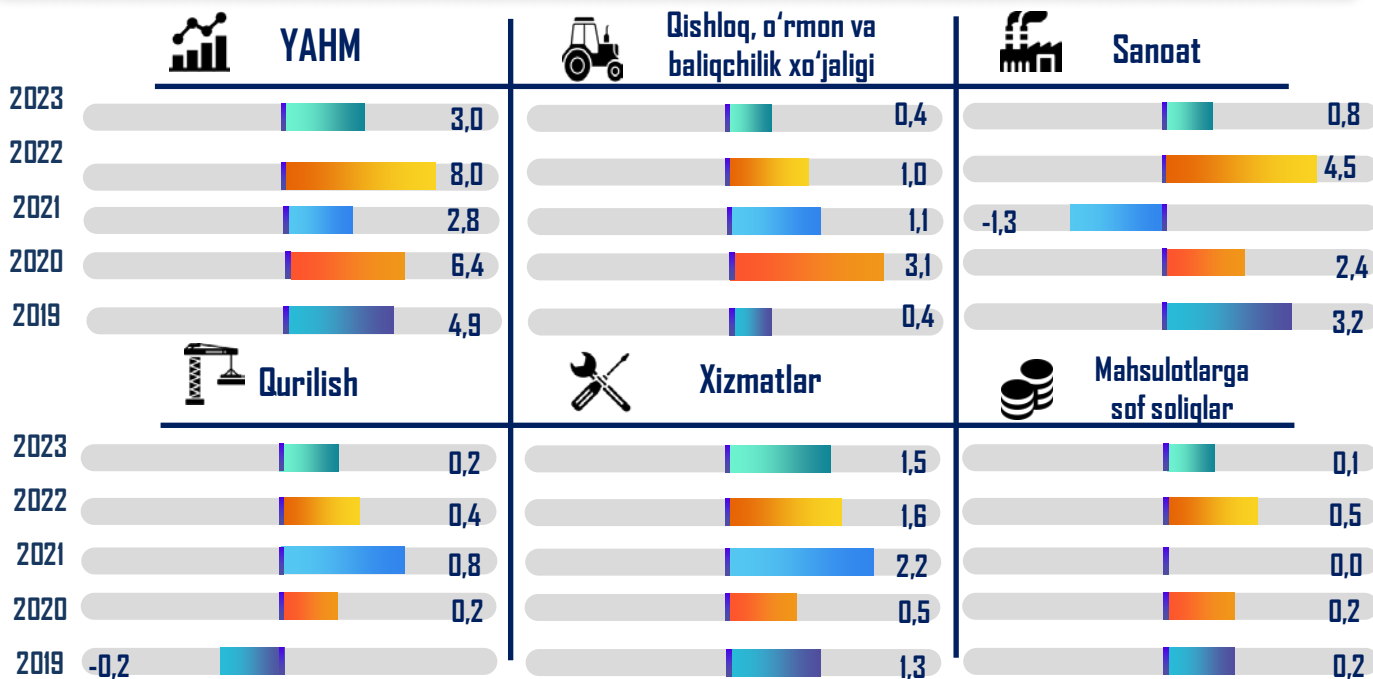


- Qishloq, o'rmon va baliqchilik xo'jaligi
- Sanoat
- Qurilish
- Xizmatlar

2019-2023- yillarning yanvar-iyun oylarida YAHM o'sish (kamayish) sur'atlari, o'tgan yilning mos davriga nisbatan % da

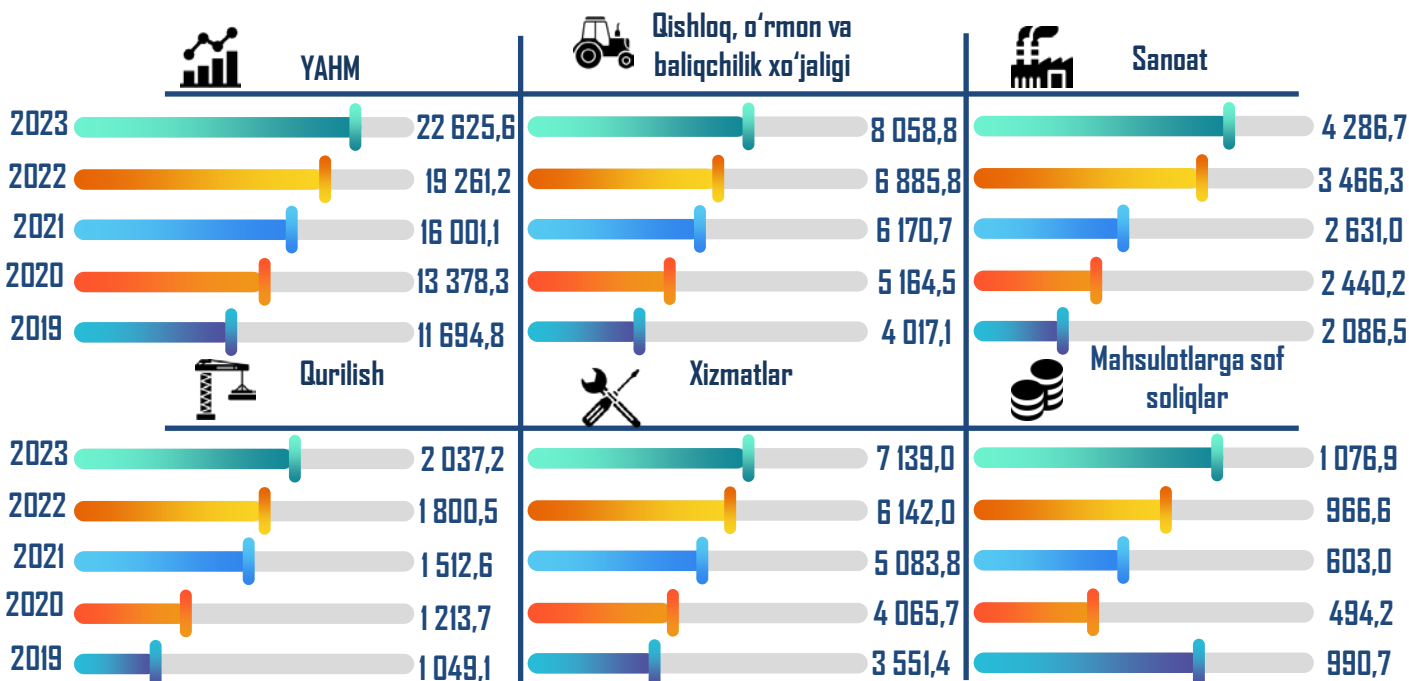


2019-2023- yillarning yanvar-iyun oylarida YAHM o'sishida tarmoqlarning hissasi (jamiga nisbatan % da)

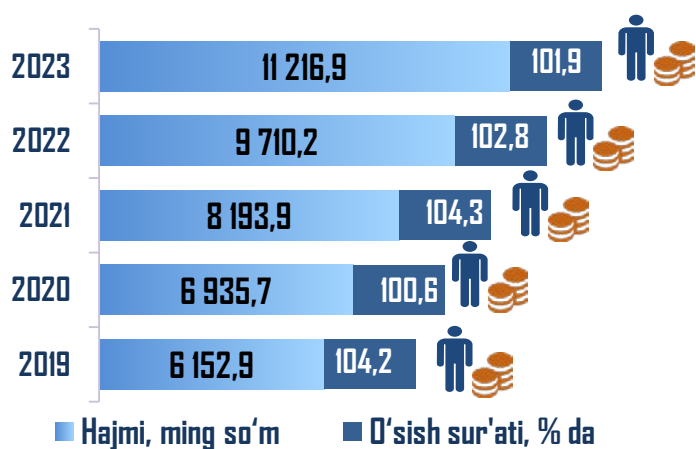


Buxoro viloyatida YAHM 22 625,6 mlrd. soʻmni tashkil etdi va 2022- yilning yanvar-iyuni bilan taqqoslaganda 3,6 % ga oʻsdi. Oʻsish surʼatlari qishloq, oʻrmon va baliqchilik xoʻjaligida 104,1 % (YAHM tarkibidagi ulushi – 37,5 %), sanoatda 105,3 % (19,9 %), qurilishda 105,1 % (9,5 %) va xizmatlarda 101,4 % (33,1 %)ni tashkil etdi. Aholi jon boshiga YAHM 1,9 % ga oʻsdi va 11 216,9 ming soʻmni tashkil etdi.


2019-2023- yillarning yanvar-iyun oylarida YAHM hajmi, mlrd. soʻm



2019-2023- yillarning yanvar-iyun oylarida aholi jon boshiga hisoblangan YAHM hajmi va oʻsish surʼatlari

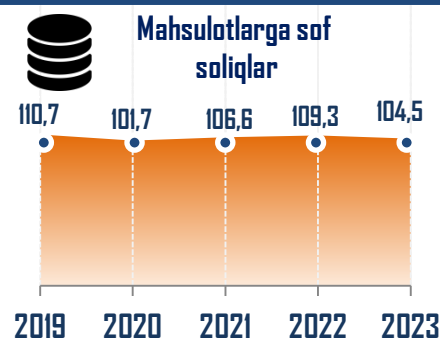
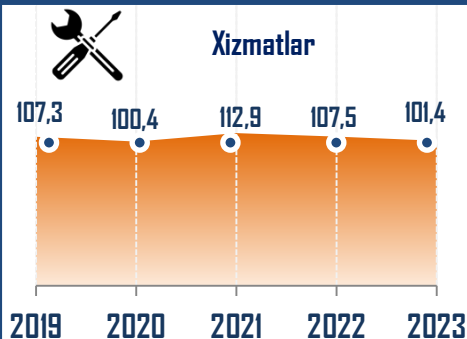
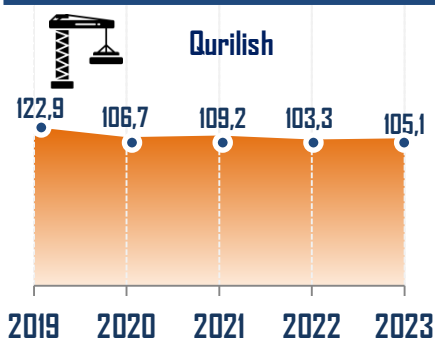
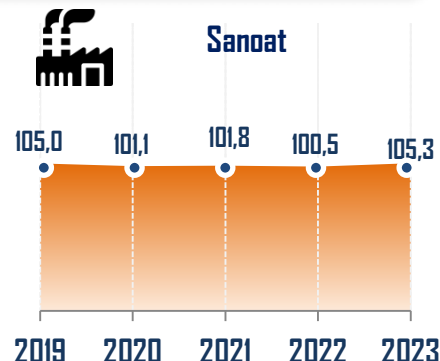
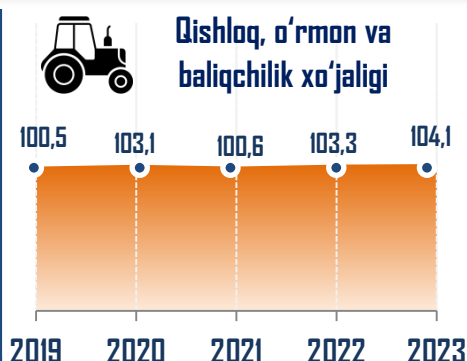
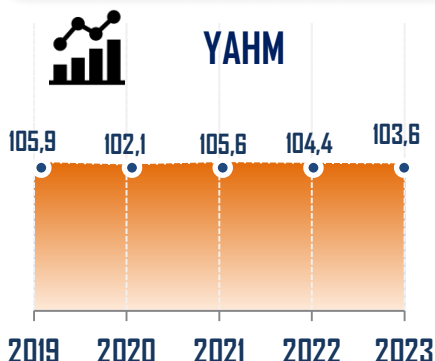


2019-2023- yillarning yanvar-iyun oylarida YAHMning tarmoqlar boʻyicha tarkibi (YAQQga nisbatan % da)

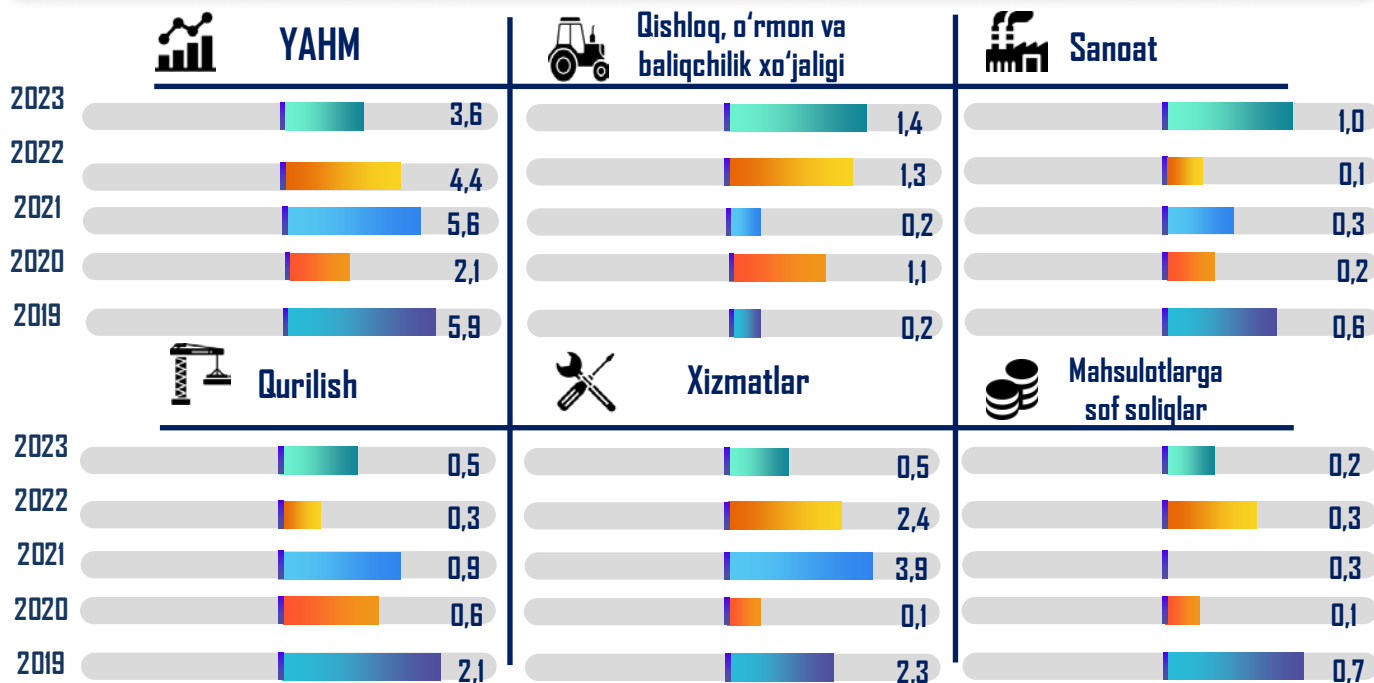


- Qishloq, oʻrmon va baliqchilik xoʻjaligi
- Sanoat
- Qurilish
- Xizmatlar

2019-2023- yillarning yanvar-iyun oylarida YAHM o'sish sur'atlari, o'tgan yilning mos davriga nisbatan % da

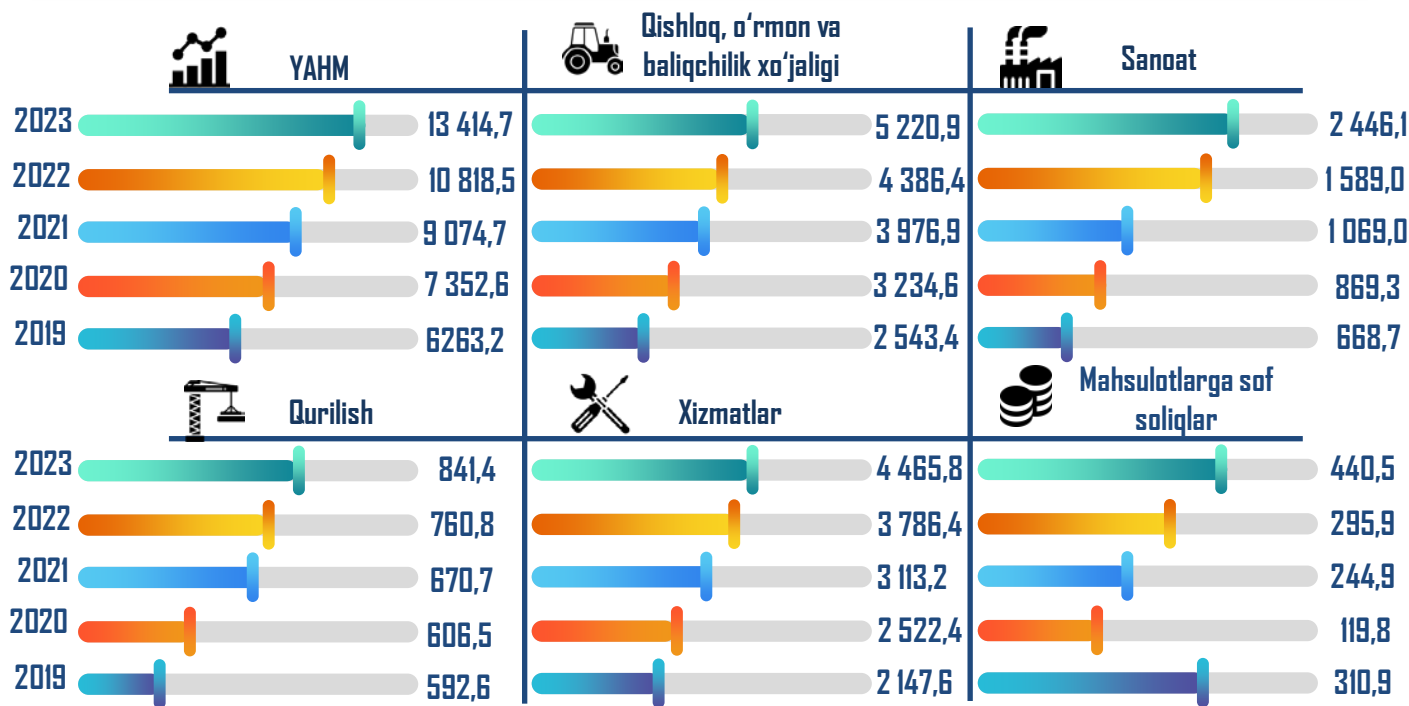


2019-2023- yillarning yanvar-iyun oylarida YAHM o'sishida tarmoqlarning hissasi (jamiga nisbatan % da)

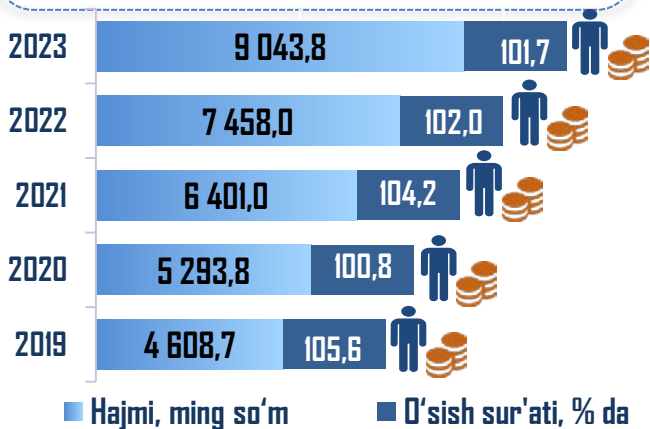


Jizzax viloyatida YAHM hajmi 4,0 % ga o'sdi va 13 414,7 mlrd. so'mni tashkil etdi. YAHMning tarmoqlar tarkibida o'sish sur'atlari: qishloq, o'rmon va baliqchilik xo'jaligida 103,5 % (YAHM tarkibidagi ulushi – 40,2 %), sanoatda 106,3 % (18,9 %), qurilishda 104,0 % (6,5 %) va xizmatlar sohasida 103,3 % (34,4 %)ni tashkil etdi. Aholi jon boshiga YAHM 1,7 % ga o'sdi va 9 043,8 ming so'mni tashkil etdi.


2019-2023- yillarning yanvar-iyun oylarida YAHM hajmi, mlrd. so'm



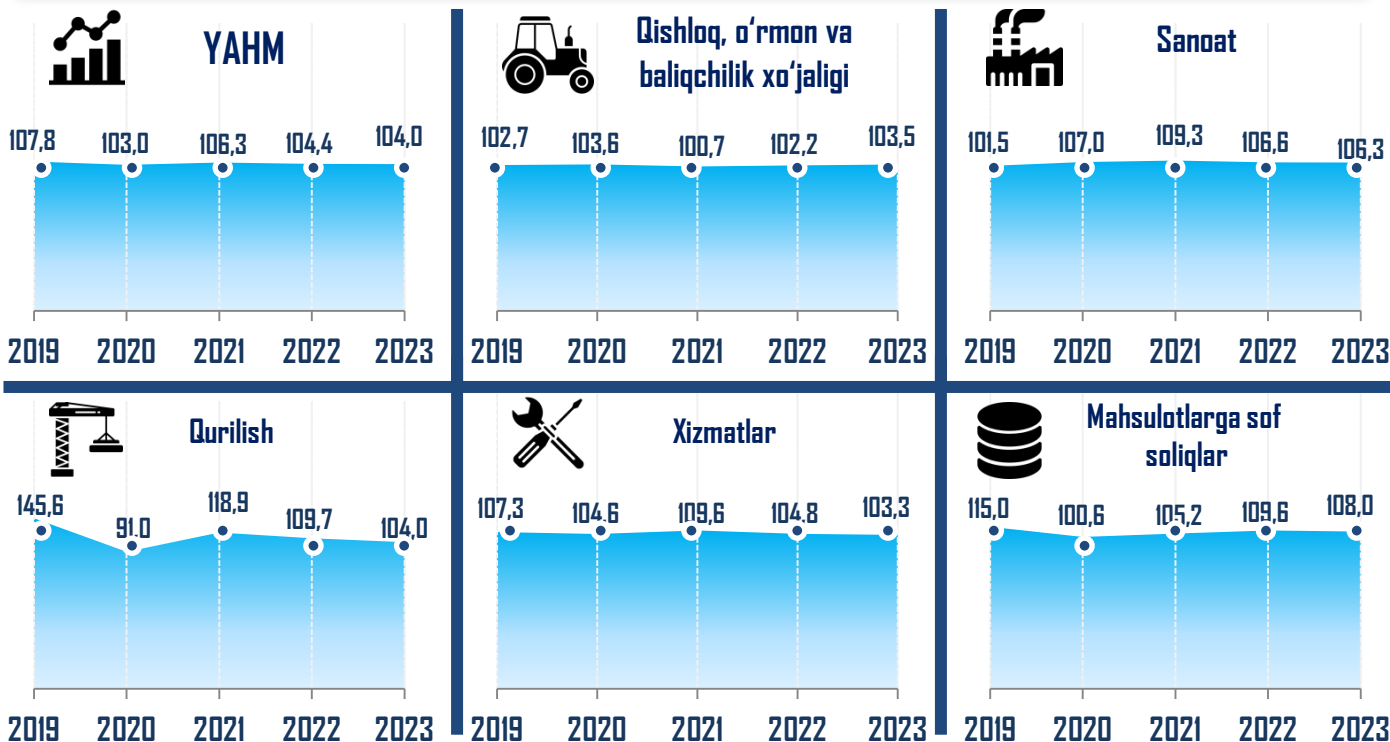
2019-2023- yillarning yanvar-iyun oylarida aholi jon boshiga hisoblangan YAHM hajmi va o'sish sur'atlari



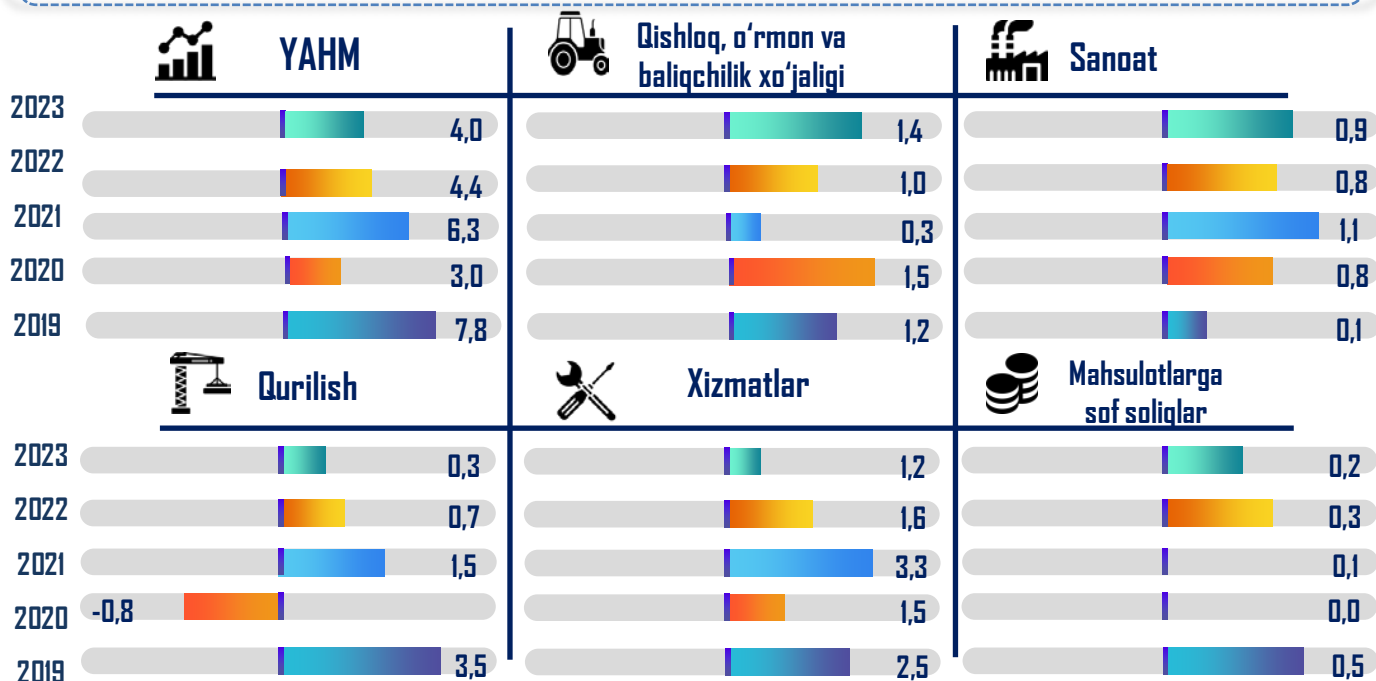
2019-2023- yillarning yanvar-iyun oylarida YAHMning tarmoqlar bo'yicha tarkibi (YAQQga nisbatan % da)



2019-2023- yillarning yanvar-iyun oylarida YAHM o'sish (kamayish) sur'atlari, o'tgan yilning mos davriga nisbatan % da



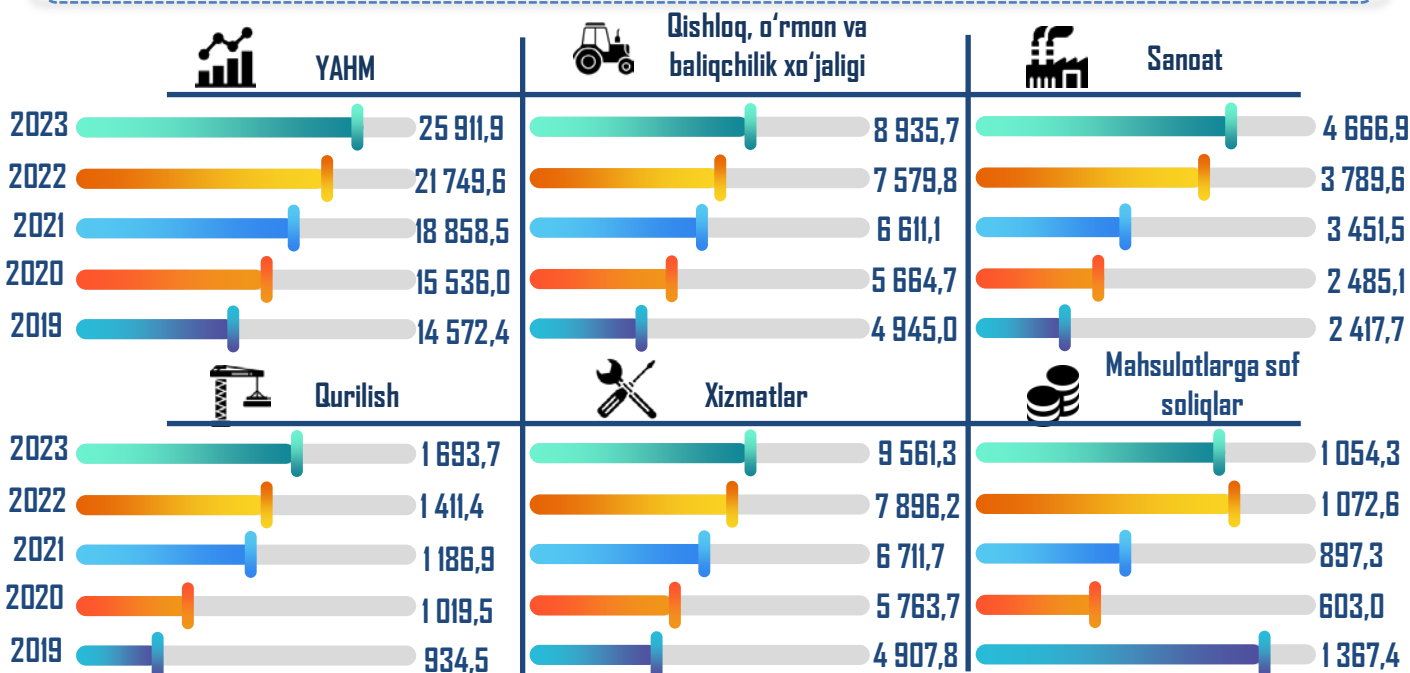
2019-2023- yillarning yanvar-iyun oylarida YAHM o'sishida tarmoqlarning hissasi (jamiga nisbatan % da)



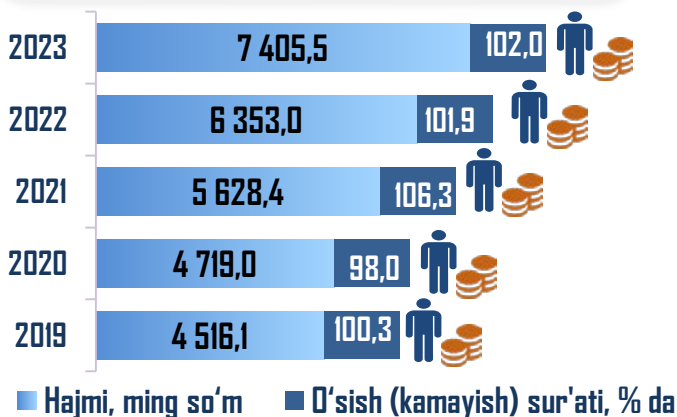


Qashqadaryo viloyatida YAHM hajmi 25 911,9 mlrd. soʻmni tashkil etdi va 2022- yilning yanvar-iyuni bilan taqqoslaganda 4,3 % ga oʻsdi. YAHMning tarmoqlar tarkibida ijobiy oʻsish surʼatlari: qishloq, oʻrmon va baliqchilik xoʻjaligida 102,6 % (YAHM tarkibidagi ulushi – 35,9 %), sanoatda 106,6 % (18,8 %), qurilishda 105,3 % (6,8 %) va xizmatlar sohasida 104,5 % (38,5 %)ni tashkil etdi. Aholi jon boshiga YAHM 2,0 % ga oʻsdi va 7 405,5 ming soʻmni tashkil etdi.

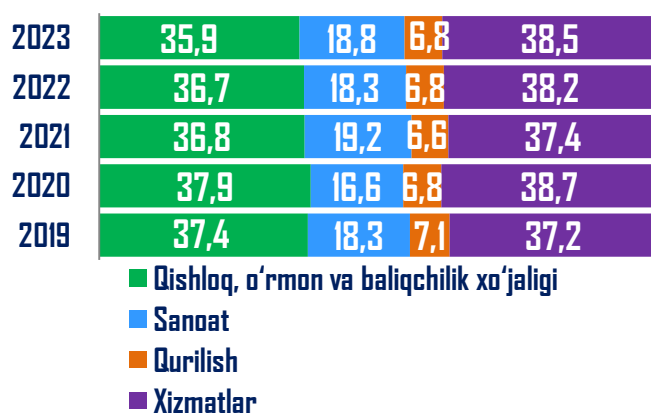
2019-2023- yillarning yanvar-iyun oylarida YAHM hajmi, mlrd. soʻm



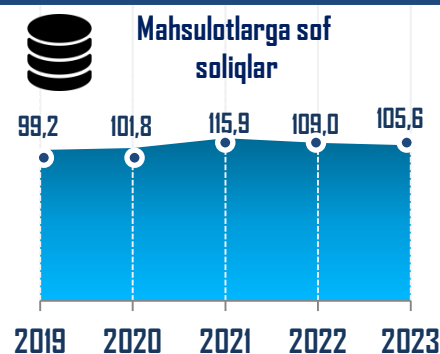
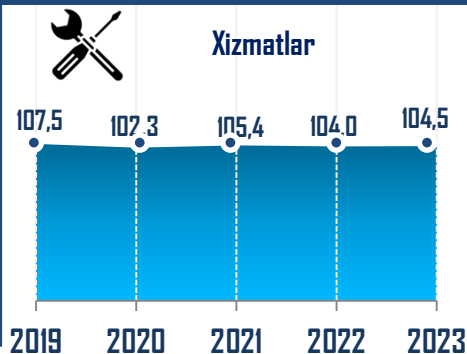
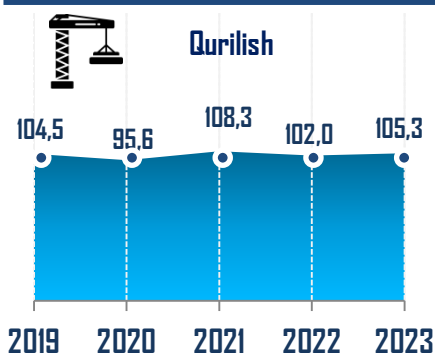
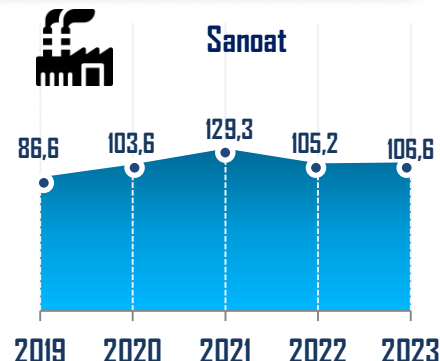
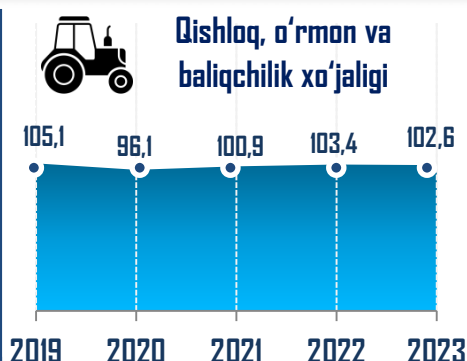
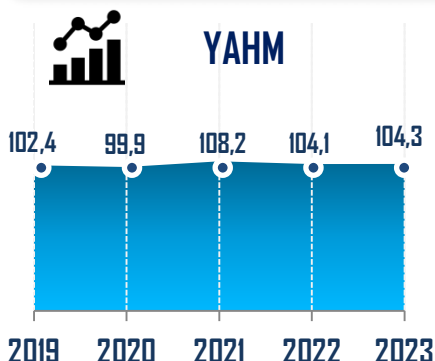
2019-2023- yillarning yanvar-iyun oylarida aholi jon boshiga hisoblangan YAHM hajmi va oʻsish (kamayish) surʼatlari



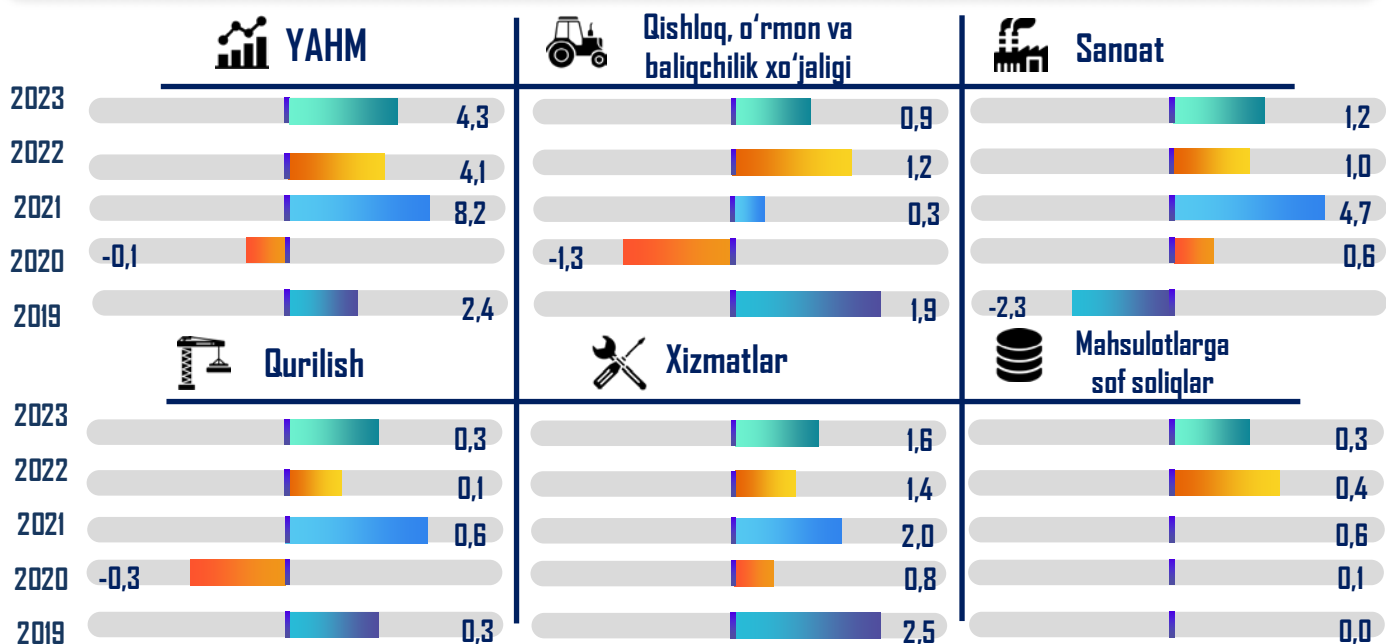
2019-2023- yillarning yanvar-iyun oylarida YAHMning tarmoqlar boʻyicha tarkibi (YAQQga nisbatan % da)



2019-2023- yillarning yanvar-iyun oylarida YAHM o'sish (kamayish) sur'atlari, o'tgan yilning mos davriga nisbatan % da

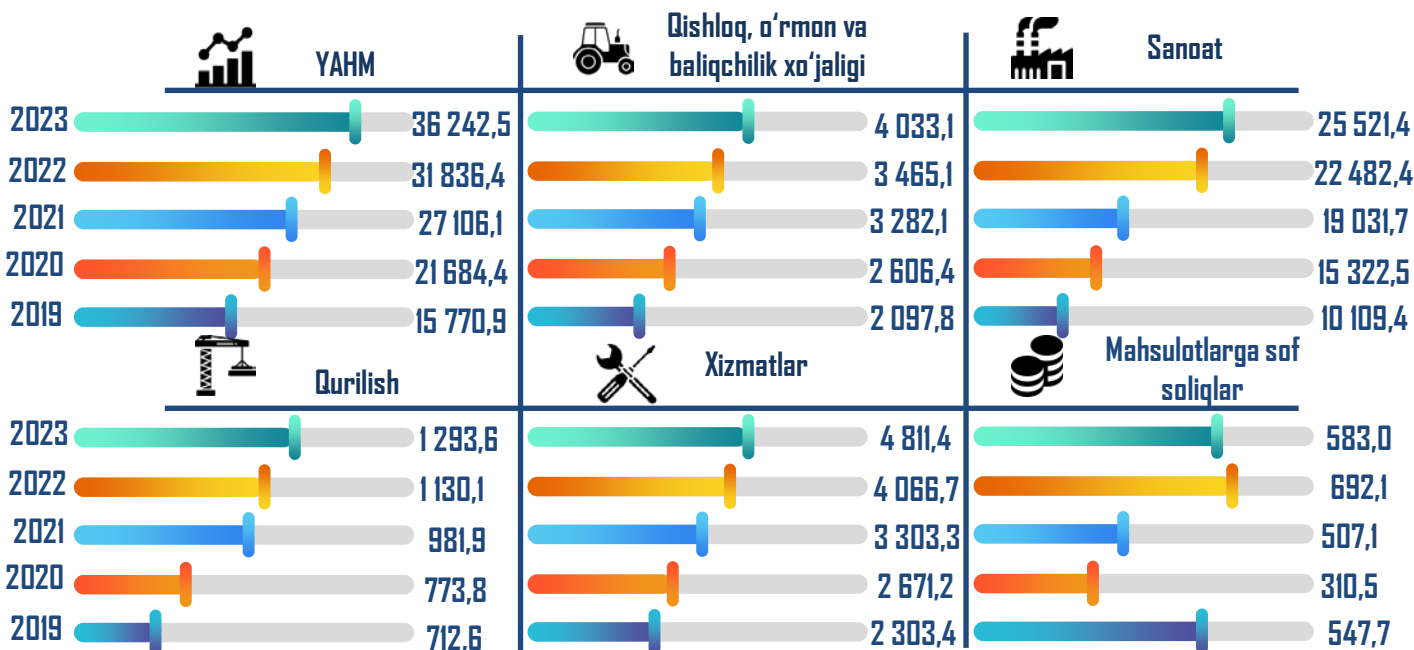


2019-2023- yillarning yanvar-iyun oylarida YAHM o'sishida tarmoqlarning hissi (jamiga nisbatan % da)

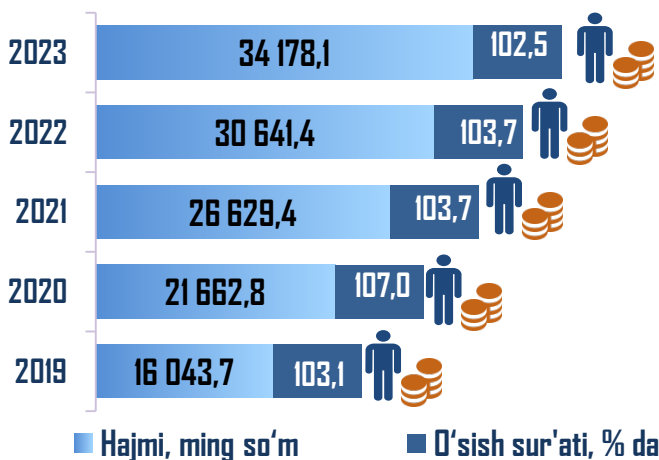


Navoiy viloyatida YAHM hajmi **36 242,5** mlrd. soʻmga yetdi va oʻsish **4,6** % ni tashkil etdi. YAHMning oʻsishi hudud iqtisodiyoti tarmoqlaridagi ijobiy oʻsish surʼatlari bilan bogʻliqdir. Oʻsish surʼatlari qishloq, oʻrmon va baliqchilik xoʻjaligida **103,4** % (YAHM tarkibidagi ulushi – **11,3** %), sanoatda **104,8** % (**71,6** %), qurilishda **107,2** % (**3,6** %) va xizmatlarda **103,9** % (**13,5** %)ni tashkil etdi. Aholi jon boshiga hisoblangan YAHM **2,5** % ga oʻsdi va **34 178,1** ming soʻmni tashkil etdi.

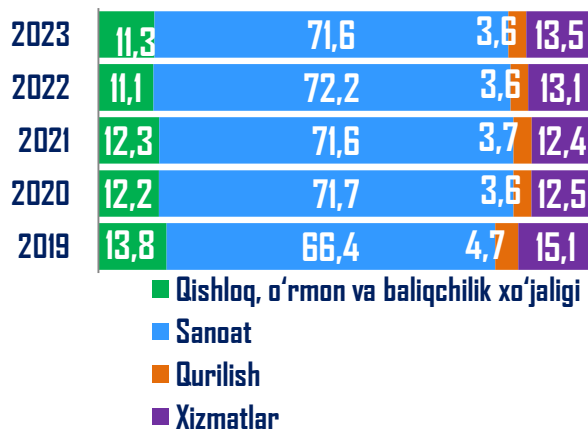
2019-2023- yillarning yanvar-iyun oylarida YAHM hajmi, mlrd. soʻm



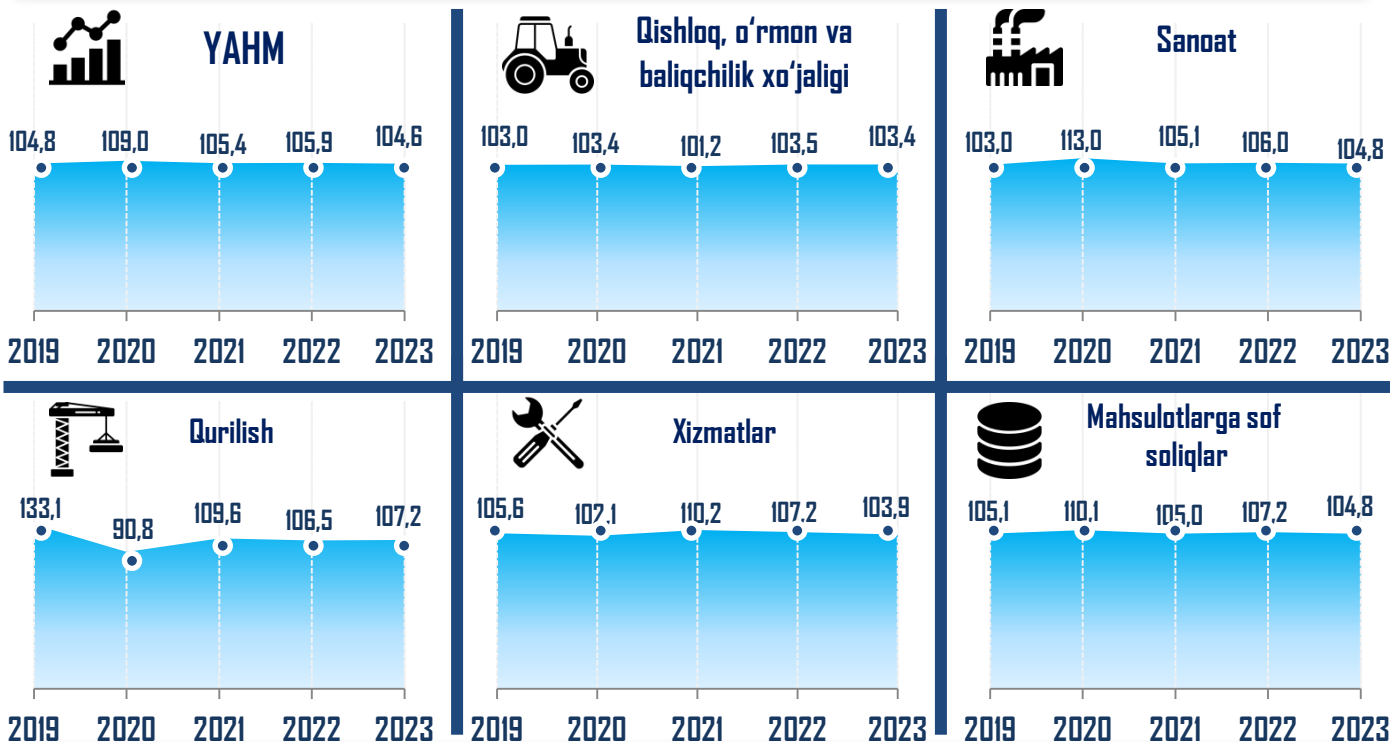
2019-2023- yillarning yanvar-iyun oylarida aholi jon boshiga hisoblangan YAHM hajmi va oʻsish surʼatlari



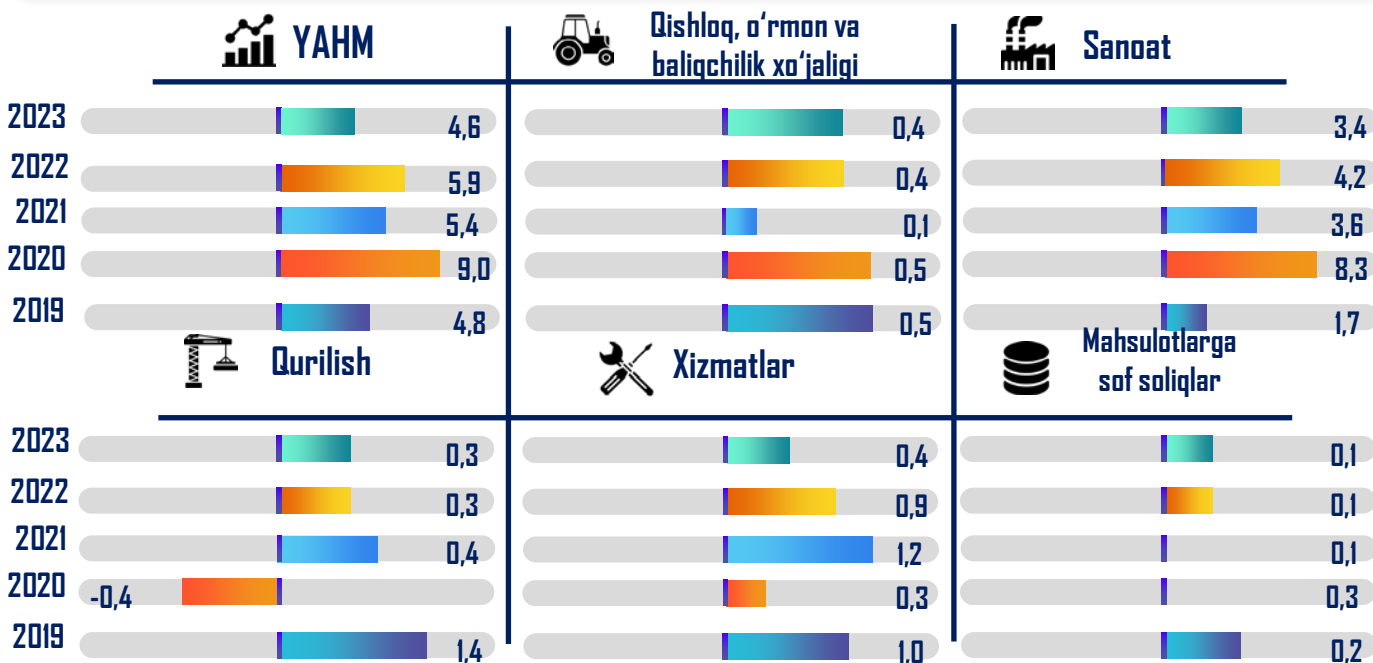
2019-2023- yillarning yanvar-iyun oylarida YAHMning tarmoqlar boʻyicha tarkibi (YAQQga nisbatan % da)



2019-2023- yillarning yanvar-iyun oylarida YAHM o'sish (kamayish) sur'atlari, o'tgan yilning mos davriga nisbatan % da

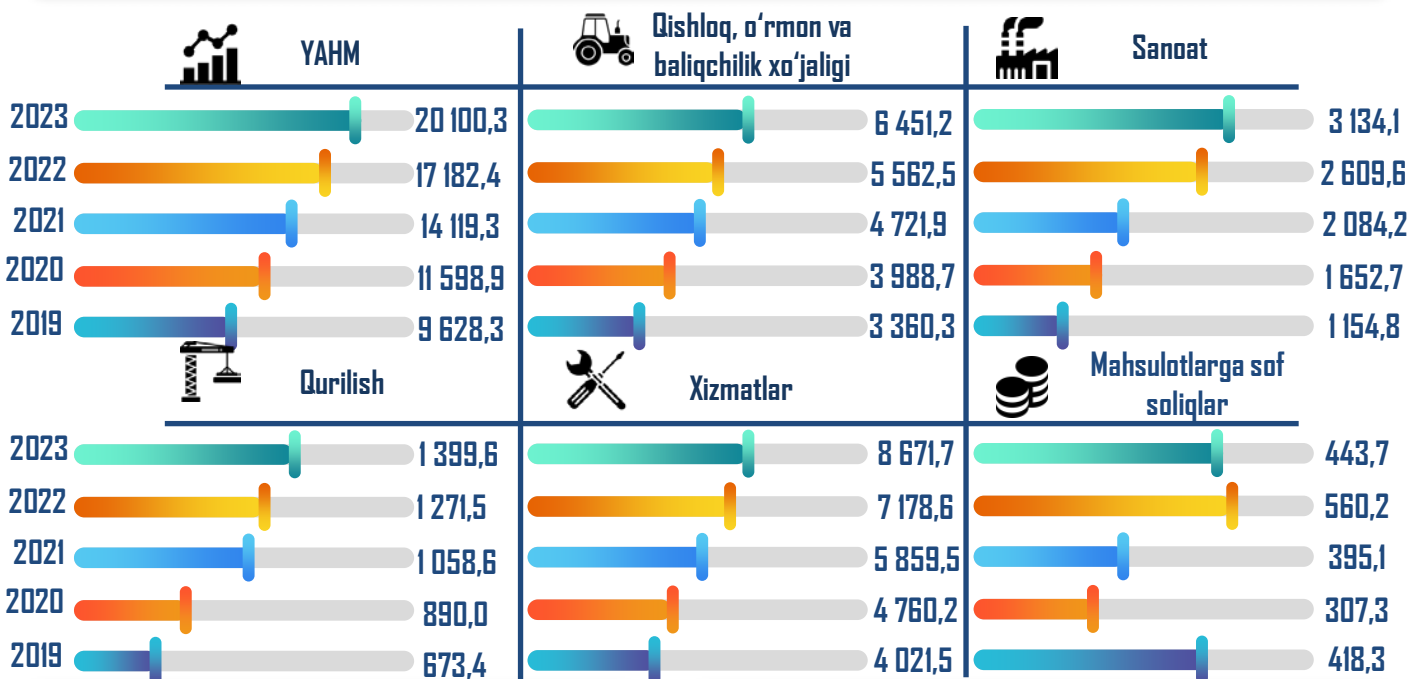


2019-2023- yillarning yanvar-iyun oylarida YAHM o'sishida tarmoqlarning hissasi (jamiga nisbatan % da)

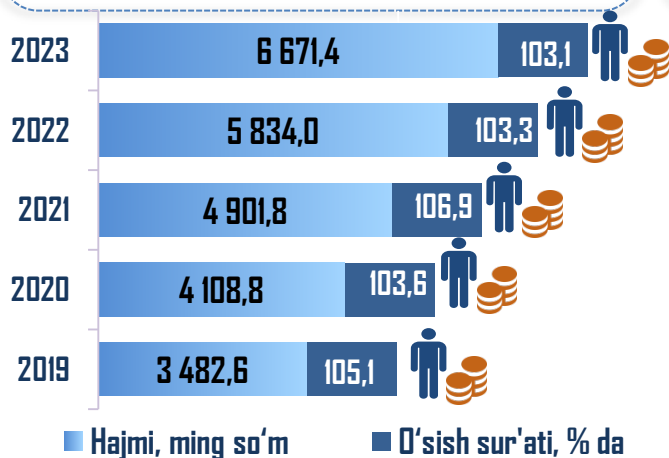


Namangan viloyatida YAHM 20 100,3 mlrd. soʻmni tashkil etdi, bu esa 2022- yilning yanvar-iyun oylari maʼlumotlariga nisbatan 5,5 % ga koʻpdir. YAHMning oʻsish surʼati qishloq, oʻrmon va baliqchilik xoʻjaligida 105,4 % (YAHM tarkibidagi ulushi – 32,8 %), sanoatda 107,1 % (15,9 %), qurilishda 103,0 % (7,1 %) va xizmatlar sohasida 105,1 % (44,2 %) kuzatilgan ijobiy oʻsish surʼatlari bilan bogʻliqdir. Aholi jon boshiga YAHM 3,1 % ga oʻsdi va 6 671,4 ming soʻmni tashkil etdi.


2019-2023- yillarning yanvar-iyun oylarida YAHM hajmi, mlrd. soʻm



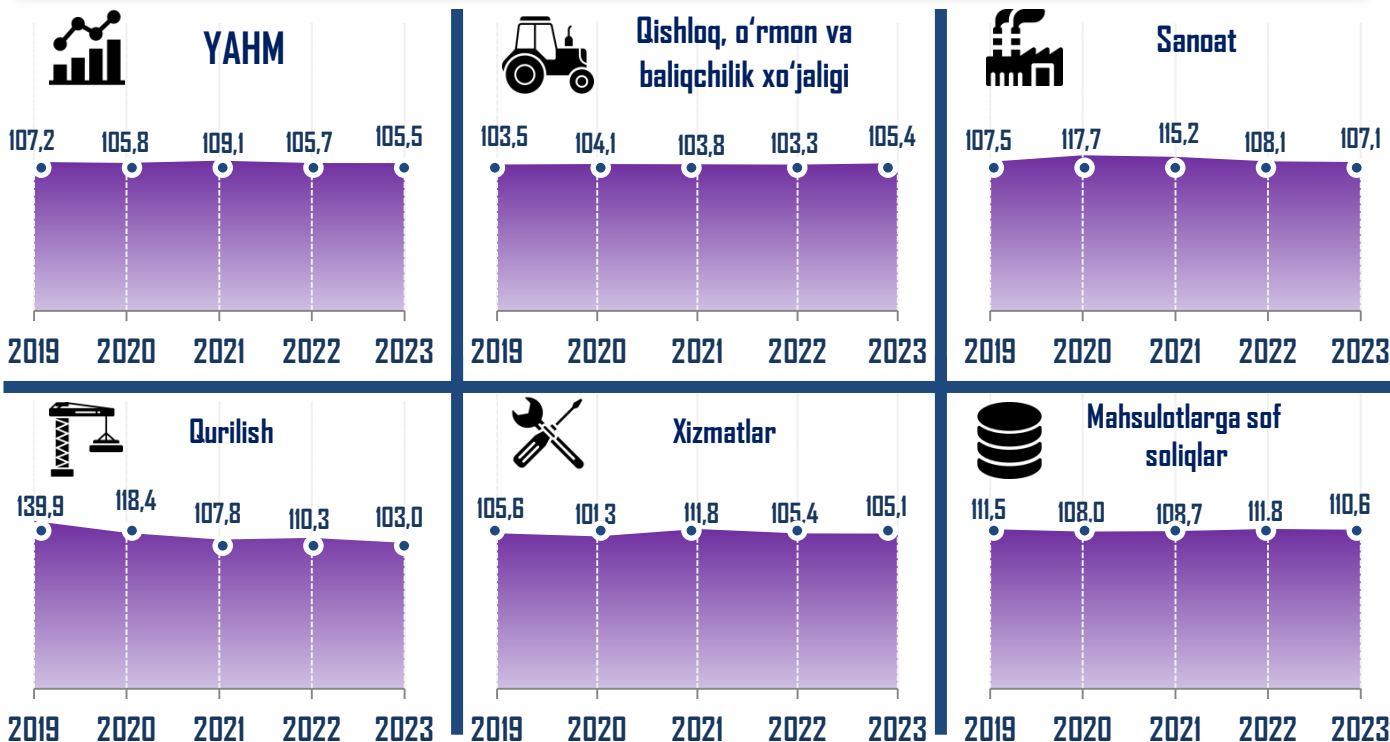
2019-2023- yillarning yanvar-iyun oylarida aholi jon boshiga hisoblangan YAHM hajmi va oʻsish surʼatlari



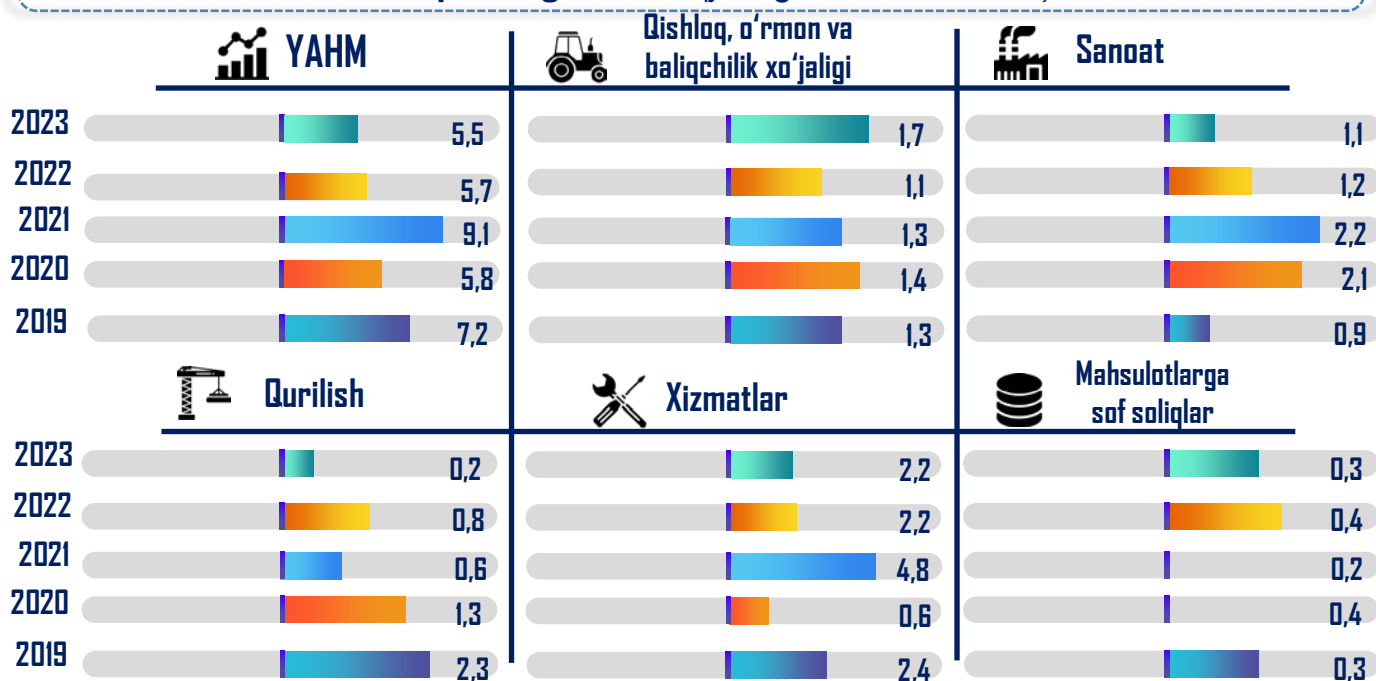
2019-2023- yillarning yanvar-iyun oylarida YAHMning tarmoqlar boʻyicha tarkibi (YAQQga nisbatan % da)



2019-2023- yillarning yanvar-iyun oylarida YAHM o'sish sur'atlari, o'tgan yilning mos davriga nisbatan % da

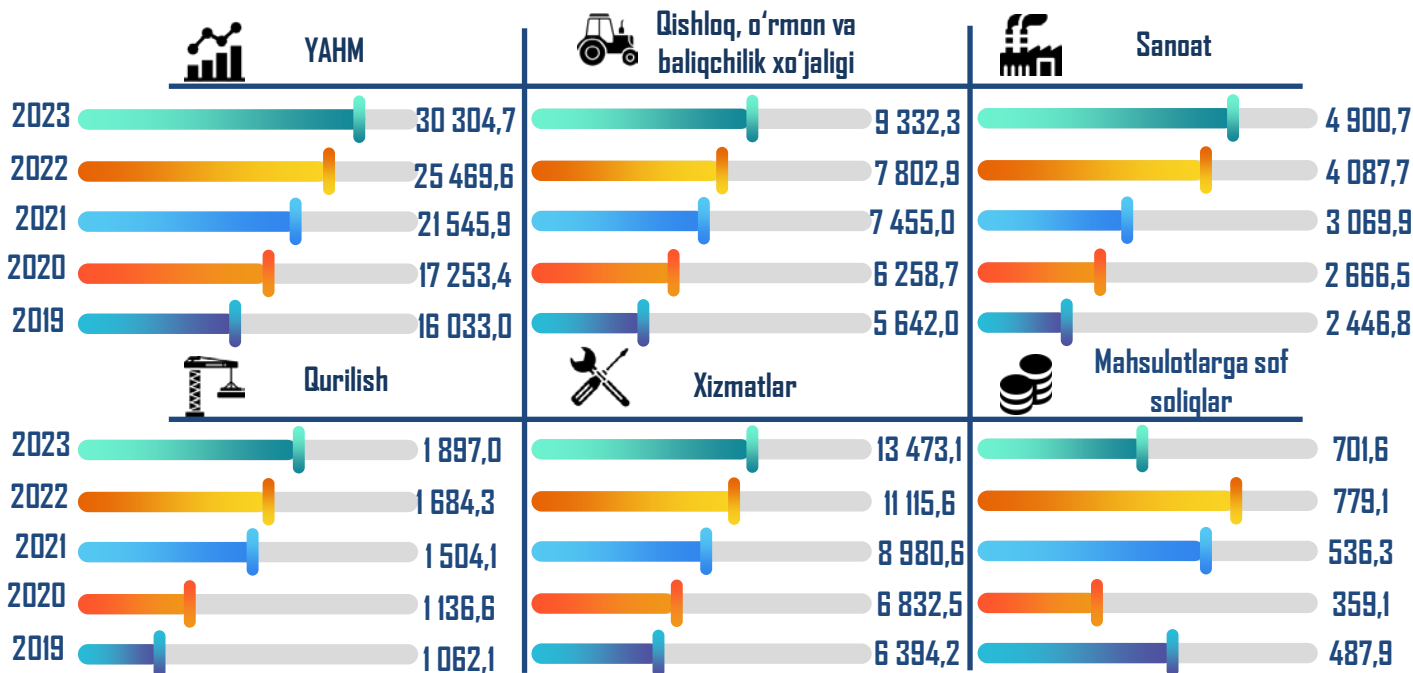


2019-2023- yillarning yanvar-iyun oylarida YAHM o'sishida tarmoqlarning hissi (jamiga nisbatan % da)

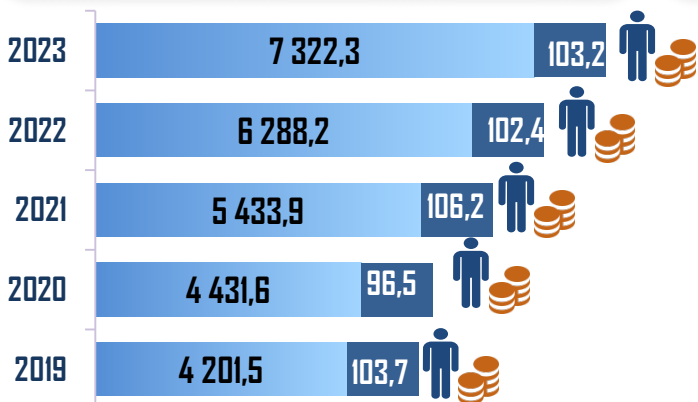


Samarqand viloyatida YAHM hajmi **30 304,7** mlrd. so'mni tashkil etdi va bu esa 2022- yilning yanvar-iyun oylari ma'lumotlariga nisbatan **5,5 %** ga ko'pdir. Ushbu hududda qishloq, o'rmon va baliqchilik xo'jaligida **104,2 %** (YAHM tarkibidagi ulushi – **31,5 %**), sanoatda **106,4 %** (**16,6 %**), qurilishda **108,2 %** (**6,4 %**) va xizmatlar sohasida **105,3 %** (**45,5 %**) o'sish sur'atlari kuzatildi. Aholi jon boshiga YAHM **3,2 %** ga ko'paydi va **7 322,3** ming so'mni tashkil etdi.


2019-2023- yillarning yanvar-iyun oylarida YAHM hajmi, mlrd. so'm



2019-2023- yillarning yanvar-iyun oylarida aholi jon boshiga hisoblangan YAHM hajmi va o'sish (kamayish) sur'atlari



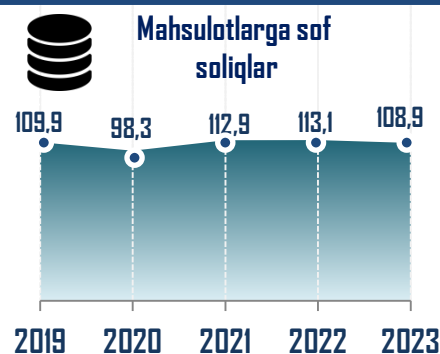
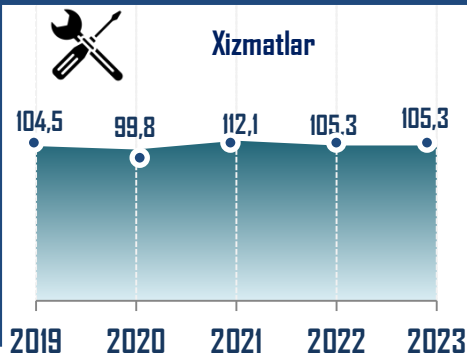
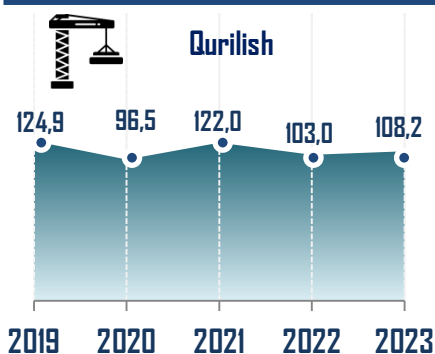
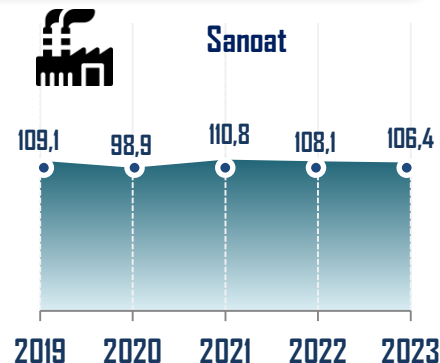
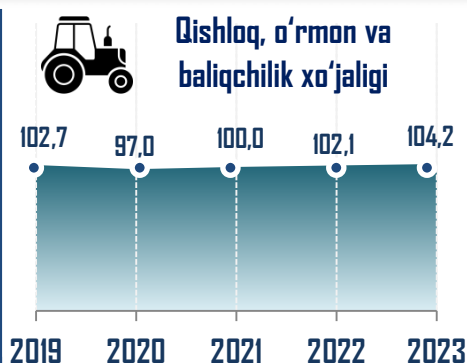
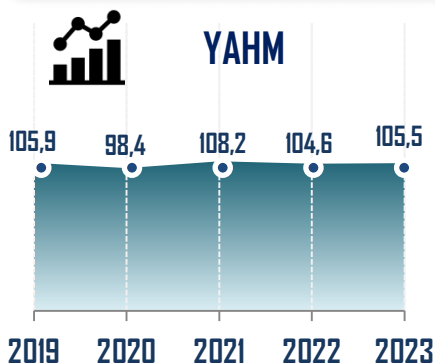
2019-2023- yillarning yanvar-iyun oylarida YAHMning tarmoqlar bo'yicha tarkibi (YAQQga nisbatan % da)



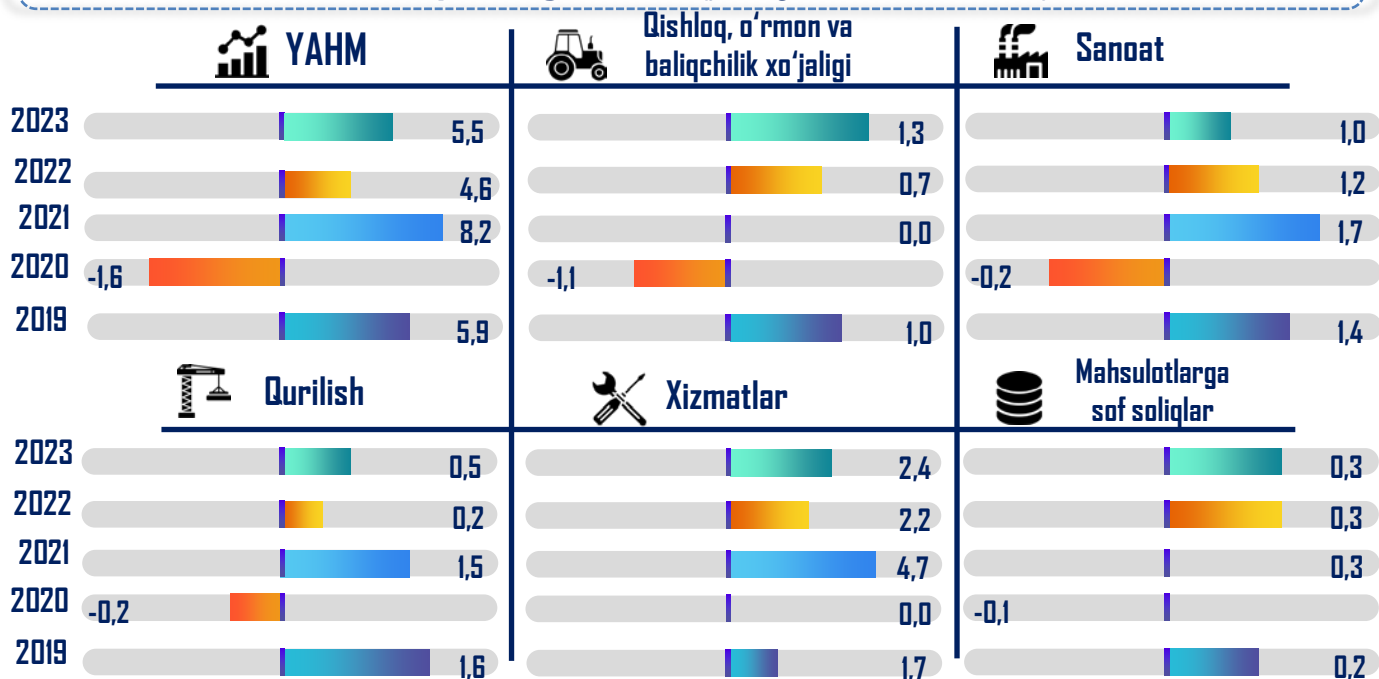
- Qishloq, o'rmon va baliqchilik xo'jaligi
- Sanoat
- Qurilish
- Xizmatlar

■ Hajmi, ming so'm ■ O'sish (kamayish) sur'ati, % da

2019-2023- yillarning yanvar-iyun oylarida YAHM o'sish (kamayish) sur'atlari, o'tgan yilning mos davriga nisbatan % da

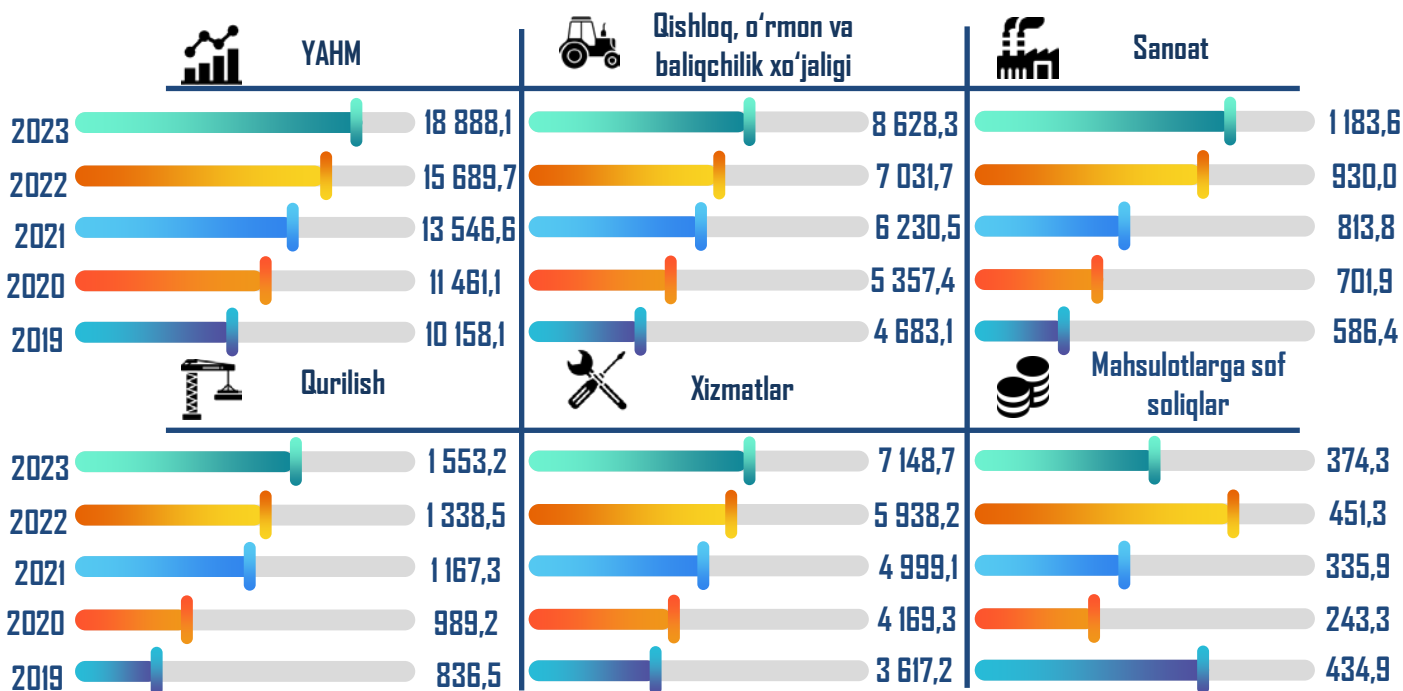


2019-2023- yillarning yanvar-iyun oylarida YAHM o'sishida tarmoqlarning hissi (jamiga nisbatan % da)

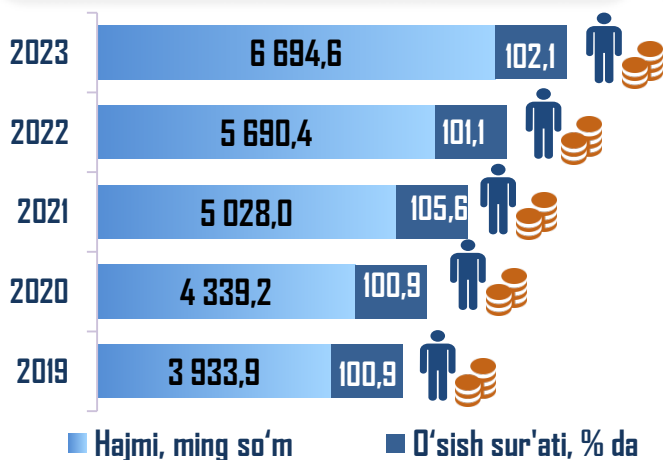


Surxondaryo viloyatida YAHM 4,4 % ga o'sdi va 18 888,1 mlrd. so'mni tashkil etdi. YAHMning o'sishiga qishloq, o'rmon va baliqchilik xo'jaligida **103,8 %** (YAHM tarkibidagi ulushi – **46,6 %**), sanoatda **106,1 %** (**6,4 %**), qurilishda **109,0 %** (**8,4 %**) va xizmatlar sohasida **103,7 %** (**38,6 %**) kuzatilgan ijobiy o'sish sur'atlari ta'sir qildi. Aholi jon boshiga YAHM **6 694,6** ming so'mni tashkil etdi va **2,1 %** ga o'sdi.

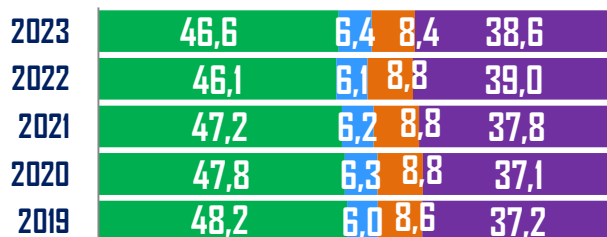
2019-2023- yillarning yanvar-iyun oylarida YAHM hajmi, mlrd. so'm



2019-2023- yillarning yanvar-iyun oylarida aholi jon boshiga hisoblangan YAHM hajmi va o'sish sur'atlari

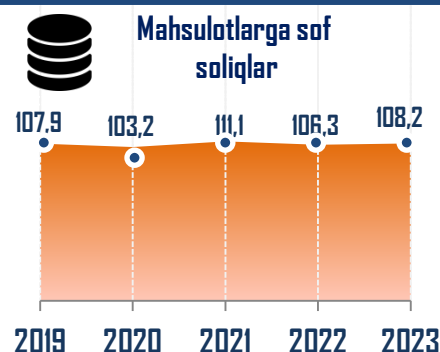
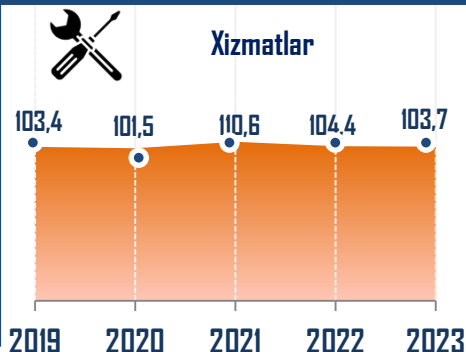
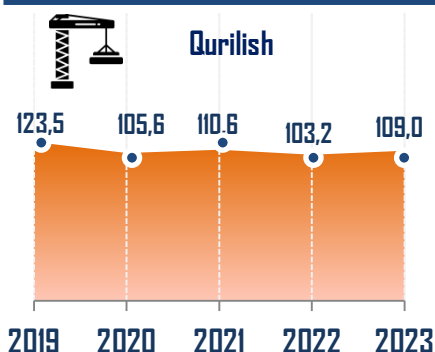
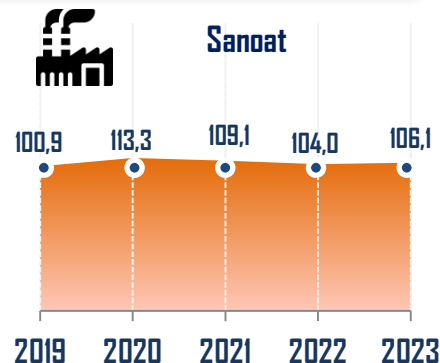
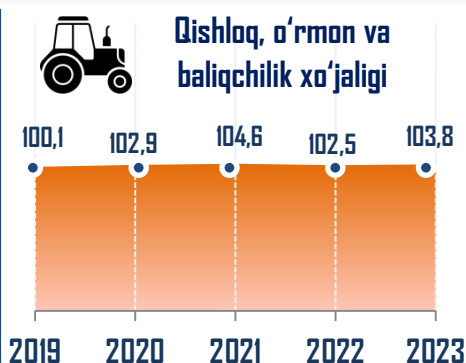
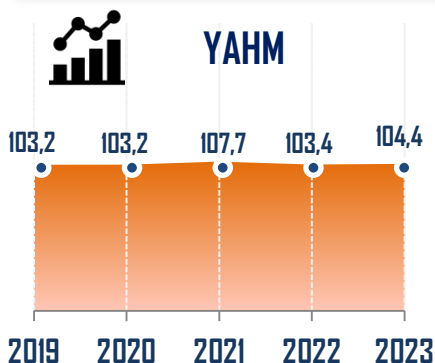


2019-2023- yillarning yanvar-iyun oylarida YAHMning tarmoqlar bo'yicha tarkibi (YAQQga nisbatan % da)

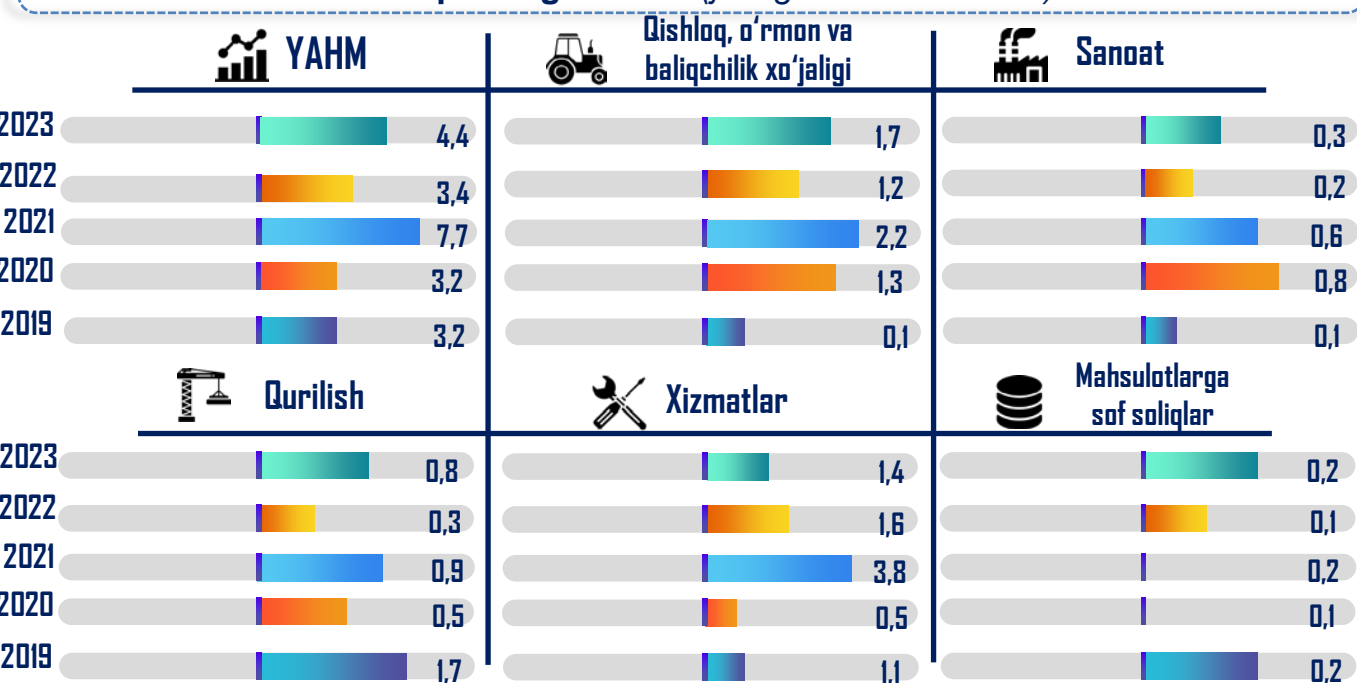


- Qishloq, o'rmon va baliqchilik xo'jaligi
- Sanoat
- Qurilish
- Xizmatlar

2019-2023- yillarning yanvar-iyun oylarida YAHM o'sish sur'atlari, o'tgan yilning mos davriga nisbatan % da

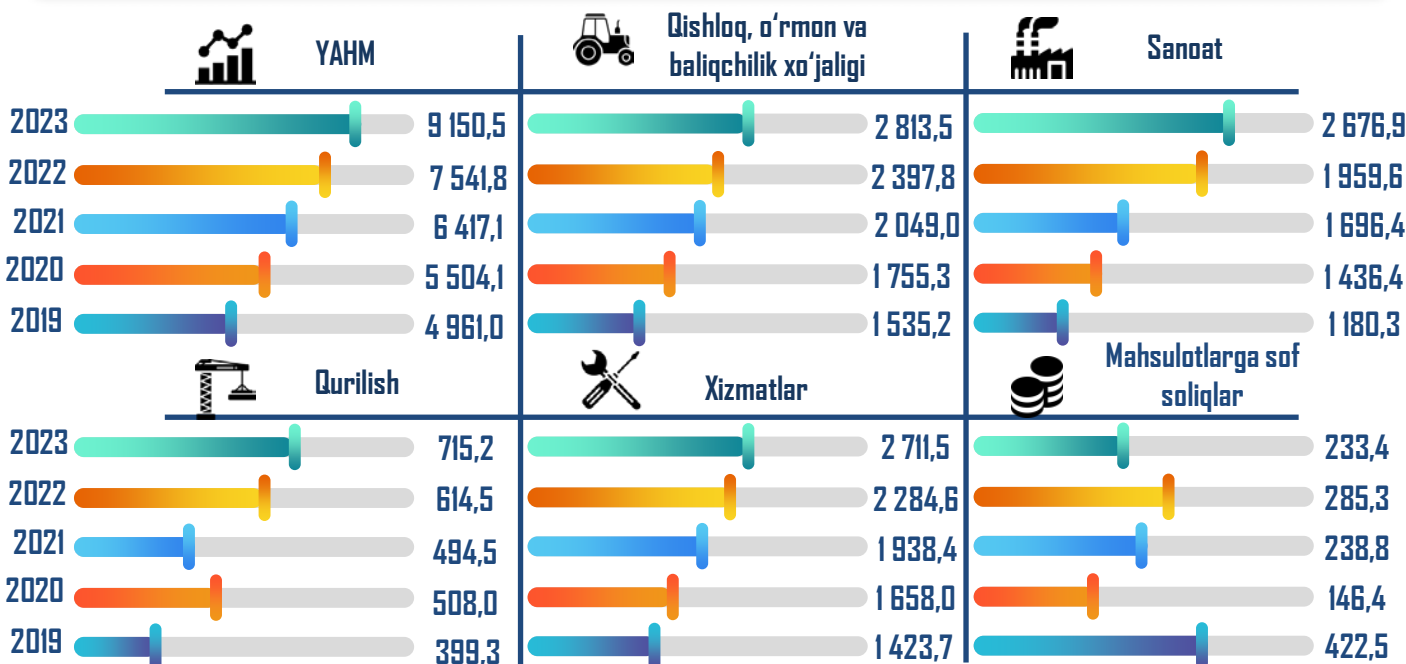


2019-2023- yillarning yanvar-iyun oylarida YAHM o'sishida tarmoqlarning hissi (jamiga nisbatan % da)

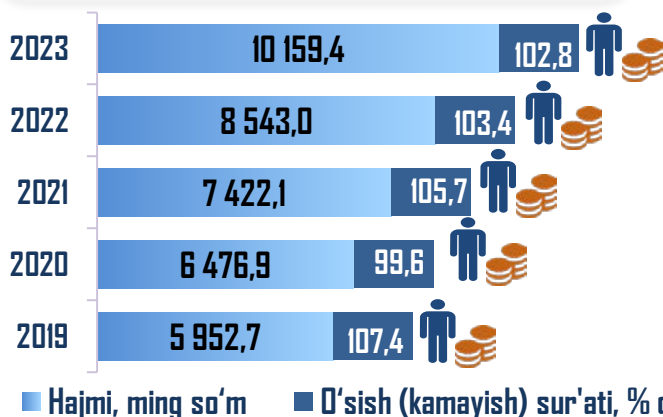


Sirdaryo viloyatida YAHM hajmi 9 150,5 mlrd. soʻmni tashkil etdi va 2022- yilning yanvar-iyun oylari maʼlumotlari bilan taqqoslaganda 4,9 % ga koʻpaydi. YAHMning oʻsishiga qishloq, oʻrmon va baliqchilik xoʻjaligida 105,3 % (YAHM tarkibidagi ulushi – 31,6 %), sanoatda 106,7 % (30,0 %), qurilishda 100,9 % (8,0 %) va xizmatlar sohasida 103,8 % (30,4 %) kuzatilgan ijobiy oʻsish surʼatlari taʼsir qildi. Aholi jon boshiga YAHM 10 159,4 ming soʻmni tashkil etdi va 2,8 % ga oʻsdi.

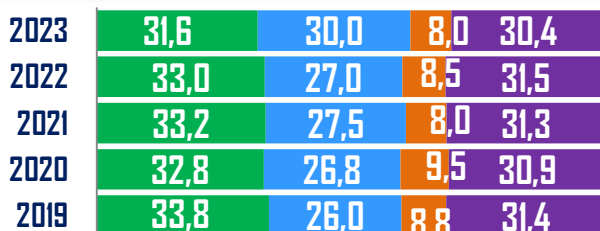
2019-2023- yillarning yanvar-iyun oylarida YAHM hajmi, mlrd. soʻm



2019-2023- yillarning yanvar-iyun oylarida aholi jon boshiga hisoblangan YAHM hajmi va oʻsish (kamayish) surʼatlari

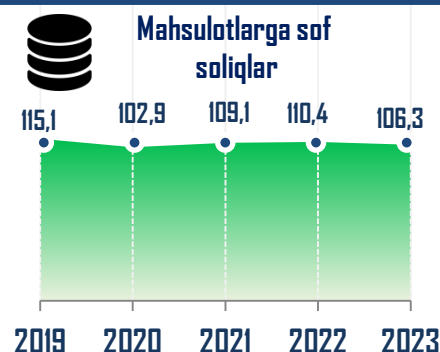
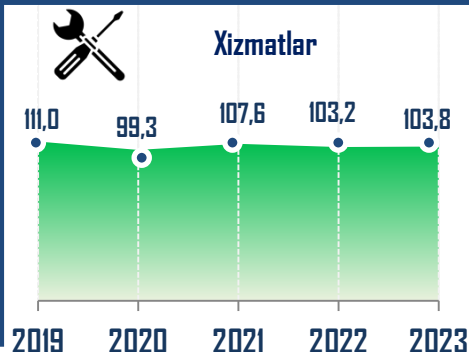
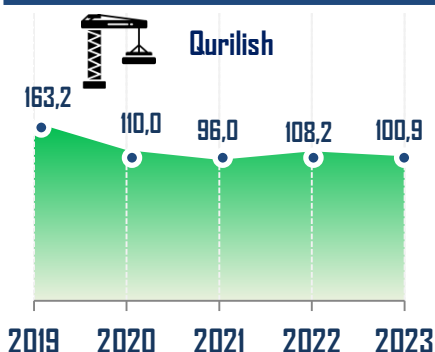
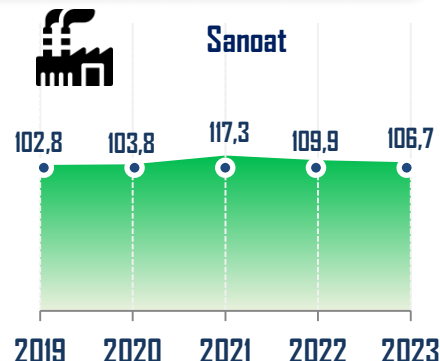
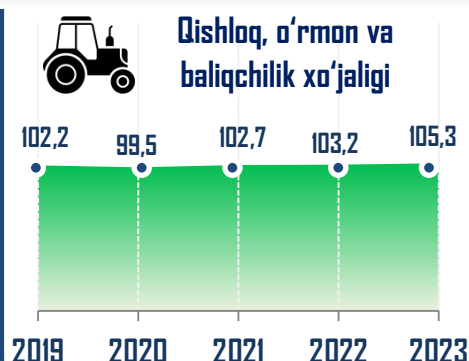
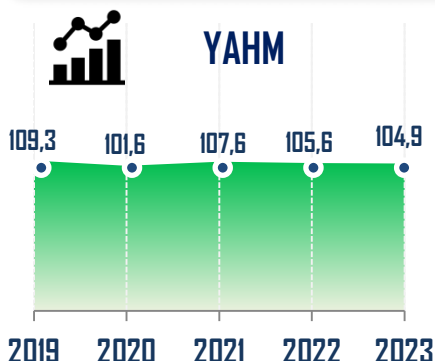


2019-2023- yillarning yanvar-iyun oylarida YAHMning tarmoqlar boʻyicha tarkibi (YAQQga nisbatan % da)

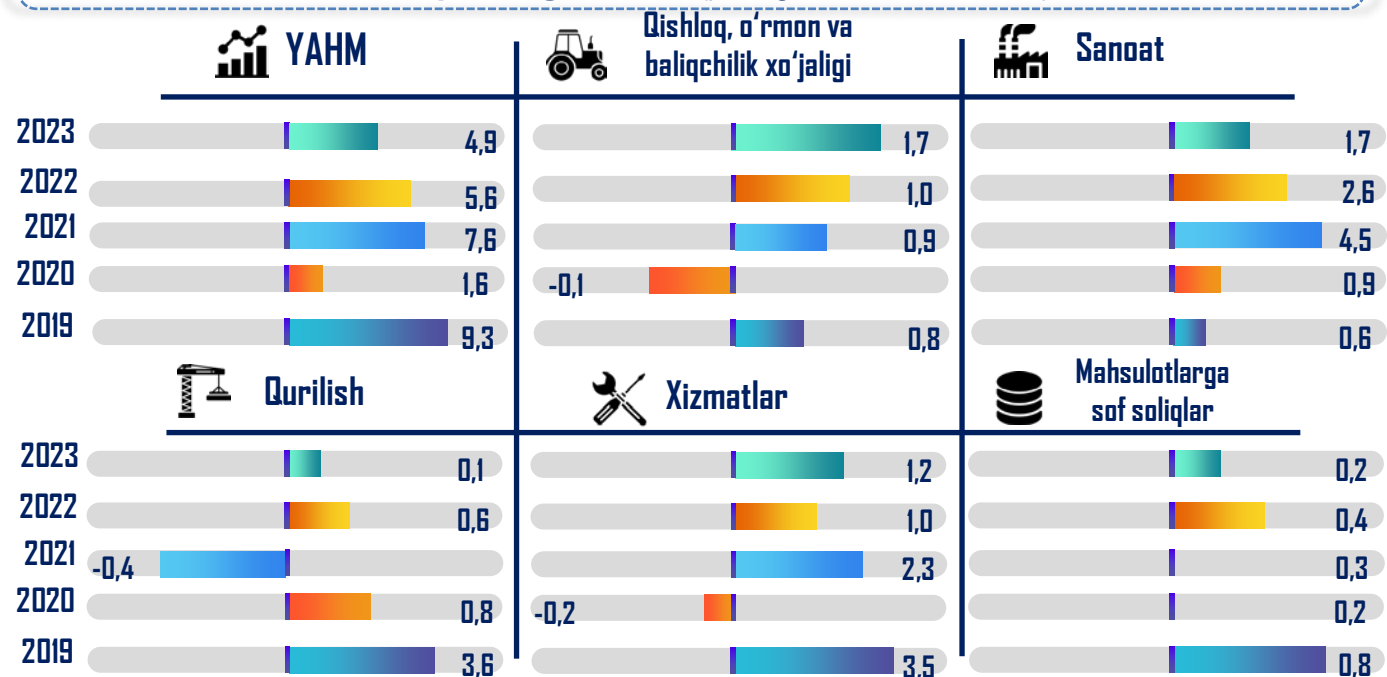


■ Qishloq, oʻrmon va baliqchilik xoʻjaligi
 ■ Sanoat
 ■ Qurilish
 ■ Xizmatlar

2019-2023- yillarning yanvar-iyun oylarida YAHM o'sish (kamayish) sur'atlari, o'tgan yilning mos davriga nisbatan % da

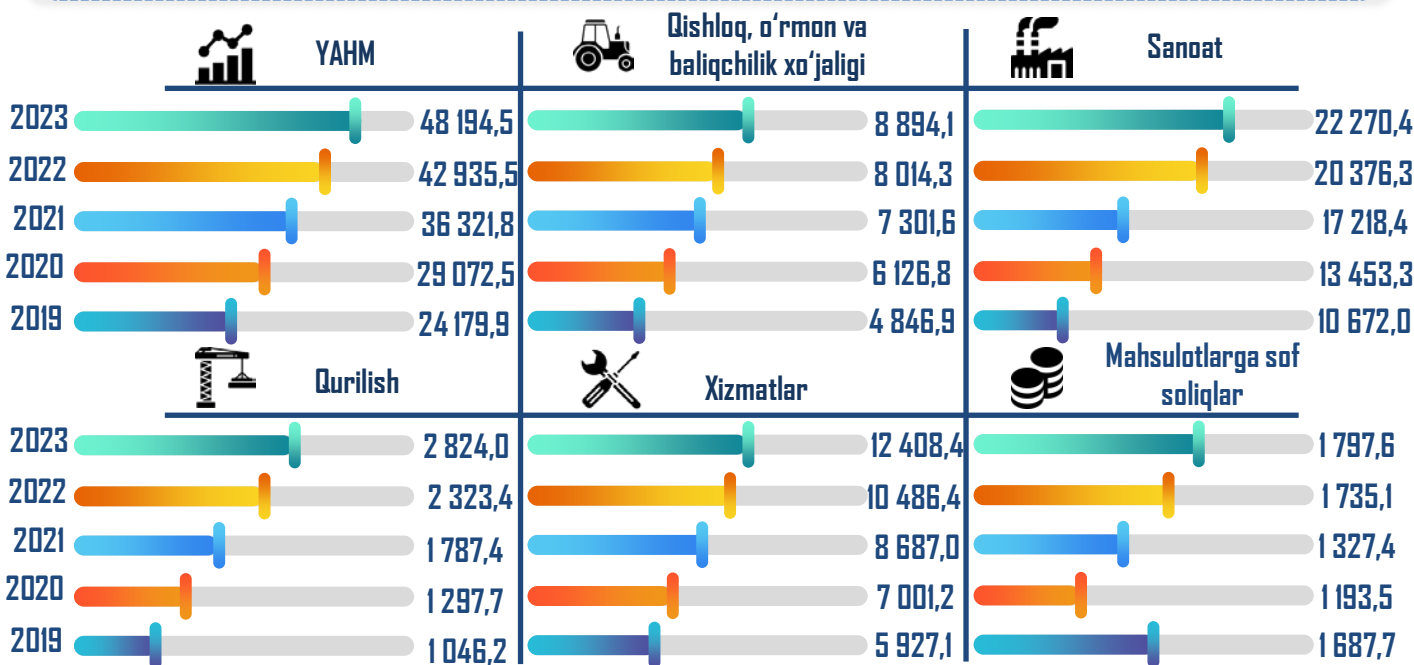


2019-2023- yillarning yanvar-iyun oylarida YAHM o'sishida tarmoqlarning hissi (jamiga nisbatan % da)

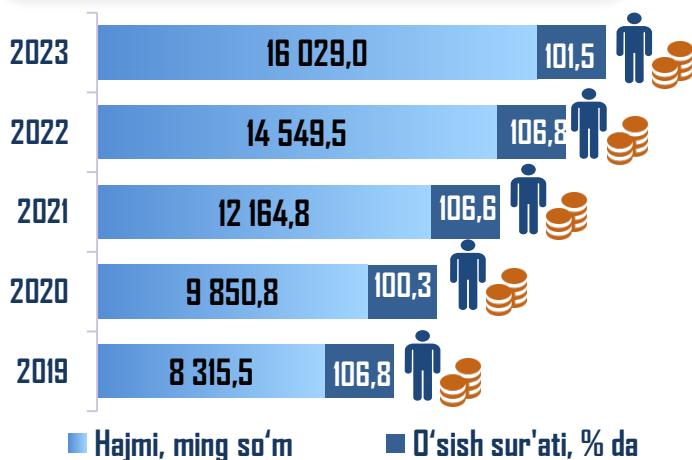


Toshkent viloyatida YAHM 3,4 % ga o'sgan holda 48 194,5 mlrd. so'mni tashkil etdi. Ushbu hududda qishloq, o'rmon va baliqchilik xo'jaligida **103,3 %** (YAHM tarkibidagi ulushi – **19,2 %**), sanoatda **103,2 % (48,0 %)**, qurilishda **108,1 % (6,1 %)** va xizmatlar sohasida **102,7 % (26,7 %)** ijobiy o'sish sur'atlari kuzatildi. Aholi jon boshiga YAHM 2022- yilning yanvar-iyuniga nisbatan **1,5 %** ga o'sdi va **16 029,0** ming so'mni tashkil etdi.

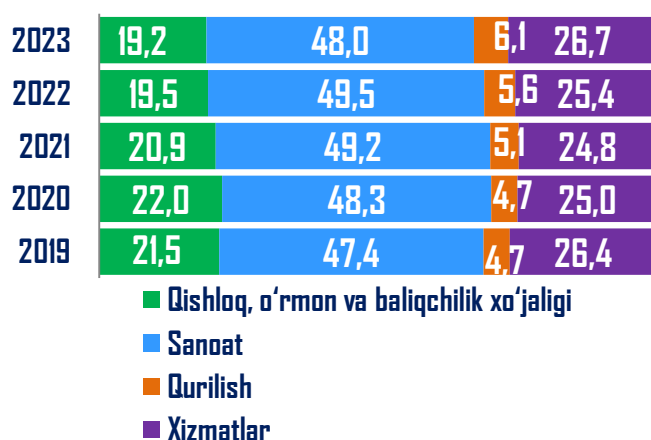
2019-2023- yillarning yanvar-iyun oylarida YAHM hajmi, mlrd. so'm



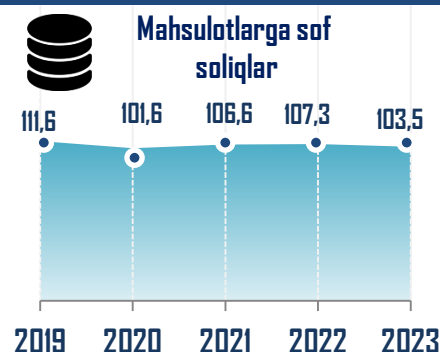
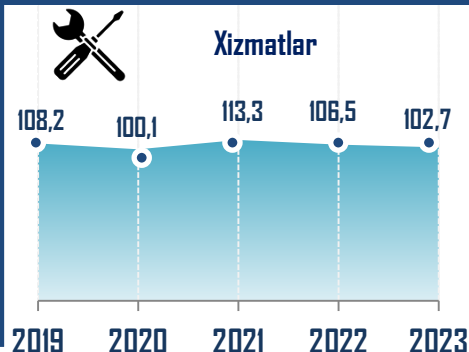
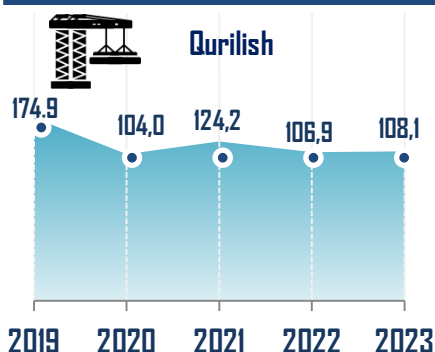
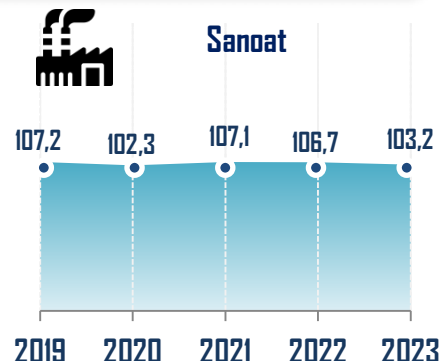
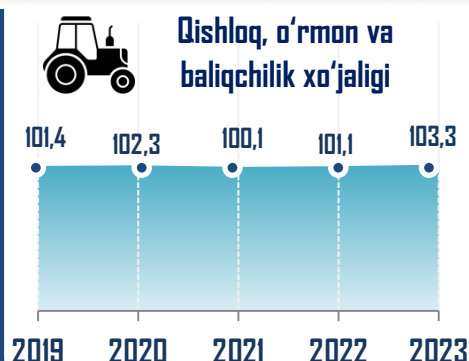
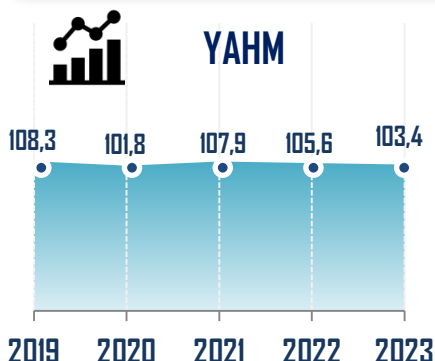
2019-2023- yillarning yanvar-iyun oylarida aholi jon boshiga hisoblangan YAHM hajmi va o'sish sur'atlari



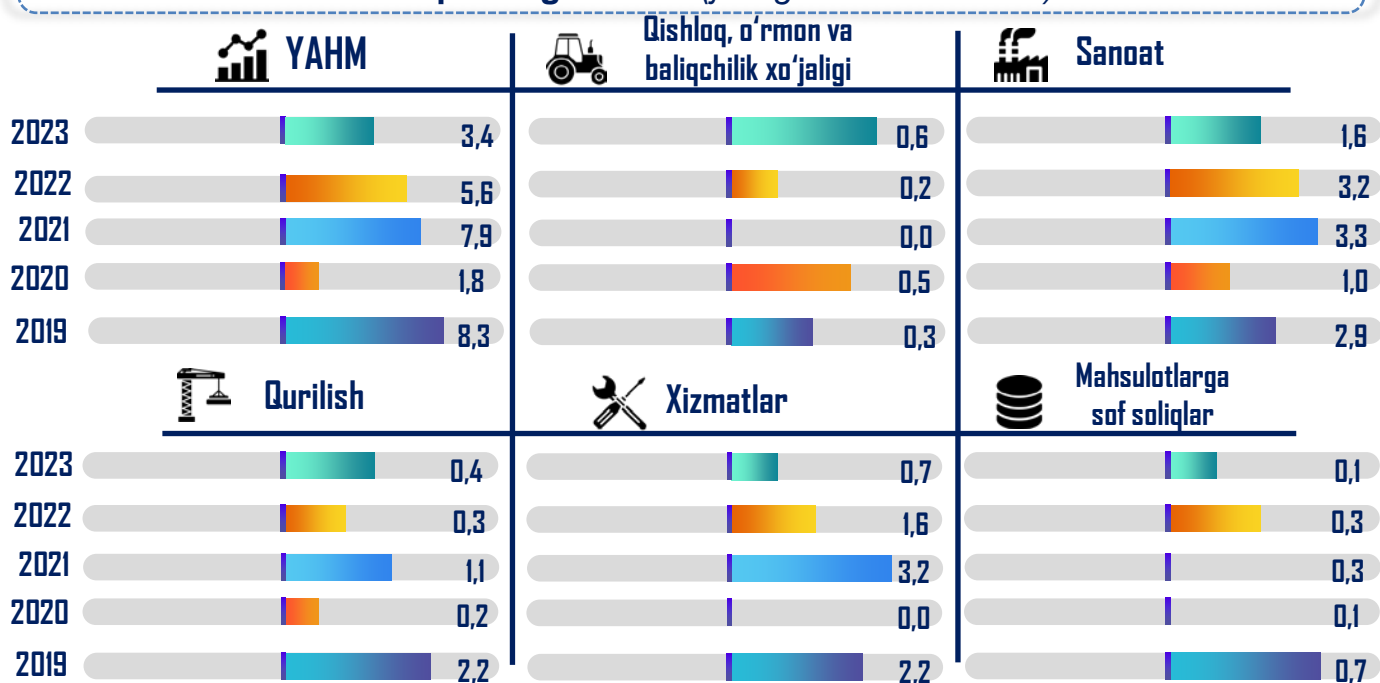
2019-2023- yillarning yanvar-iyun oylarida YAHMning tarmoqlar bo'yicha tarkibi (YAQQga nisbatan % da)



2019-2023- yillarning yanvar-iyun oylarida YAHM o'sish sur'atlari, o'tgan yilning mos davriga nisbatan % da

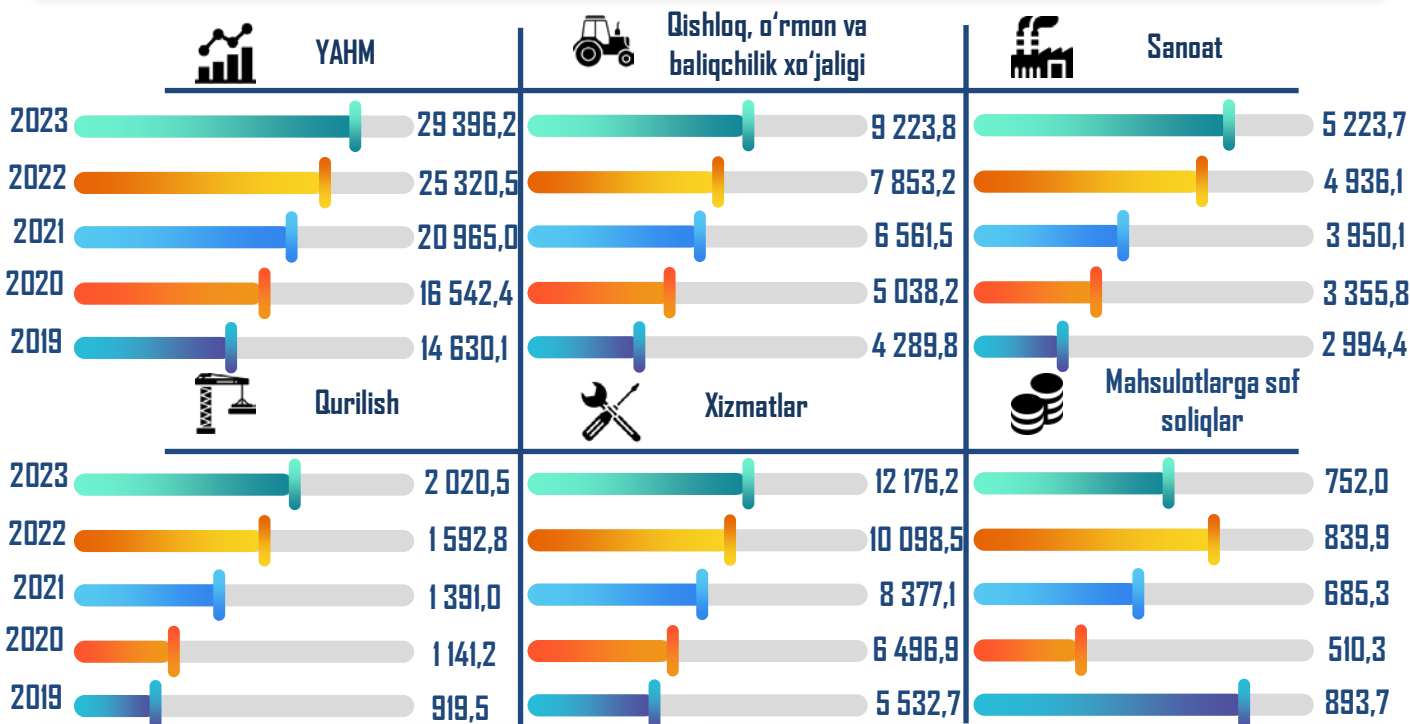


2019-2023- yillarning yanvar-iyun oylarida YAHM o'sishida tarmoqlarning hissi (jamiga nisbatan % da)

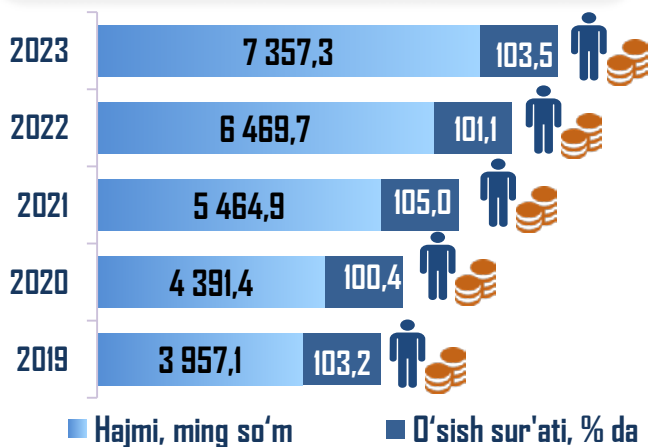


Farg'ona viloyatida YAHM hajmi 5,6 % ga o'sdi va 29 396,2 mlrd. so'mni tashkil etdi. O'sish sur'ati qishloq, o'rmon va baliqchilik xo'jaligida 104,4 % (YAHM tarkibidagi ulushi – 32,2 %), sanoatda 104,2 % (18,2 %), qurilishda 121,3 % (7,1 %) va xizmatlar sohasida 104,5 % (42,5 %)ni tashkil etdi. Aholi jon boshiga YAHM 3,5 % ga o'sdi va 7 357,3 ming so'mni tashkil etdi.

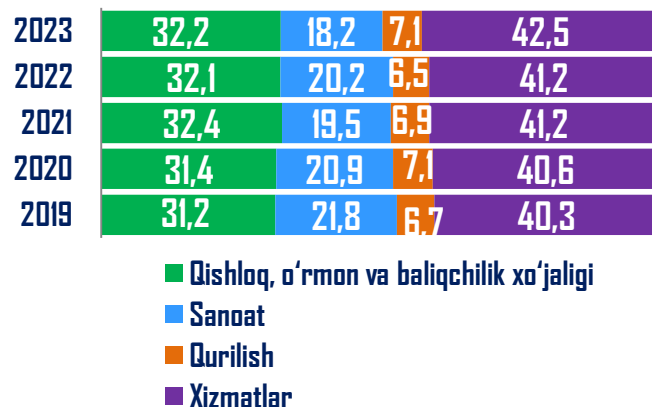
2019-2023- yillarning yanvar-iyun oylarida YAHM hajmi, mlrd. so'm



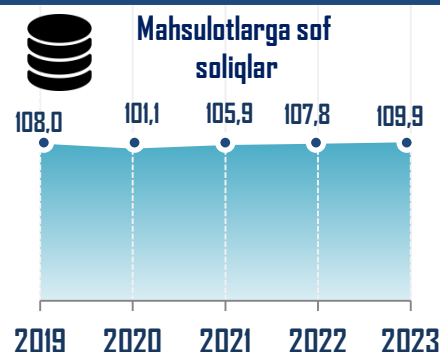
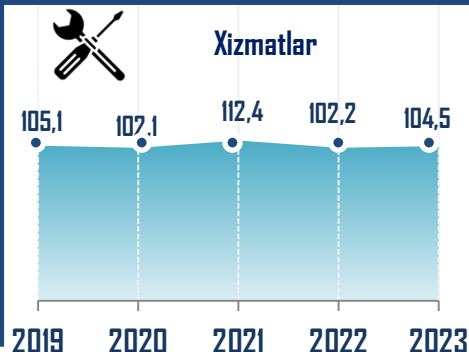
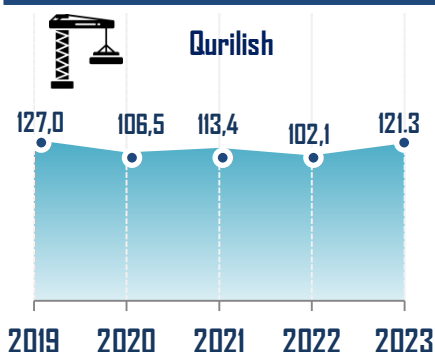
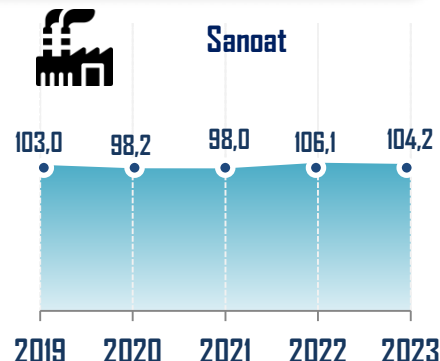

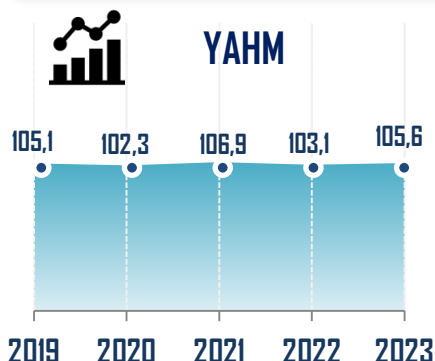
2019-2023- yillarning yanvar-iyun oylarida aholi jon boshiga hisoblangan YAHM hajmi va o'sish sur'atlari



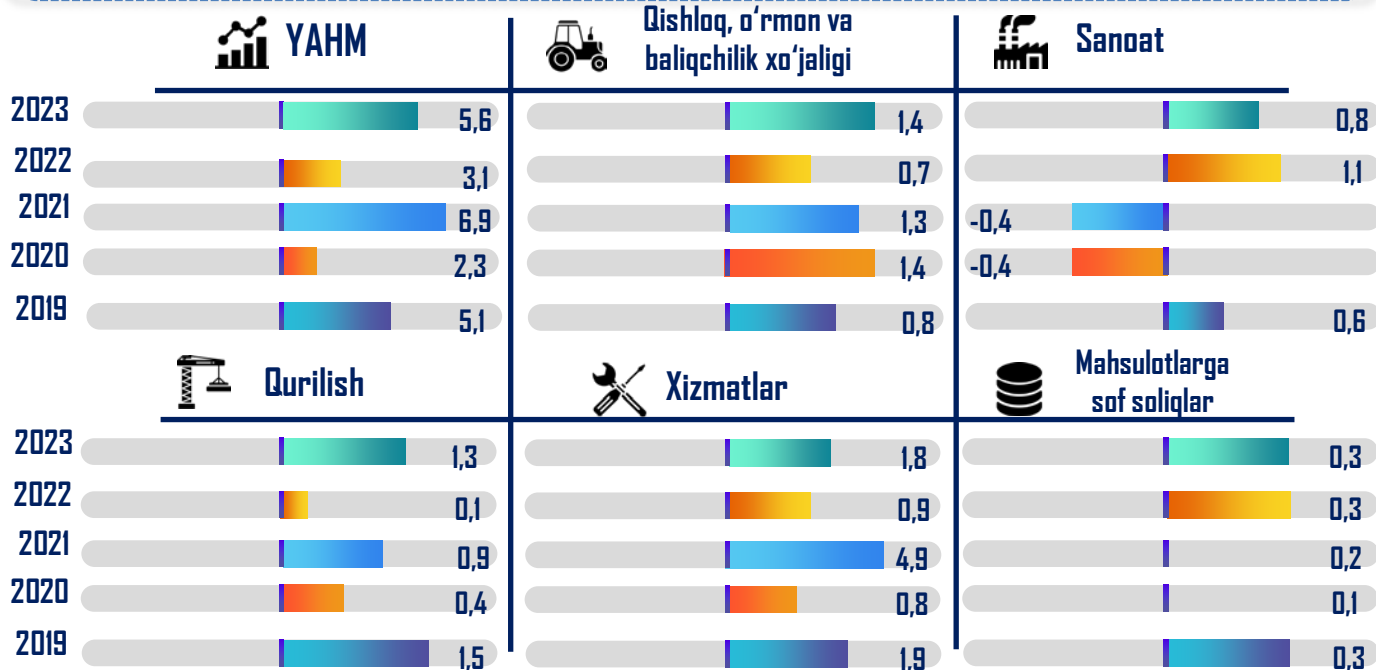
2019-2023- yillarning yanvar-iyun oylarida YAHMning tarmoqlar bo'yicha tarkibi (YAQQga nisbatan % da)



2019-2023- yillarning yanvar-iyun oylarida YAHM o'sish (kamayish) sur'atlari, o'tgan yilning mos davriga nisbatan % da

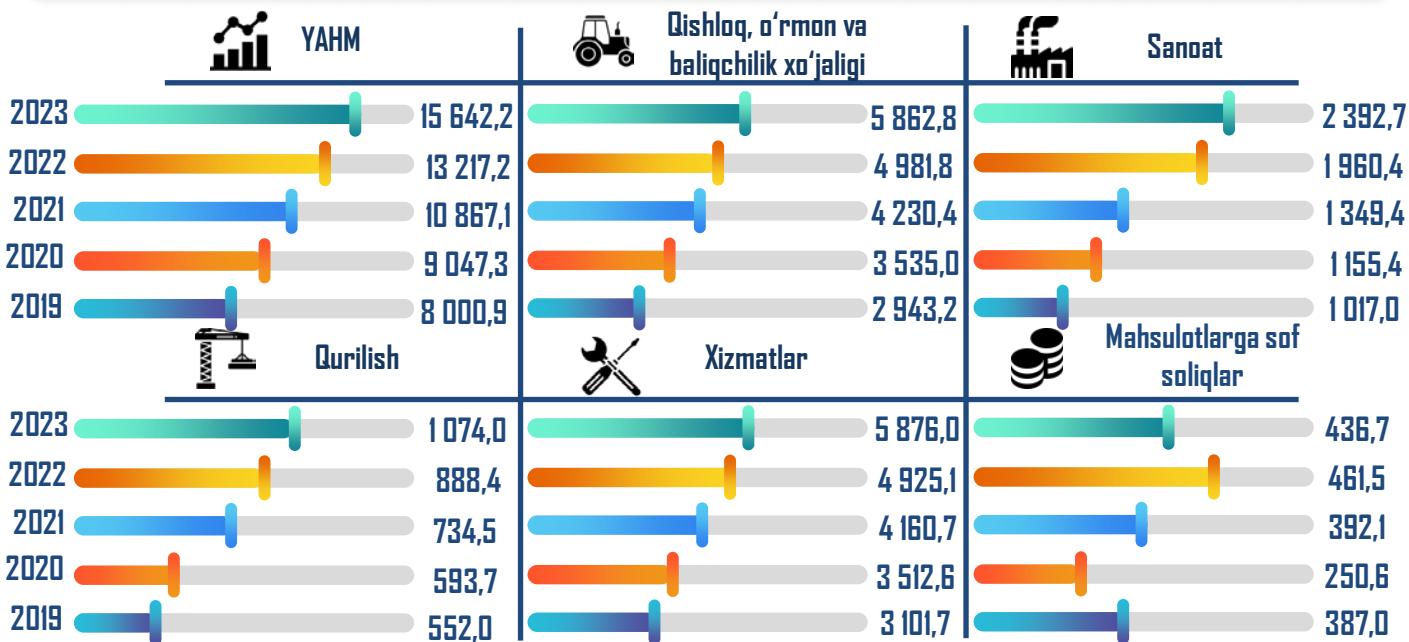


2019-2023- yillarning yanvar-iyun oylarida YAHM o'sishida tarmoqlarning hissi (jamiga nisbatan % da)

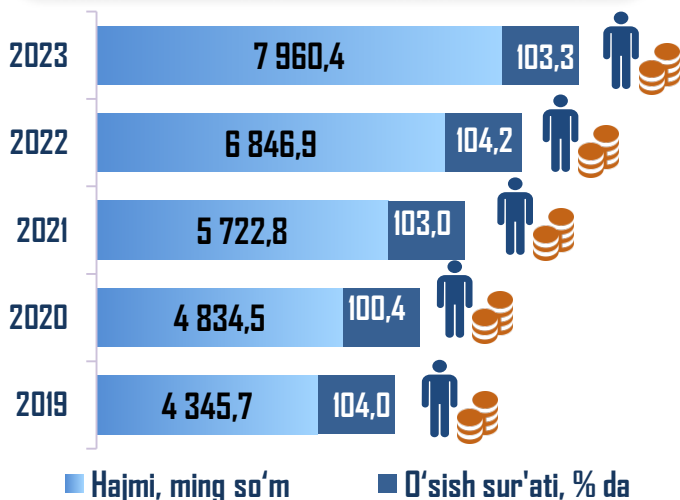


Xorazm viloyatida YAHM hajmi 5,2 % ga o'sdi va 15 642,2 mlrd. so'mni tashkil etdi. YAHMning o'sishi qishloq, o'rmon va baliqchilik xo'jaligida 106,3 % (YAHM tarkibidagi ulushi – 38,6 %), sanoatda 104,4 % (15,7 %), qurilishda 107,0 % (7,1 %) va xizmatlar sohasida 103,6 % (38,6%)ni tashkil etdi. Aholi jon boshiga YAHM 3,3 % ga o'sdi va 7 960,4 ming so'mni tashkil etdi.

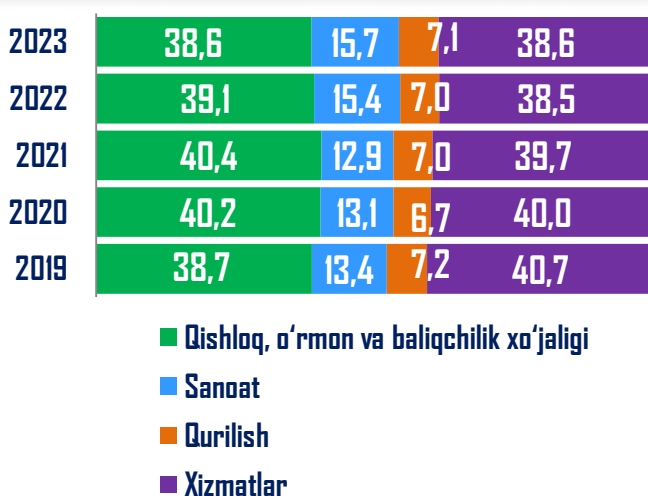
2019-2023- yillarning yanvar-iyun oylarida YAHM hajmi, mlrd. so'm



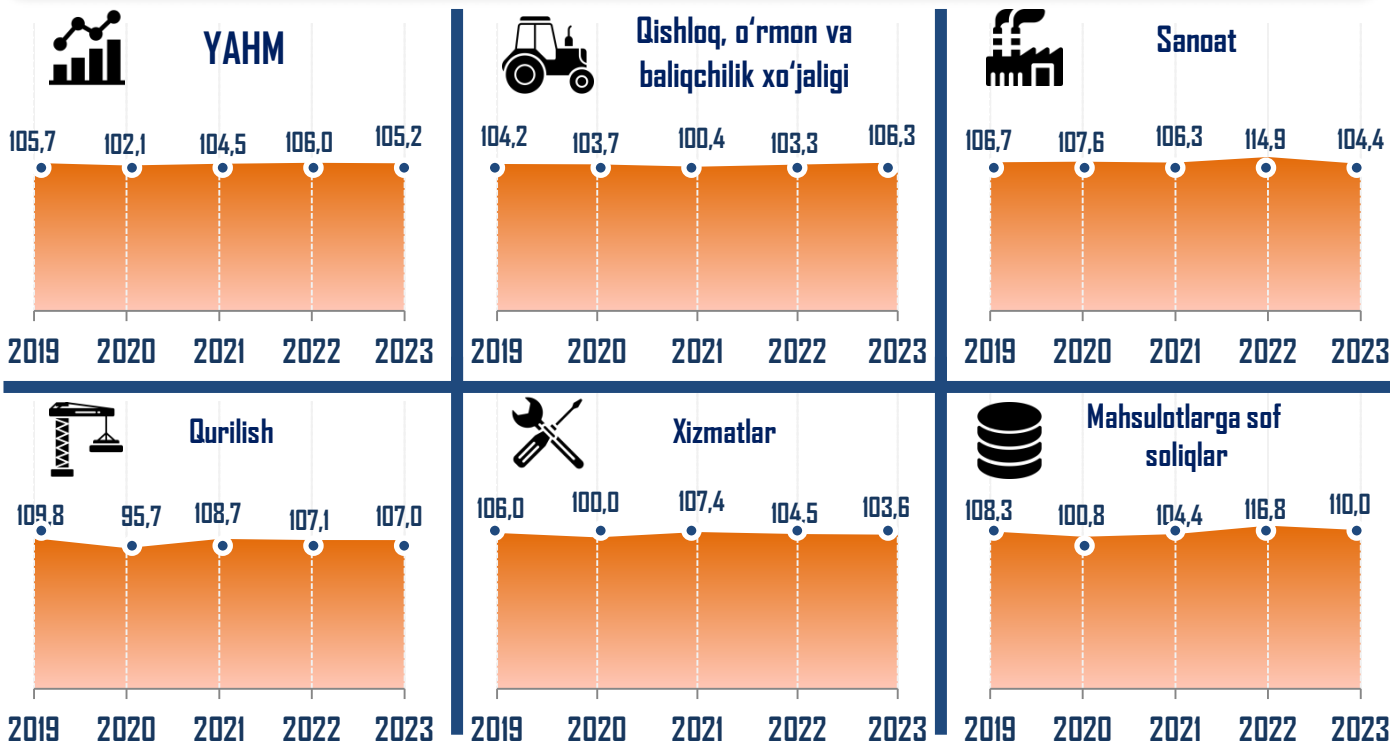
2019-2023- yillarning yanvar-iyun oylarida aholi jon boshiga hisoblangan YAHM hajmi va o'sish sur'atlari



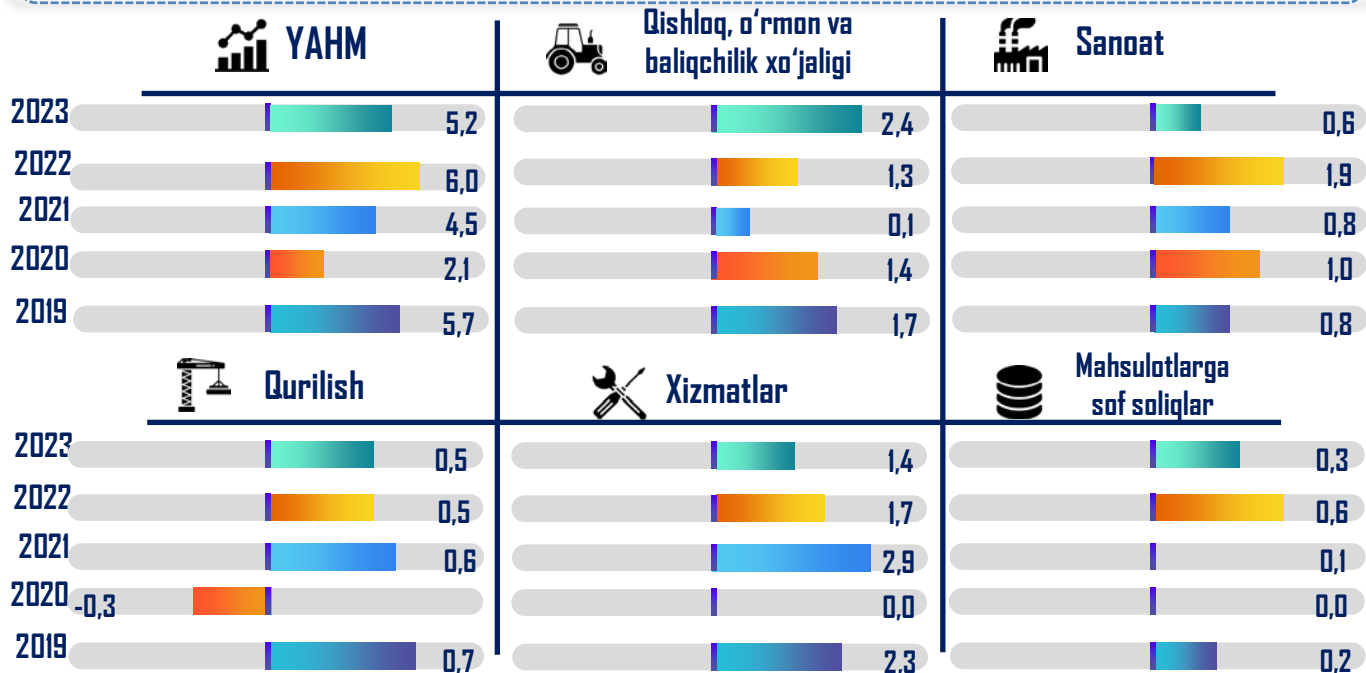
2019-2023- yillarning yanvar-iyun oylarida YAHMning tarmoqlar bo'yicha tarkibi (YAQQga nisbatan % da)



2019-2023- yillarning yanvar-iyun oylarida YAHM o'sish (kamayish) sur'atlari, o'tgan yilning mos davriga nisbatan % da

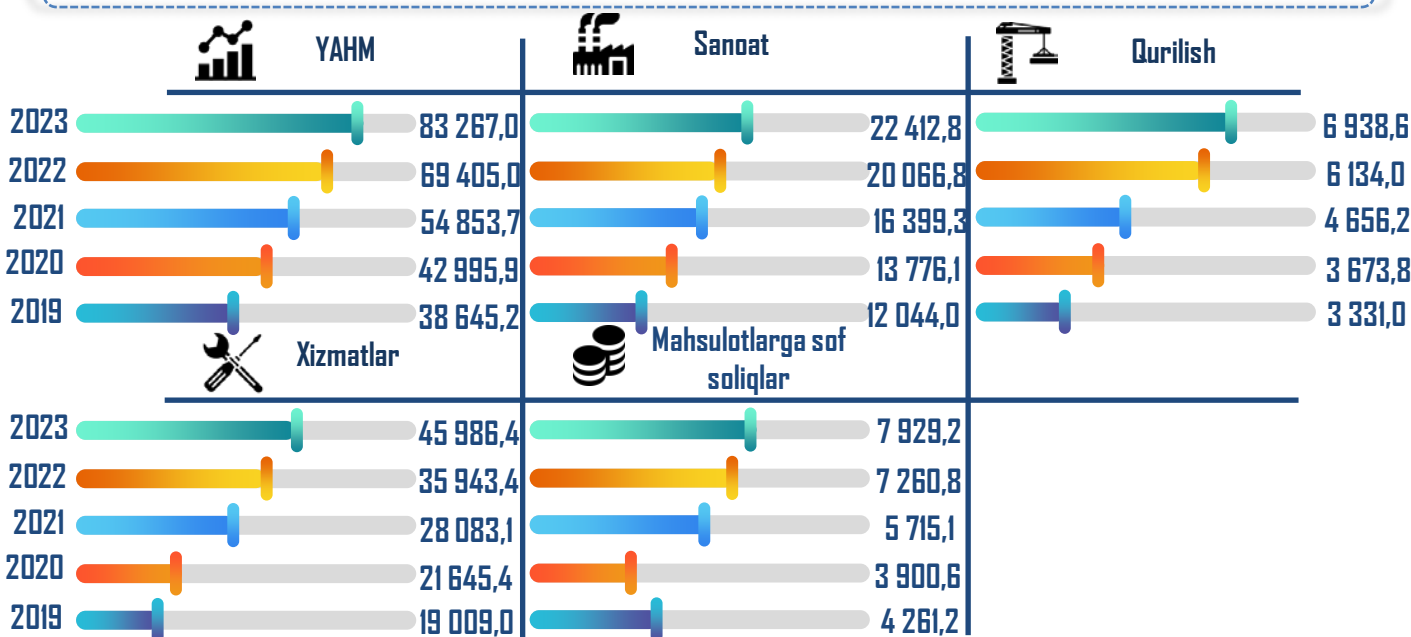


2019-2023- yillarning yanvar-iyun oylarida YAHM o'sishida tarmoqlarning hissi (jamiga nisbatan % da)

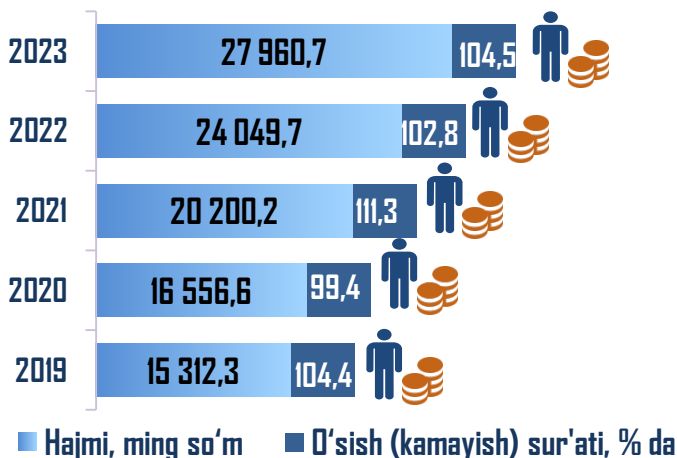


Toshkent shahrida YAHM hajmi **83 267,0** mlrd. so'mni tashkil etdi va 2022- yilning yanvar-iyun oylari bilan taqqoslaganda **7,9 %** ga o'sdi. Sanoat tarmog'ida **104,5 %** (YAHM tarkibidagi ulushi – **29,7 %**), qurilishda **100,1 %** (**9,2 %**) va xizmatlar sohasida **110,8 %** (**61,1 %**) o'sish sur'atlari kuzatildi. Aholi jon boshiga YAHM **27 960,7** ming so'mni tashkil etdi va **4,5 %** ga o'sdi.

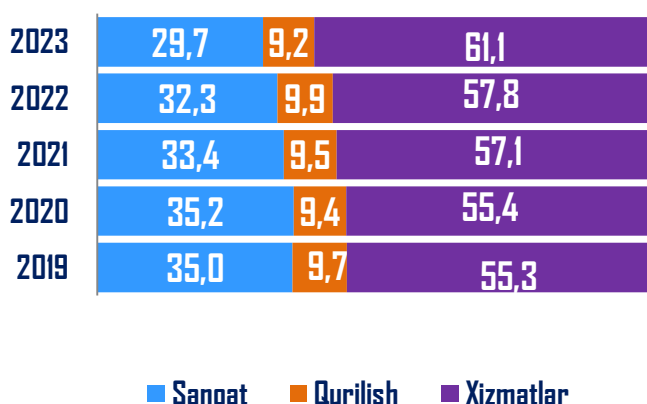
2019-2023- yillarning yanvar-iyun oylarida YAHM hajmi, mlrd. so'm



2019-2023- yillarning yanvar-iyun oylarida aholi jon boshiga hisoblangan YAHM hajmi va o'sish (kamayish) sur'atlari

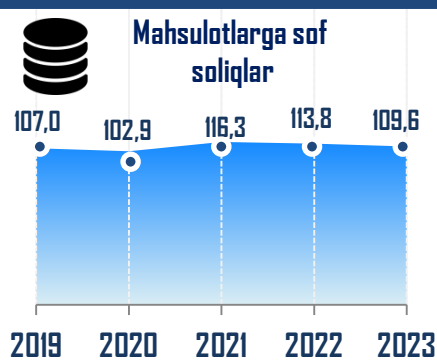
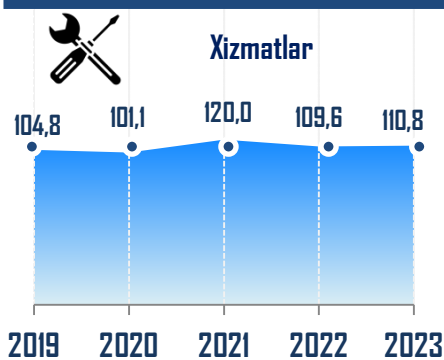
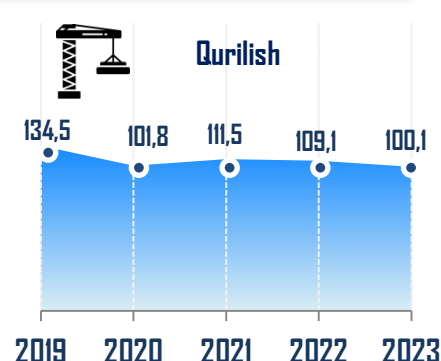
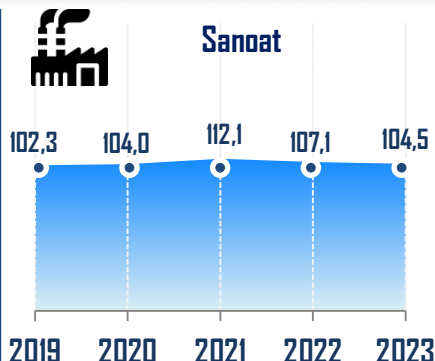
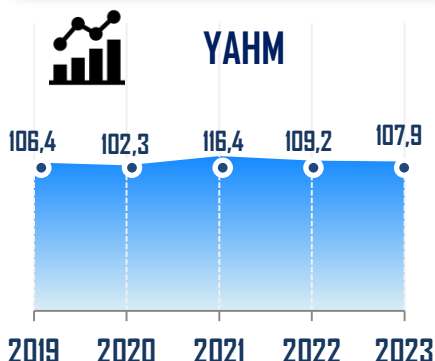


2019-2023- yillarning yanvar-iyun oylarida YAHMning tarmoqlar bo'yicha tarkibi (YAQQga nisbatan % da)

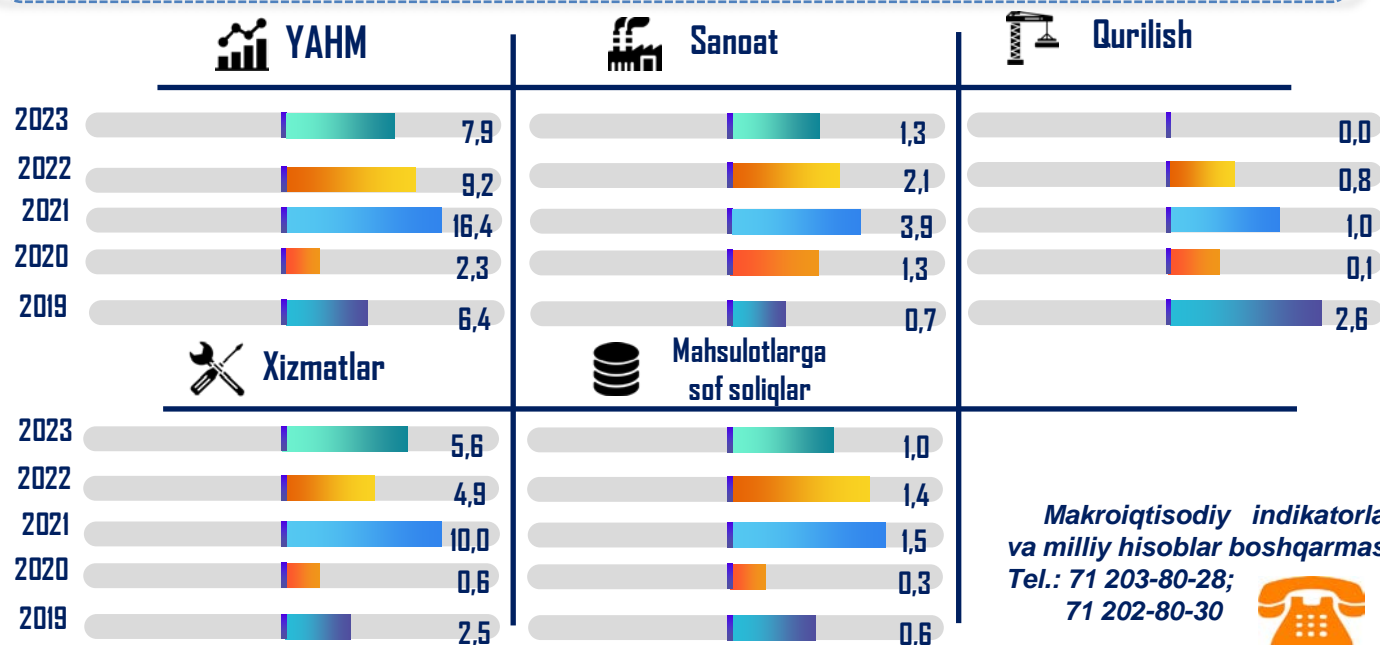


■ Sanoat ■ Qurilish ■ Xizmatlar

2019-2023- yillarning yanvar-iyun oylarida YAHM o'lish sur'atlari, o'tgan yilning mos davriga nisbatan % da



2019-2023- yillarning yanvar-iyun oylarida YAHM o'lishida tarmoqlarning hissasi (jamiga nisbatan % da)



Makroiqtisodiy indikatorlar
va milliy hisoblar boshqarmasi
Tel.: 71 203-80-28;
71 202-80-30

