



O'ZBEKISTON RESPUBLIKASI PREZIDENTI HUZURIDAGI STATISTIKA AGENTLIGI

2023- YILNING YANVAR-SENTABR OYLARIDA O'ZBEKISTON RESPUBLIKASIDA YALPI HUDUDiy MAHSULOTNI ISHLAB CHIQRISH



Statistika dasturiga muvofiq, O'zbekiston Respublikasi Prezidenti huzuridagi Statistika agentligi tomonidan 2023- yilning yanvar-sentabr oylari uchun Qoraqalpog'iston Respublikasi, viloyatlar va Toshkent shahri bo'yicha yalpi hududiy mahsulotni dastlabki baholash ishlari amalga oshirildi.

2023- yilning yanvar-sentabr oylarida YAIMni¹ shakllantirishda hududlarning ishtiroki (jamiga nisbatan % da)



✓ **Yalpi hududiy mahsulot (YAHM)** milliy hisoblar tizimining asosiy ko'rsatkichi bo'lib, muayyan davrda mintaqaning iqtisodiy hududida joylashgan rezident - institusional birliklar ishlab chiqarish faoliyatining yakuniy natijasini ifodalaydi.

¹ Bu yerda va keyingi o'rinlarda 2019-2022- yillarning yanvar-sentabr oylari uchun aniqlik kiritilgan ma'lumotlar keltirilgan.

2023- yilning yanvar-sentabr oylarida respublika bo'yicha YAIMning shakllanishida Toshkent shahri 17,3 % ulush bilan eng katta hissa qo'shdi. Toshkent va Navoiy viloyatlari 10,2 % va 7,6 % ko'rsatkichlari bilan keyingi o'rinlarni egallab turibdi. Respublika YAIMini shakllantirishda eng kam ulush Sirdaryo viloyati (2,0 %), Qoraqalpog'iston Respublikasi (2,9 %) va Jizzax viloyatiga (3,1 %) to'g'ri kelgan.

2023- yilning yanvar-sentabr oylarida kichik biznesning YAIM (YAHM)dagi ulushi (YAQQga nisbatan % da)

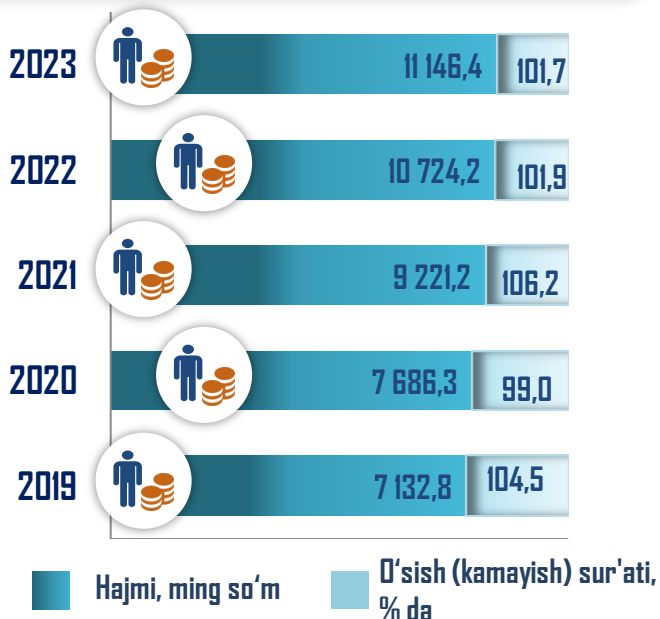


2023- yilning yanvar-sentabr oylari yakunlariga ko'ra, kichik biznesning respublika YAIMdagi ulushi 51,2 % ni tashkil etdi. Hududlarda kichik biznesning eng katta ulushi Surxondaryo (hududda yaratilgan yalpi qo'shilgan qiymat umumiy hajmining 76,7 % ini tashkil etgan), Jizzax (74,2 %), Buxoro (73,1 %) va Samarqand (73,1 %) viloyatlarida kuzatildi. Kichik biznesning eng kam ulushi Navoiy viloyati (26,7 %) va Toshkent shahrida (48,4 %) qayd etildi.

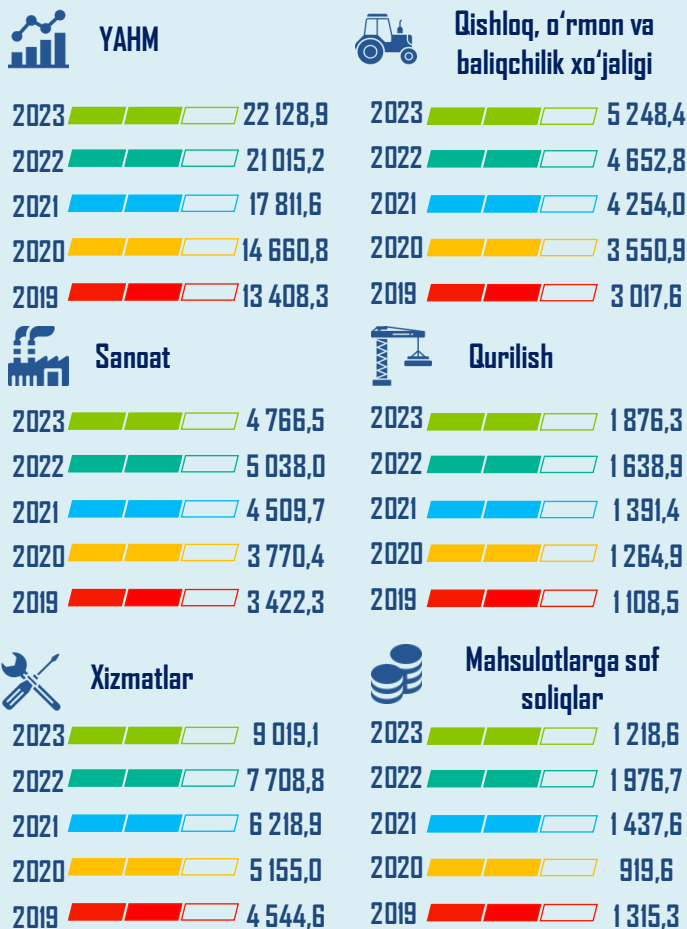


Dastlabki ma'lumotlarga ko'ra, 2023- yilning yanvar-sentabr oylarida **Qoraqalpog'iston Respublikasida** YAHM hajmi 2022- yilning yanvar-sentabriga nisbatan **3,1 %** ga o'sdi va **22 128,9** mlrd. so'mni tashkil etdi. Quyidagi asosiy tarmoqlarda ijobiy iqtisodiy o'sish kuzatildi: qishloq, o'rmon va baliqchilik xo'jaligida **104,3 %** (YAHM tarkibidagi ulushi – **25,1 %**), sanoatda **100,8 %** (**22,8 %**), qurilishda **108,1 %** (**9,0 %**) va xizmatlar sohasida **103,0 %** (**43,1 %**). Aholi jon boshiga YAHM **1,7 %** ga oshdi va **11 146,4** ming so'mni tashkil etdi.

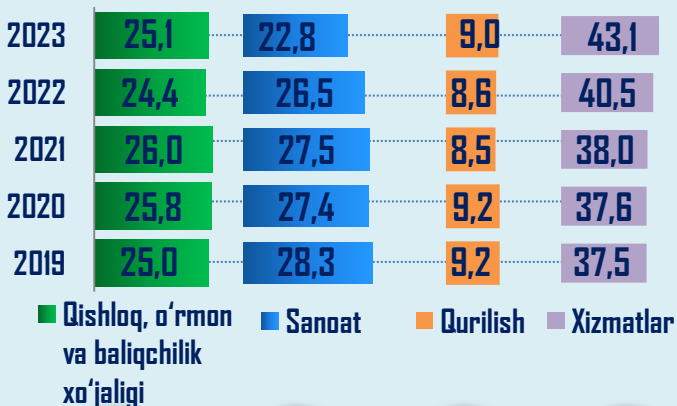
2019-2023- yillarning yanvar-sentabr oylarida aholi jon boshiga YAHM hajmi va o'sish (kamayish) sur'atlari



2019-2023- yillarning yanvar-sentabr oylarida YAHM hajmi, mlrd. so'm



2019-2023- yillarning yanvar-sentabr oylarida YAHMning tarmoqlar bo'yicha tarkibi (YAQQga nisbatan % da)

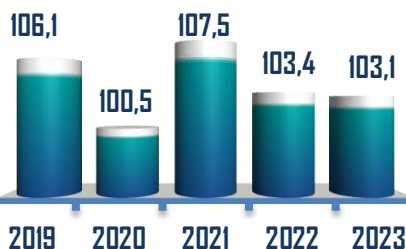




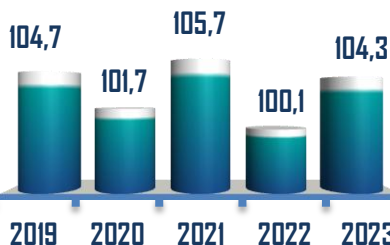
2019-2023- yillarning yanvar-sentabr oylarida YAHM o'sish (kamayish) sur'atlari, o'tgan yilning mos davriga nisbatan % da



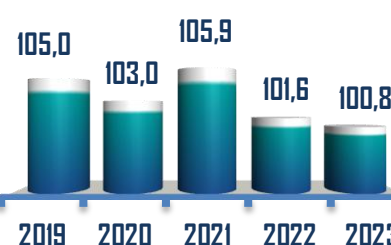
YAHM



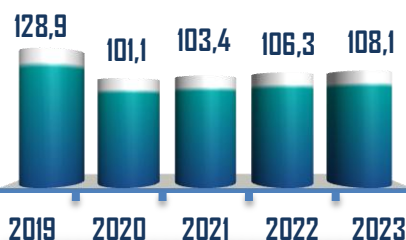
Qishloq, o'rmon va baliqchilik xo'jaligi



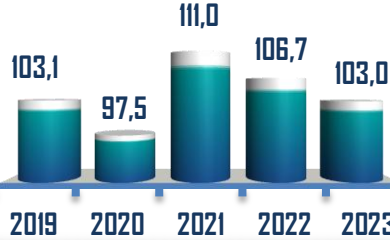
Sanoat



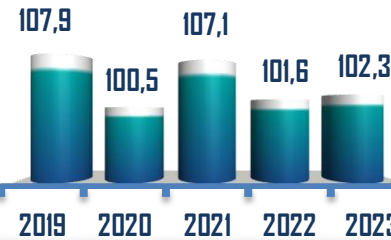
Qurilish



Xizmatlar

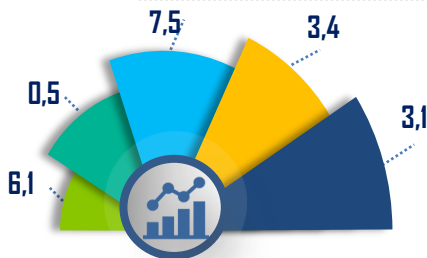


Mahsulotlarga sof soliqlar

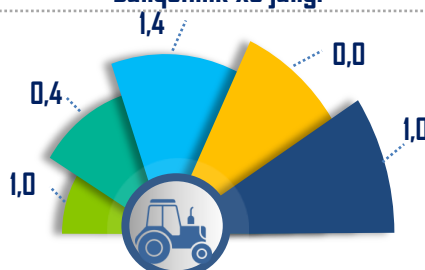


2019-2023- yillarning yanvar-sentabr oylarida YAHM o'sishida tarmoqlarning hissasi (jamiga nisbatan % da)

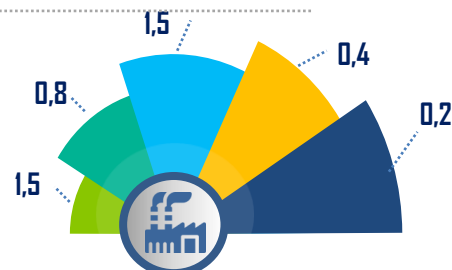
YAHM



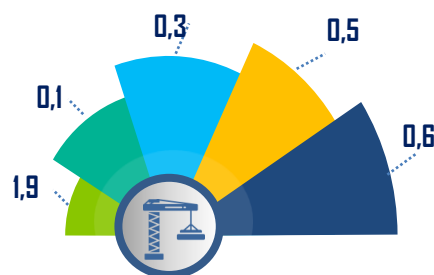
Qishloq, o'rmon va baliqchilik xo'jaligi



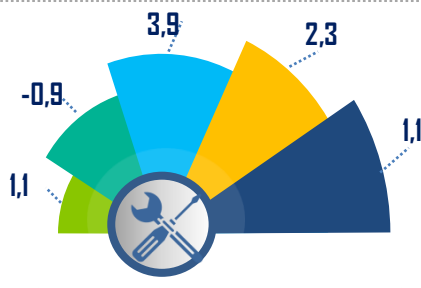
Sanoat



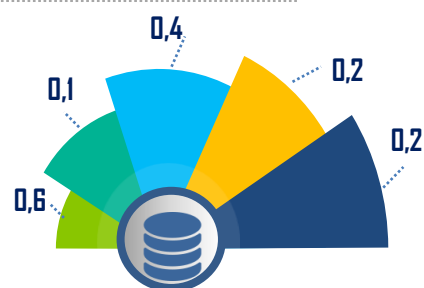
Qurilish



Xizmatlar



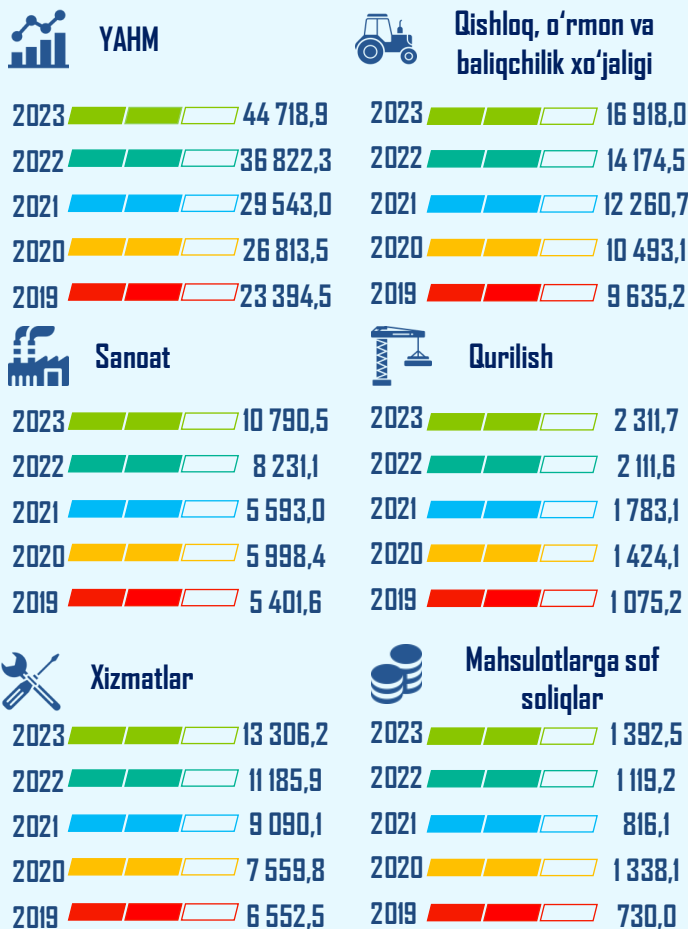
Mahsulotlarga sof soliqlar



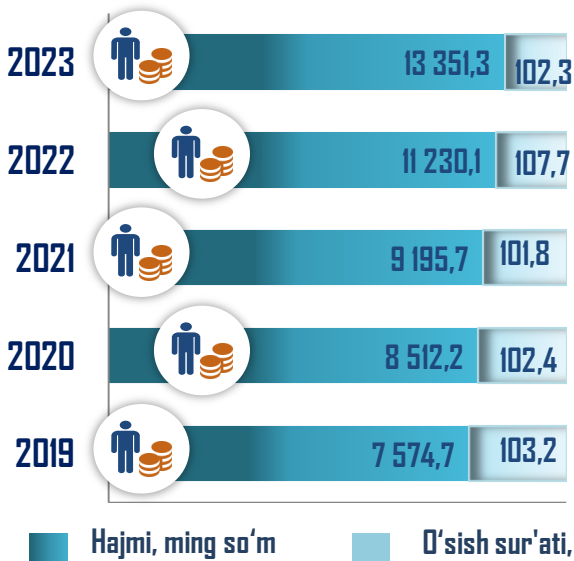
2019 2020 2021 2022 2023

Andijon viloyatida YAHM hajmi joriy narxlarda **44 718,9** mlrd. so‘mni tashkil etdi va 2022- yilning yanvar-sentabr oylari bilan taqqoslaganda **4,5 %** ga o‘tdi. Quyidagi asosiy tarmoqlarda ijobiy o‘shish kuzatildi: qishloq, o‘rmon va baliqchilik xo‘jaligida **103,7 %** (YAHM tarkibidagi ulushi – **39,0 %**), sanoatda **106,1 %** (**24,9 %**), qurilishda **104,0 %** (**5,3 %**) va xizmatlar sohasida **103,9 %** (**30,8 %**)ni tashkil etdi. Aholi jon boshiga hisoblangan YAHM **13 351,3** ming so‘mni tashkil etdi va 2022- yilning yanvar-sentabriga nisbatan **2,3%** ga o‘tdi.


2019-2023- yillarning yanvar-sentabr oylarida YAHM hajmi, mlrd. so‘m



2019-2023- yillarning yanvar-sentabr oylarida aholi jon boshiga YAHM hajmi va o‘shish sur‘atlari



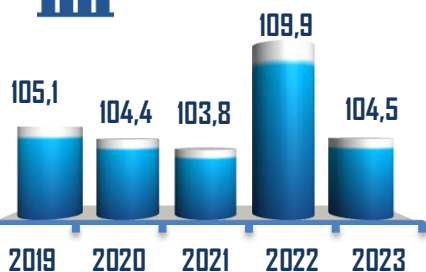
2019-2023- yillarning yanvar-sentabr oylarida YAHMning tarmoqlar bo‘yicha tarkibi (YAQQga nisbatan % da)



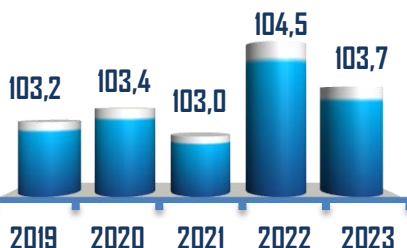
2019-2023- yillarning yanvar-sentabr oylarida YAHM o'sish (kamayish) sur'atlari, o'tgan yilning mos davriga nisbatan % da



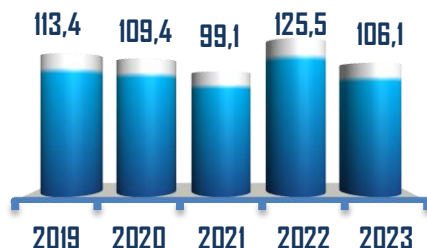
YAHM



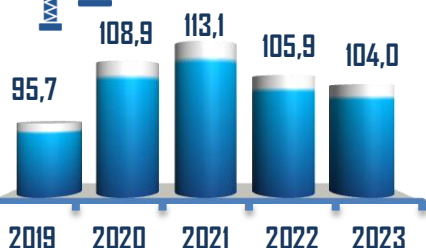
Qishloq, o'rmon va baliqchilik xo'jaligi



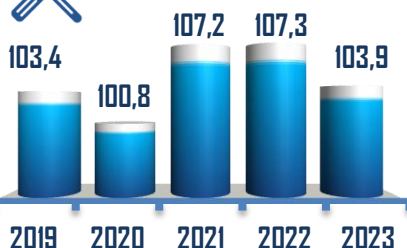
Sanoat



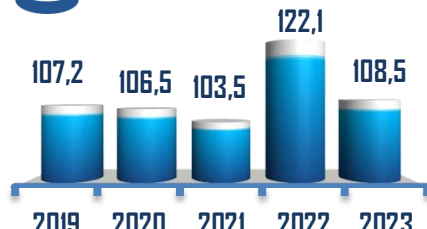
Qurilish



Xizmatlar

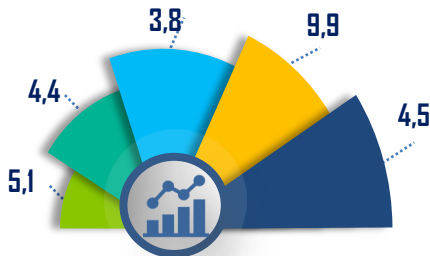


Mahsulotlarga sof soliqlar



2019-2023- yillarning yanvar-sentabr oylarida YAHM o'sishida tarmoqlarning hissi (jamiga nisbatan % da)

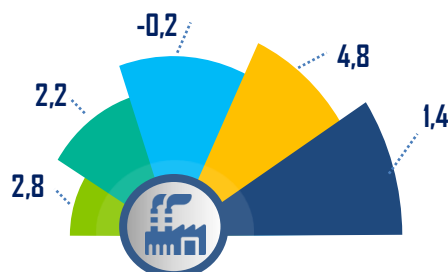
YAHM



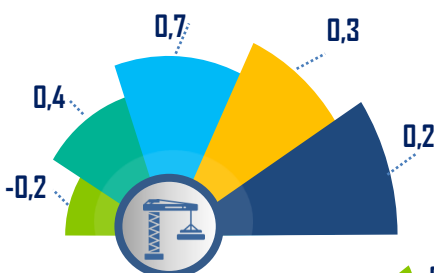
Qishloq, o'rmon va baliqchilik xo'jaligi



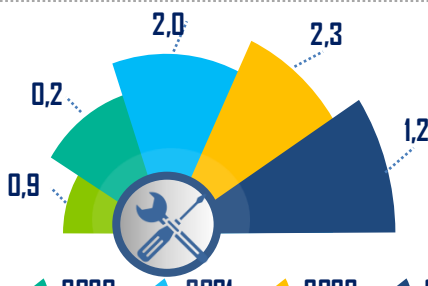
Sanoat



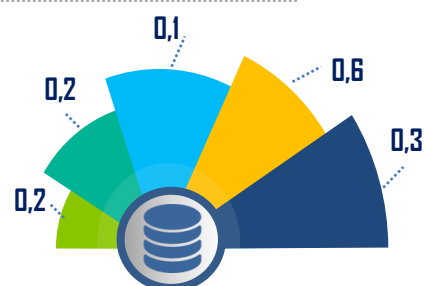
Qurilish



Xizmatlar



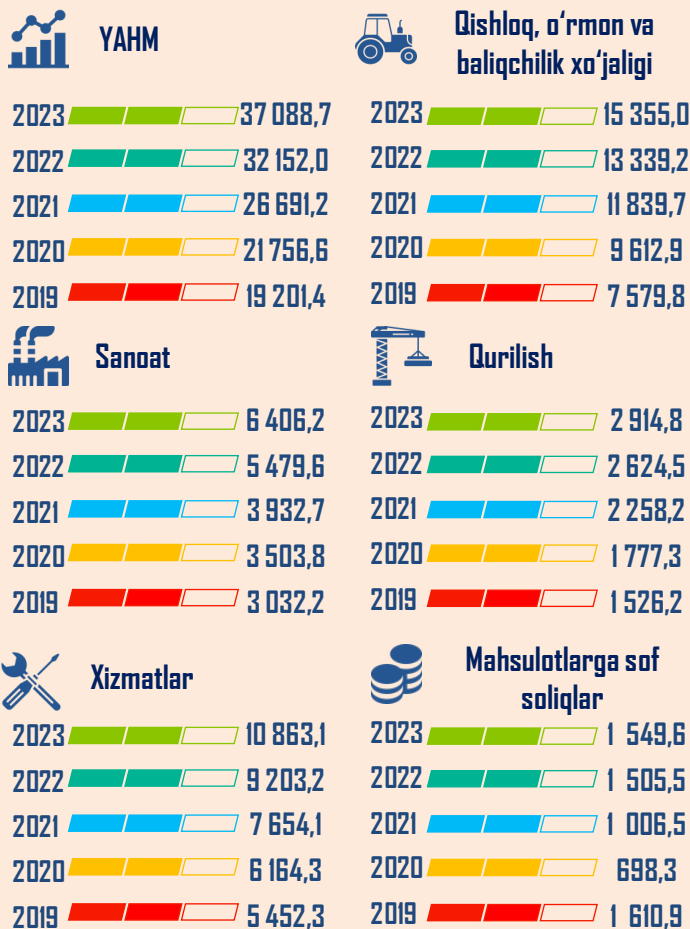
Mahsulotlarga sof soliqlar




2019 2020 2021 2022 2023

Buxoro viloyatida YAHM 37 088,7 mlrd. soʻmni tashkil etdi va 2022- yilning yanvar-sentabri bilan taqqoslaganda **4,3 %** ga oʻsdi. Oʻsish surʼatlari qishloq, oʻrmon va baliqchilik xoʻjaligida **103,7 %** (YAHM tarkibidagi ulushi – **43,2 %**), sanoatda **106,0 %** (**18,0 %**), qurilishda **102,9 %** (**8,2 %**) va xizmatlarda **104,3 %** (**30,6%**)ni tashkil etdi. Aholi jon boshiga YAHM **2,6 %** ga oʻsdi va **18 339,9** ming soʻmni tashkil etdi.

2019-2023- yillarning yanvar-sentabr oylarida YAHM hajmi, mlrd. soʻm




2019-2023- yillarning yanvar-sentabr oylarida aholi jon boshiga YAHM hajmi va oʻsish surʼatlari

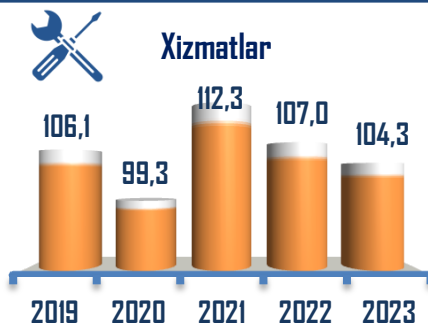
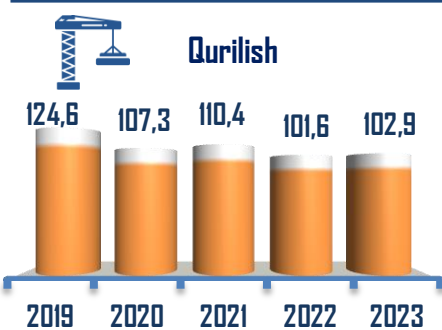
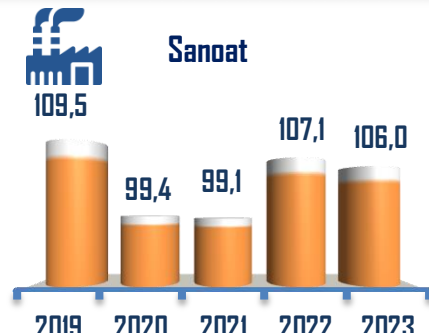
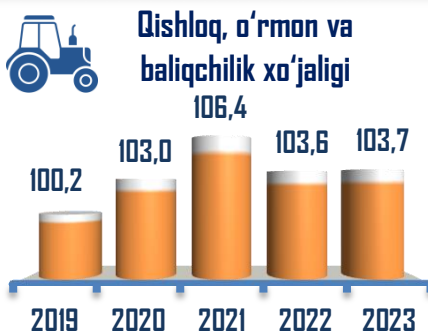
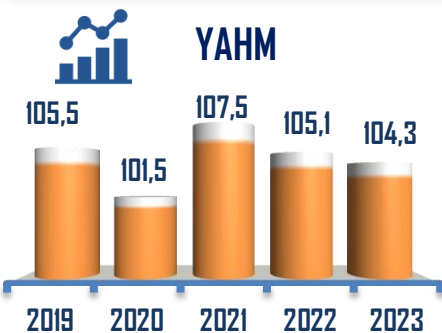


Hajmi, ming soʻm Oʻsish surʼati, % da

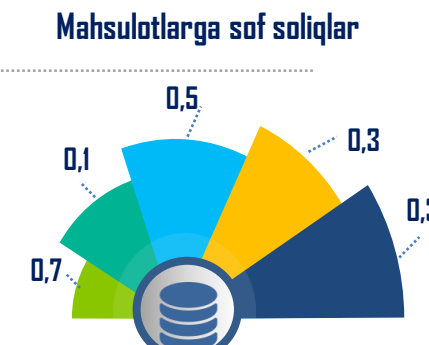
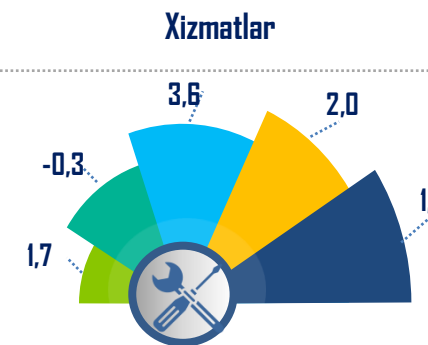
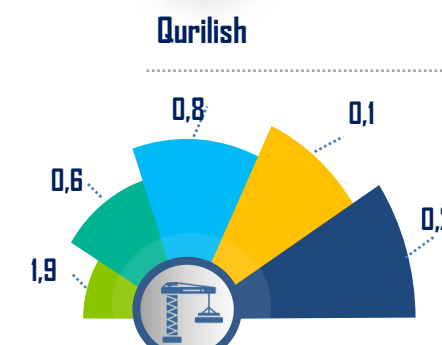
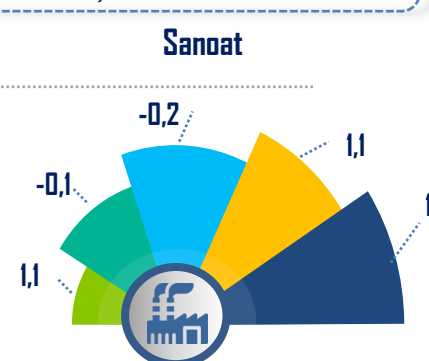
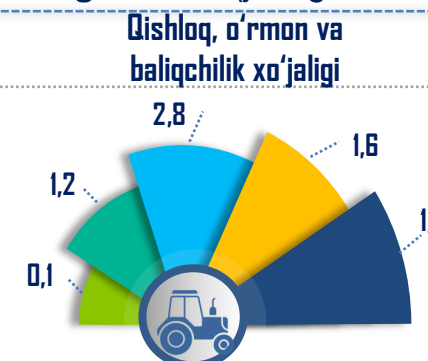
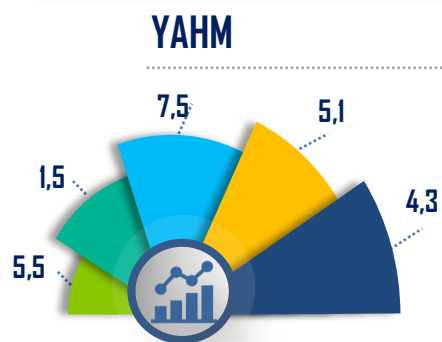
2019-2023- yillarning yanvar-sentabr oylarida YAHMning tarmoqlar boʻyicha tarkibi (YAQQga nisbatan % da)



2019-2023- yillarning yanvar-sentabr oylarida YAHM o'sish (kamayish) sur'atlari, o'tgan yilning mos davriga nisbatan % da

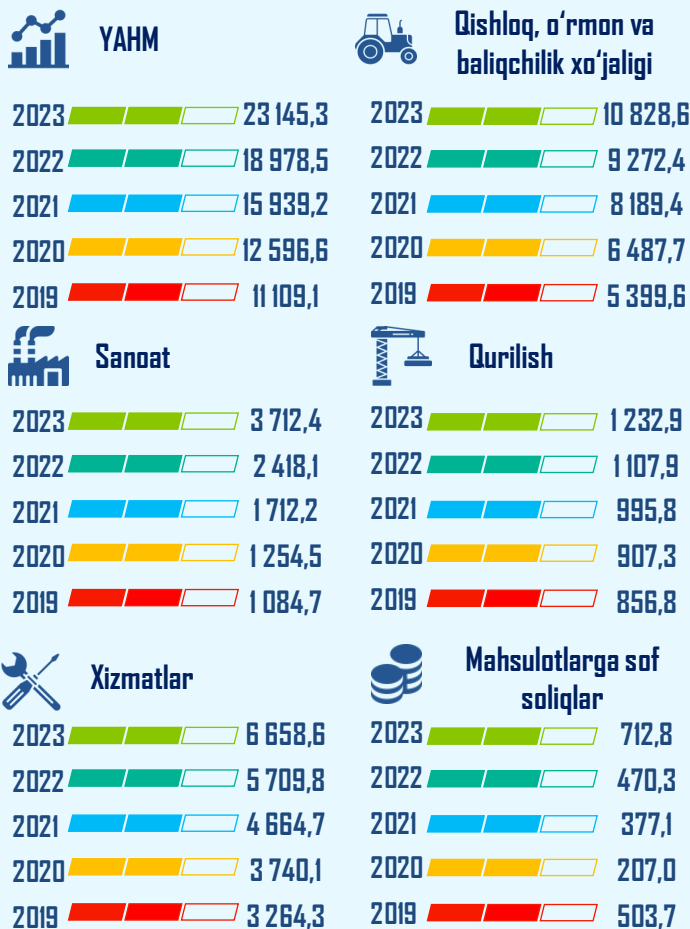


2019-2023- yillarning yanvar-sentabr oylarida YAHM o'sishida tarmoqlarning hissi (jamiga nisbatan % da)




Jizzax viloyatida YAHM hajmi 4,7 % ga o'sdi va 23 145,3 mlrd. so'mni tashkil etdi. YAHMning tarmoqlar tarkibida o'sish sur'atlari: qishloq, o'rmon va baliqchilik xo'jaligida **105,1 %** (YAHM tarkibidagi ulushi – **48,3 %**), sanoatda **107,3 %** (**16,5 %**), qurilishda **105,0 %** (**5,5 %**) va xizmatlar sohasida **102,6 %** (**29,7 %**)ni tashkil etdi. Aholi jon boshiga YAHM **2,4 %** ga o'sdi va **15 557,8** ming so'mni tashkil etdi.

2019-2023- yillarning yanvar-sentabr oylarida YAHM hajmi, mlrd. so'm

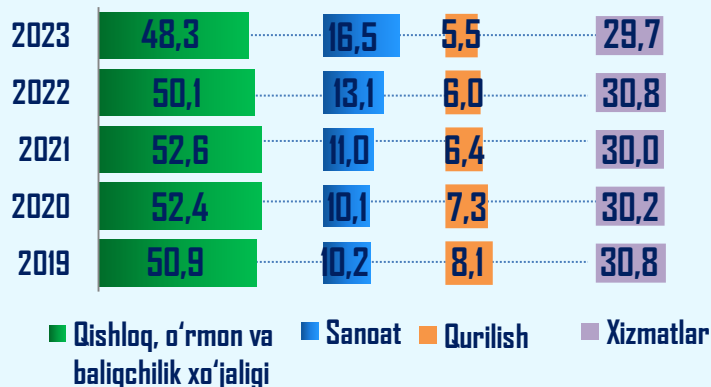


2019-2023- yillarning yanvar-sentabr oylarida aholi jon boshiga YAHM hajmi va o'sish sur'atlari



Hajmi, ming so'm O'sish sur'ati, % da

2019-2023- yillarning yanvar-sentabr oylarida YAHMning tarmoqlar bo'yicha tarkibi (YAQQga nisbatan % da)



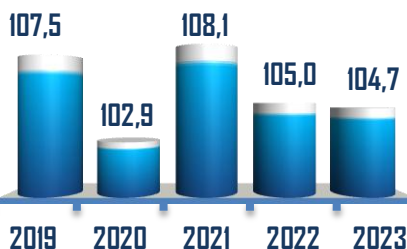
Qishloq, o'rmon va baliqchilik xo'jaligi Sanoat Qurilish Xizmatlar



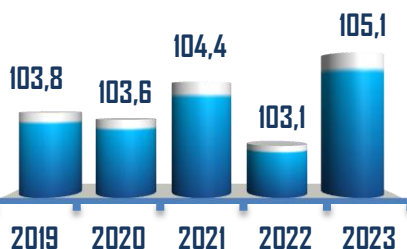
2019-2023- yillarning yanvar-sentabr oylarida YAHM o'sish (kamayish) sur'atlari, o'tgan yilning mos davriga nisbatan % da



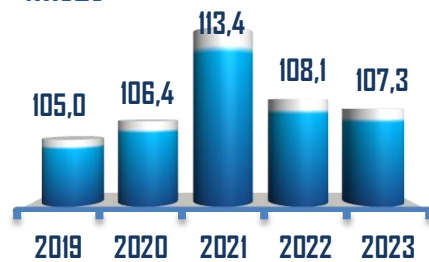
YAHM



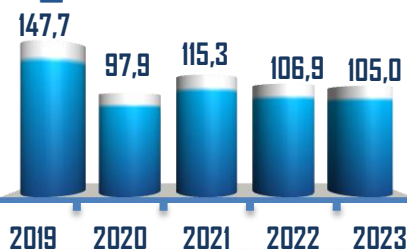
Qishloq, o'rmon va baliqchilik xo'jaligi



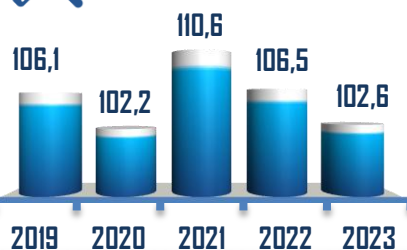
Sanoat



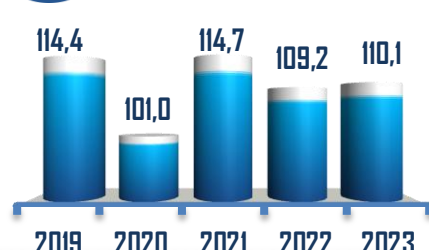
Qurilish



Xizmatlar

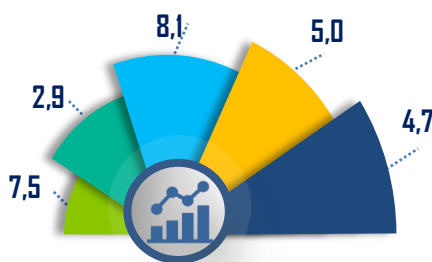


Mahsulotlarga sof soliqlar

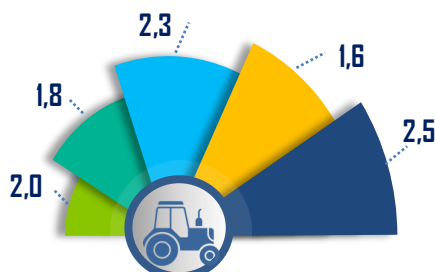


2019-2023- yillarning yanvar-sentabr oylarida YAHM o'sishida tarmoqlarning hissasi (jamiga nisbatan % da)

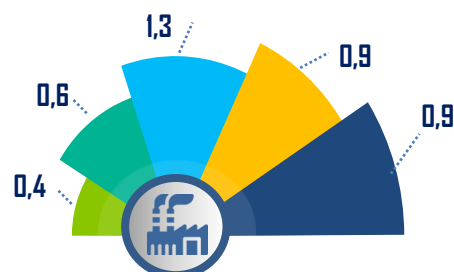
YAHM



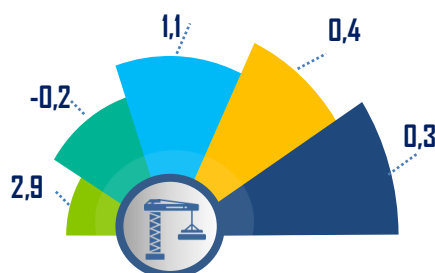
Qishloq, o'rmon va baliqchilik xo'jaligi



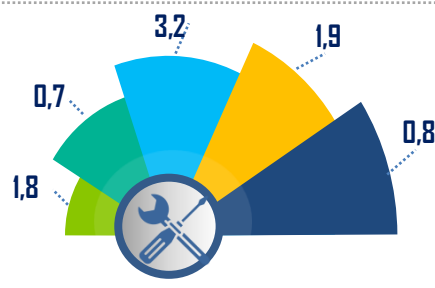
Sanoat



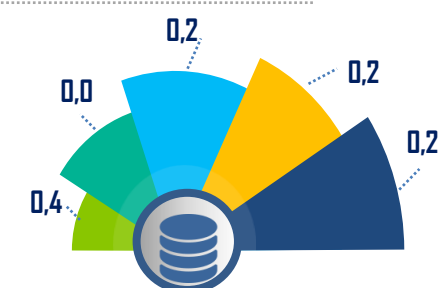
Qurilish



Xizmatlar





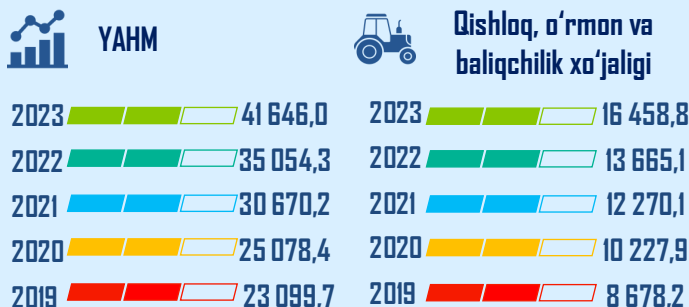
Mahsulotlarga sof soliqlar



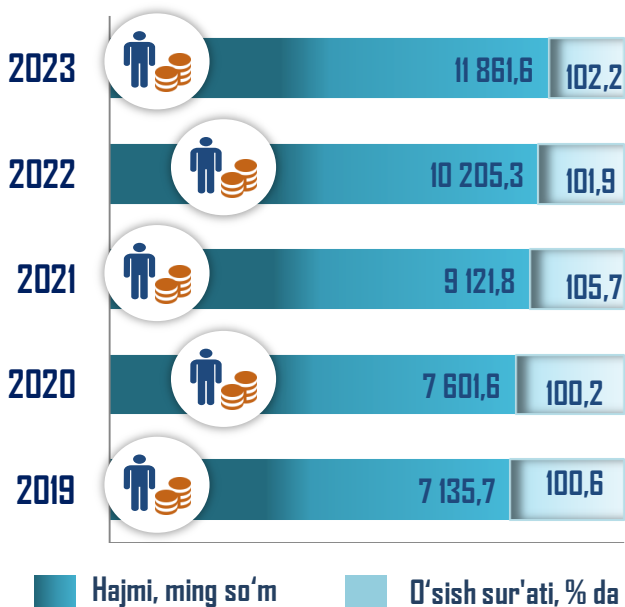
2019 2020 2021 2022 2023

Qashqadaryo viloyatida YAHM hajmi **41 646,0** mlrd. soʻmni tashkil etdi va 2022- yilning yanvar-sentabri bilan taqqoslaganda **4,5 %** ga oʻsdi. YAHMning tarmoqlar tarkibida ijobiy oʻsish surʼatlari: qishloq, oʻrmon va baliqchilik xoʻjaligida **103,6 %** (YAHM tarkibidagi ulushi – **41,0 %**), sanoatda **107,0 %** (**16,9 %**), qurilishda **109,0 %** (**6,8 %**) va xizmatlar sohasida **103,0 %** (**35,3 %**)ni tashkil etdi. Aholi jon boshiga YAHM **2,2 %** ga oʻsdi va **11 861,6** ming soʻmni tashkil etdi.


2019-2023- yillarning yanvar-sentabr oylarida YAHM hajmi, mlrd. soʻm



2019-2023- yillarning yanvar-sentabr oylarida aholi jon boshiga YAHM hajmi va oʻsish surʼatlari



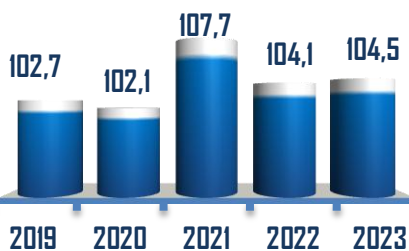
2019-2023- yillarning yanvar-sentabr oylarida YAHMning tarmoqlar boʻyicha tarkibi (YAQQga nisbatan % da)



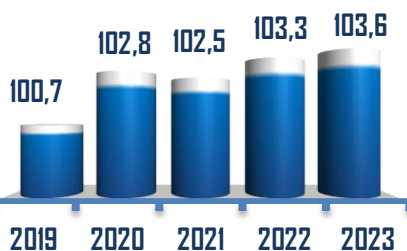
2019-2023- yillarning yanvar-sentabr oylarida YAHM o'sish (kamayish) sur'atlari, o'tgan yilning mos davriga nisbatan % da



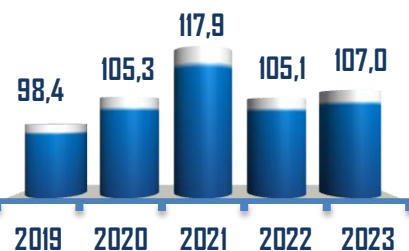
YAHM



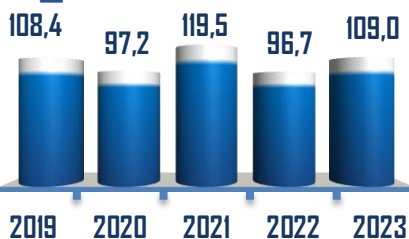
Qishloq, o'rmon va baliqchilik xo'jaligi



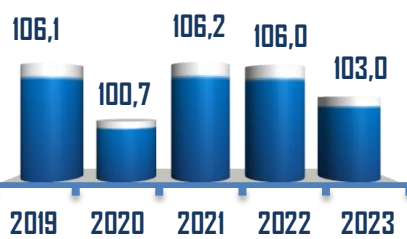
Sanoat



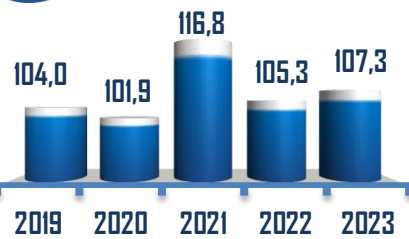
Qurilish



Xizmatlar

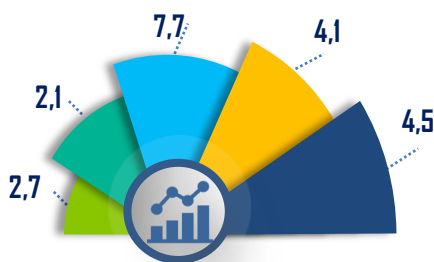


Mahsulotlarga sof soliqlar



2019-2023- yillarning yanvar-sentabr oylarida YAHM o'sishida tarmoqlarning hissi (jamiga nisbatan % da)

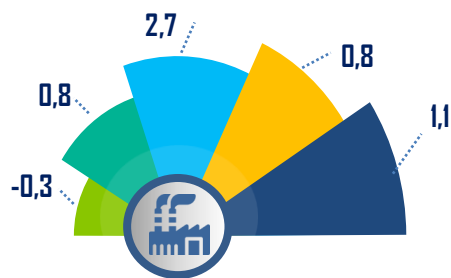
YAHM



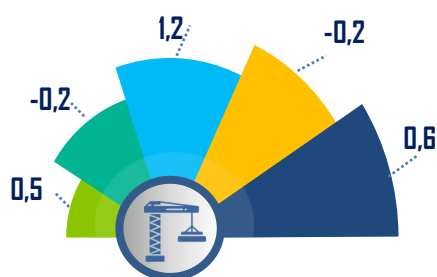
Qishloq, o'rmon va baliqchilik xo'jaligi



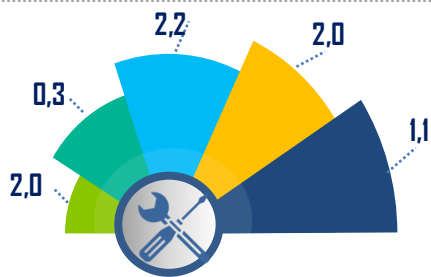
Sanoat



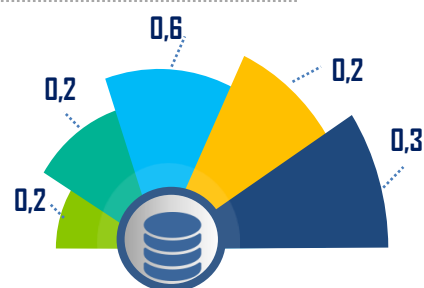
Qurilish



Xizmatlar




Mahsulotlarga sof soliqlar



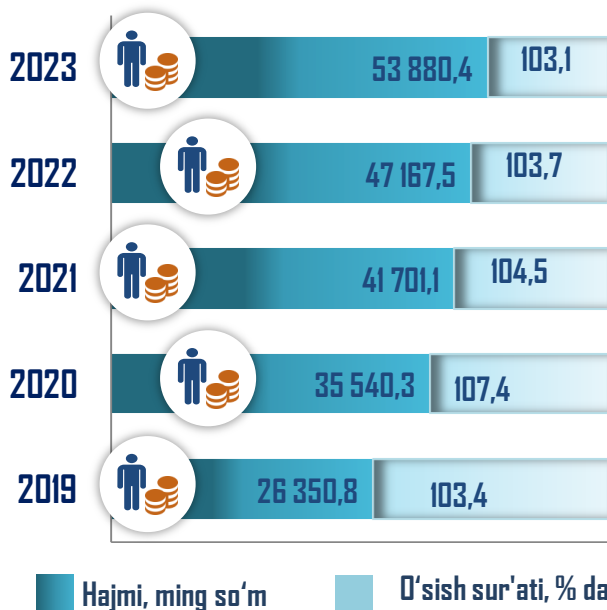
2019 2020 2021 2022 2023

Navoiy viloyatida YAHM hajmi **57 274,8** mlrd. soʻmga yetdi va oʻsish **5,2 %** ni tashkil etdi. YAHMning oʻsishi hudud iqtisodiyoti tarmoqlaridagi ijobiy oʻsish surʼatlari bilan bogʻliqdir. Oʻsish surʼatlari qishloq, oʻrmon va baliqchilik xoʻjaligida **103,6 %** (YAHM tarkibidagi ulushi – **13,7 %**), sanoatda **105,8 %** (**69,8 %**), qurilishda **106,2 %** (**3,7 %**) va xizmatlarda **103,4 %** (**12,8 %**)ni tashkil etdi. Aholi jon boshiga hisoblangan YAHM **3,1 %** ga oʻsdi va **53 880,4** ming soʻmni tashkil etdi.

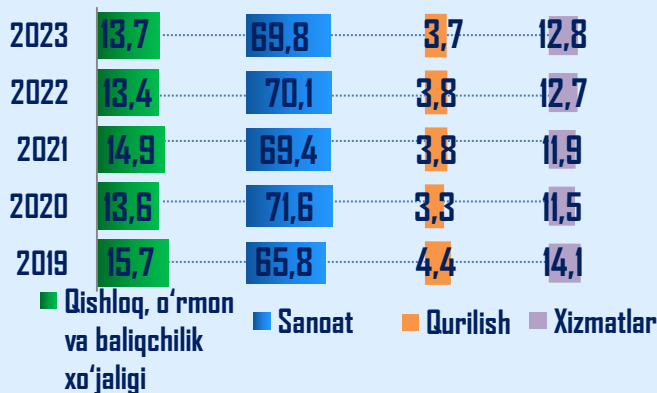
2019-2023- yillarning yanvar-sentabr oylarida YAHM hajmi, mlrd. soʻm



2019-2023- yillarning yanvar-sentabr oylarida aholi jon boshiga YAHM hajmi va oʻsish surʼatlari

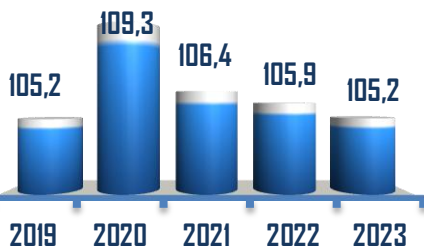


2019-2023- yillarning yanvar-sentabr oylarida YAHMning tarmoqlar boʻyicha tarkibi (YAQQga nisbatan % da)

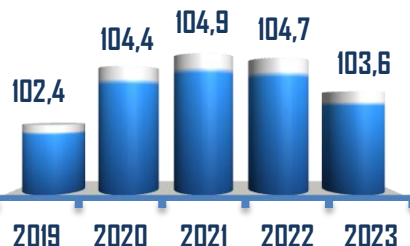


2019-2023- yillarning yanvar-sentabr oylarida YAHM o'sish (kamayish) sur'atlari, o'tgan yilning mos davriga nisbatan % da

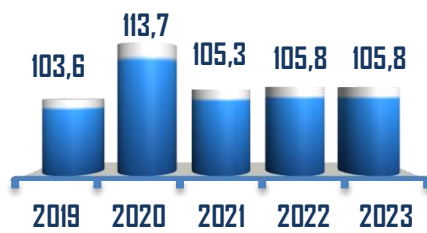
YAHM



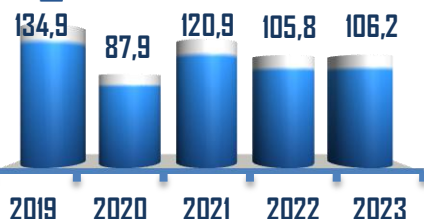
Qishloq, o'rmon va baliqchilik xo'jaligi



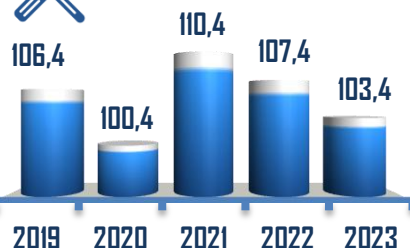
Sanoat



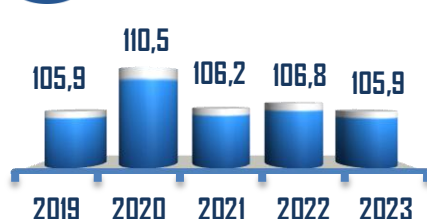
Qurilish



Xizmatlar

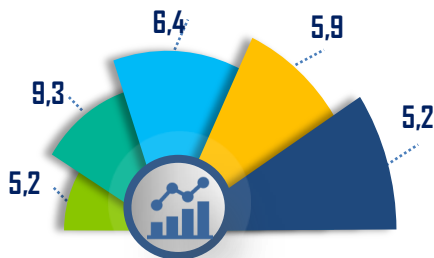


Mahsulotlarga sof soliqlar

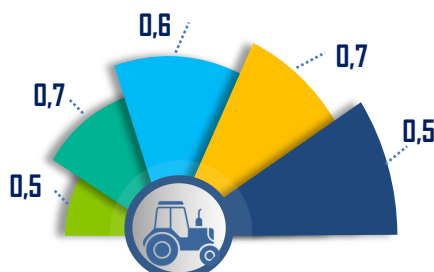


2019-2023- yillarning yanvar-sentabr oylarida YAHM o'sishida tarmoqlarning hissi (jamiga nisbatan % da)

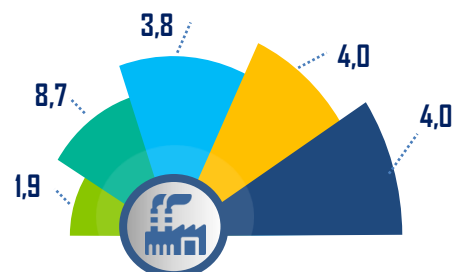
YAHM



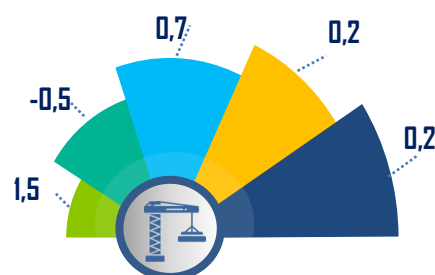
Qishloq, o'rmon va baliqchilik xo'jaligi



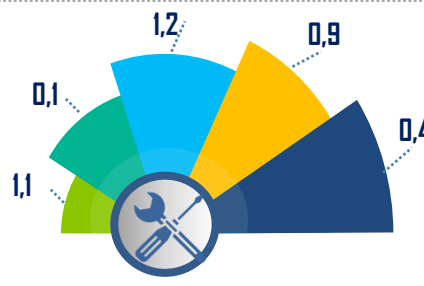
Sanoat



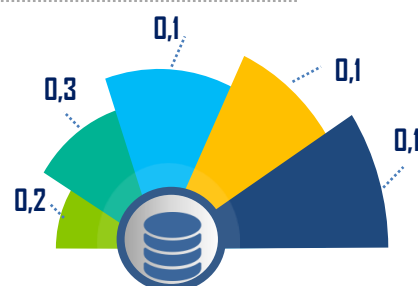
Qurilish



Xizmatlar




Mahsulotlarga sof soliqlar



2019 2020 2021 2022 2023

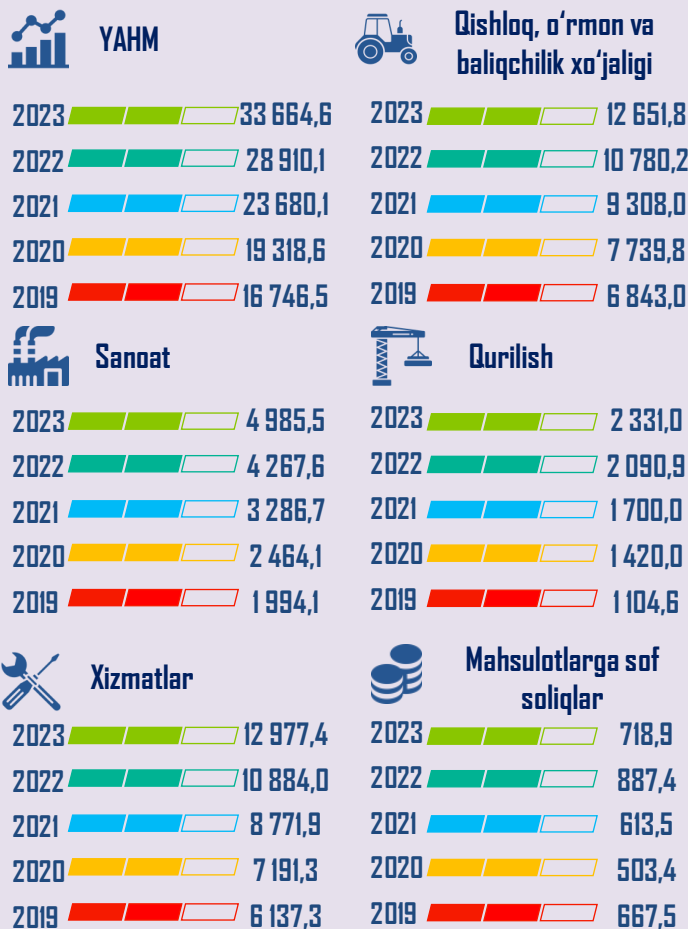
Namangan viloyatida YAHM 33 664,6 mlrd. soʻmni tashkil etdi, bu esa 2022- yilning yanvar-sentabr oylari maʼlumotlariga nisbatan 5,3 % ga koʻpdir. YAHMning oʻsish surʼati qishloq, oʻrmon va baliqchilik xoʻjaligida 104,9 % (YAHM tarkibidagi ulushi – 38,4 %), sanoatda 107,0 % (15,1 %), qurilishda 105,5 % (7,1 %) va xizmatlar sohasida 104,6 % (39,4 %) kuzatilgan ijobiy oʻsish surʼatlari bilan bogʻliqdir. Aholi jon boshiga YAHM 3,0 % ga oʻsdi va 11 135,1 ming soʻmni tashkil etdi.

2019-2023- yillarning yanvar-sentabr oylarida aholi jon boshiga YAHM hajmi va oʻsish surʼatlari




Hajmi, ming soʻm Oʻsish surʼati, % da

2019-2023- yillarning yanvar-sentabr oylarida YAHM hajmi, mlrd. soʻm



2019-2023- yillarning yanvar-sentabr oylarida YAHMning tarmoqlar boʻyicha tarkibi (YAQQga nisbatan % da)



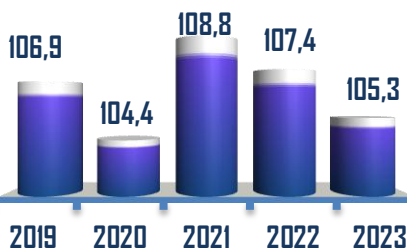
Qishloq, oʻrmon va baliqchilik xoʻjaligi Sanoat Qurilish Xizmatlar



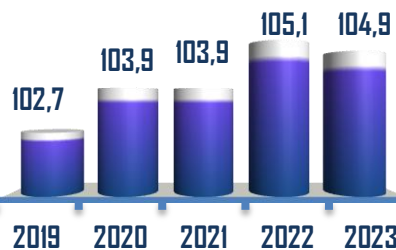
2019-2023- yillarning yanvar-sentabr oylarida YAHM o'sish sur'atlari, o'tgan yilning mos davriga nisbatan % da



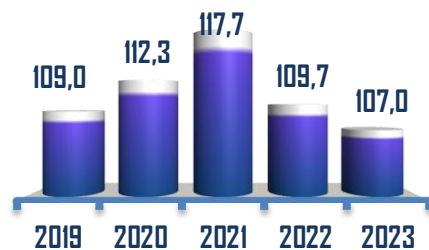
YAHM



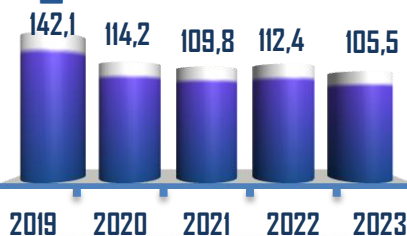
Qishloq, o'rmon va baliqchilik xo'jaligi



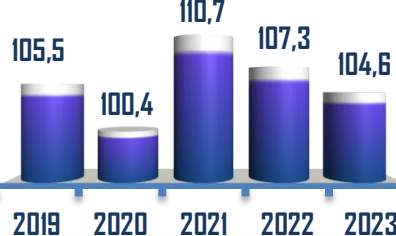
Sanoat



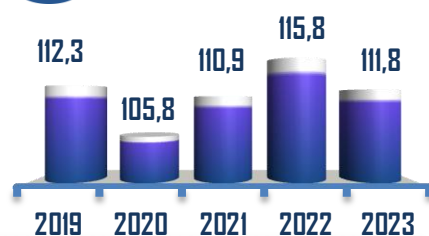
Qurilish



Xizmatlar

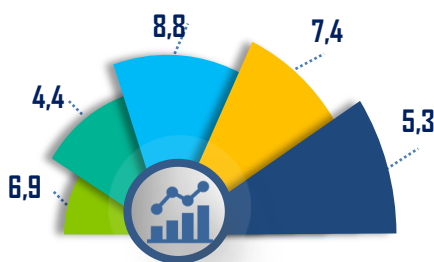


Mahsulotlarga sof soliqlar

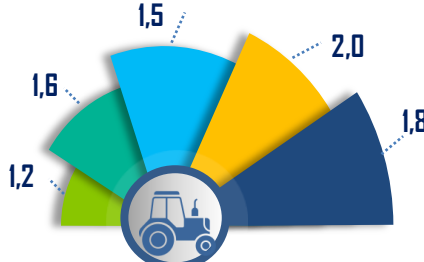


2019-2023- yillarning yanvar-sentabr oylarida YAHM o'sishida tarmoqlarning hissasi (jamiga nisbatan % da)

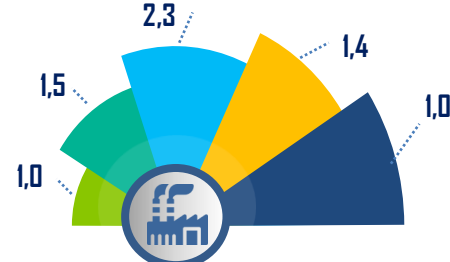
YAHM



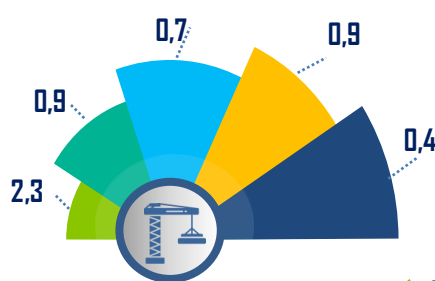
Qishloq, o'rmon va baliqchilik xo'jaligi



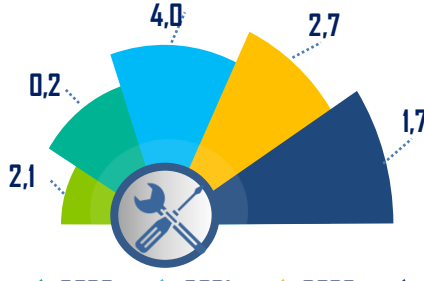
Sanoat



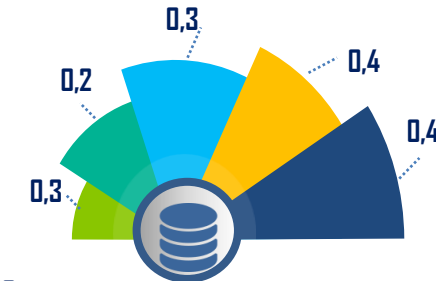
Qurilish



Xizmatlar



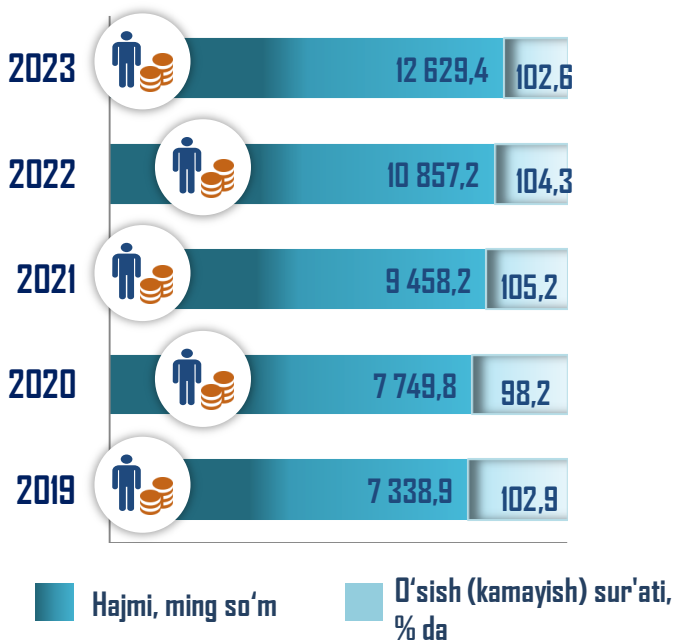
Mahsulotlarga sof soliqlar



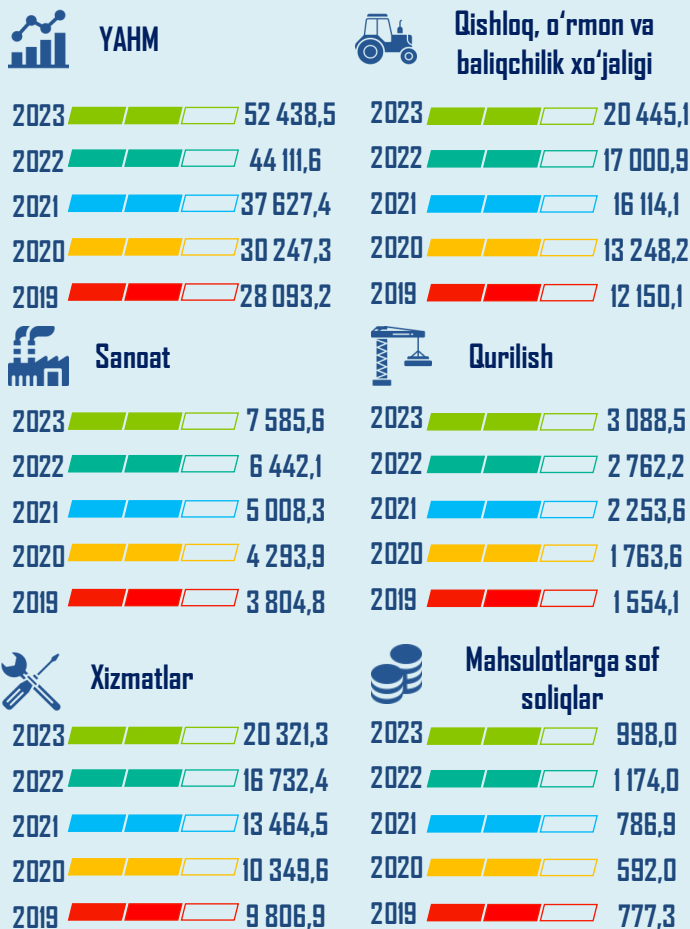
2019 2020 2021 2022 2023

Samarqand viloyatida YAHM hajmi **52 438,5** mlrd. soʻmni tashkil etdi va bu esa 2022- yilning yanvar-sentabr oylari maʼlumotlariga nisbatan **4,8 %** ga koʻpdir. Ushbu hududda qishloq, oʻrmon va baliqchilik xoʻjaligida **103,1 %** (YAHM tarkibidagi ulushi – **39,7 %**), sanoatda **105,6 %** (**14,7 %**), qurilishda **107,0 %** (**6,0 %**) va xizmatlar sohasida **105,7 %** (**39,6 %**) oʻsish surʼatlari kuzatildi. Aholi jon boshiga YAHM **2,6 %** ga koʻpaydi va **12 629,4** ming soʻmni tashkil etdi.


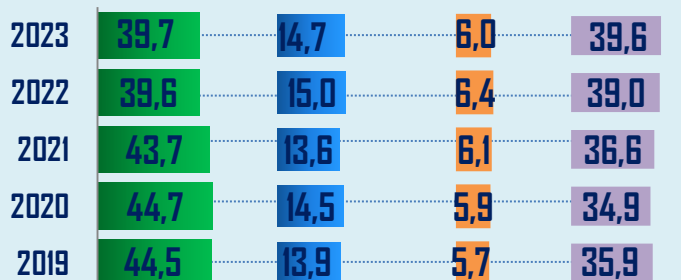
2019-2023- yillarning yanvar-sentabr oylarida aholi jon boshiga YAHM hajmi va oʻsish (kamayish) surʼatlari



2019-2023- yillarning yanvar-sentabr oylarida YAHM hajmi, mlrd. soʻm



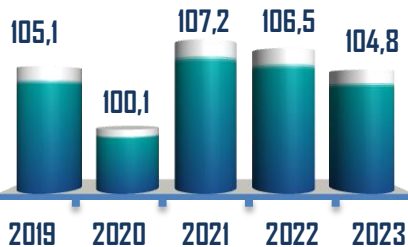
2019-2023- yillarning yanvar-sentabr oylarida YAHMning tarmoqlar boʻyicha tarkibi (YAQQga nisbatan % da)



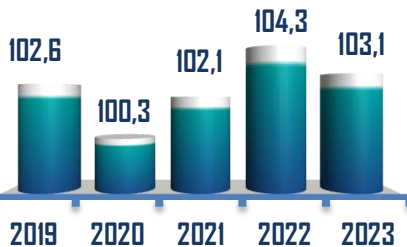
2019-2023- yillarning yanvar-sentabr oylarida YAHM o'sish (kamayish) sur'atlari, o'tgan yilning mos davriga nisbatan % da



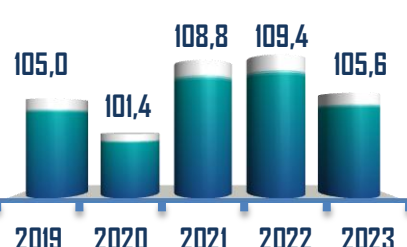
YAHM



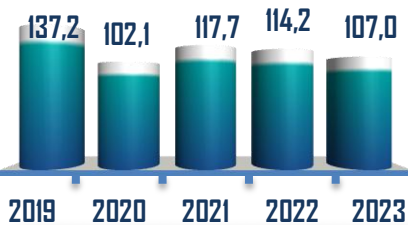
Qishloq, o'rmon va baliqchilik xo'jaligi



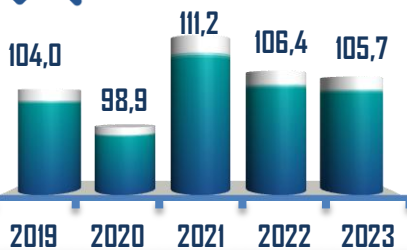
Sanoat



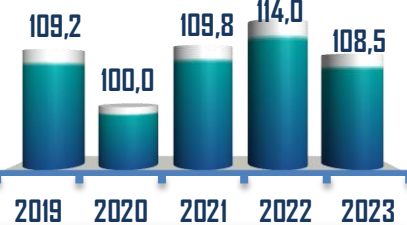
Qurilish



Xizmatlar

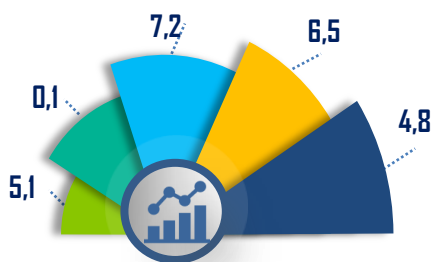


Mahsulotlarga sof soliqlar

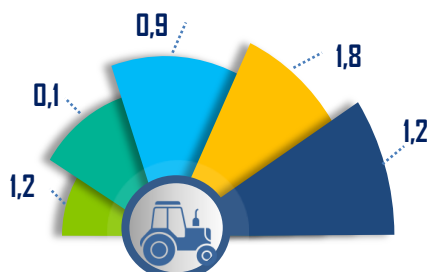


2019-2023- yillarning yanvar-sentabr oylarida YAHM o'sishida tarmoqlarning hissasi (jamiga nisbatan % da)

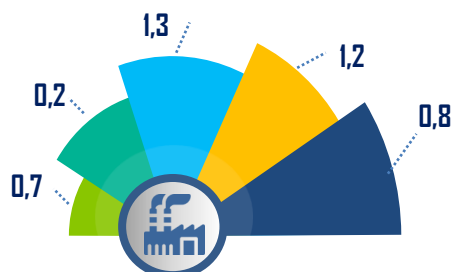
YAHM



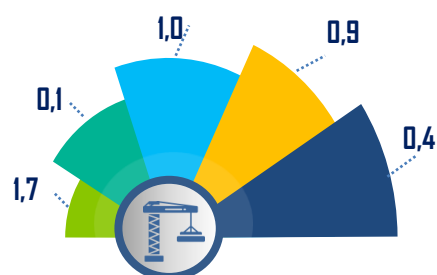
Qishloq, o'rmon va baliqchilik xo'jaligi



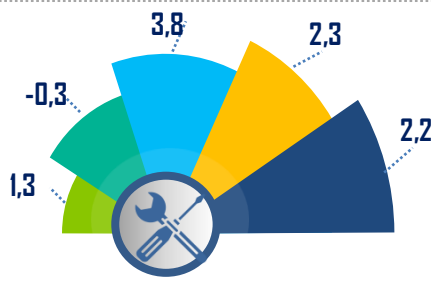
Sanoat



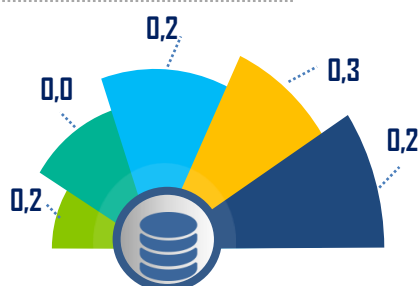
Qurilish



Xizmatlar



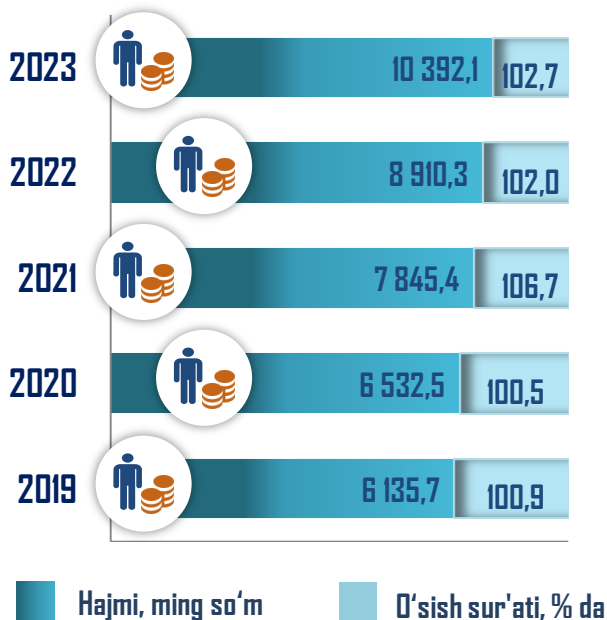
Mahsulotlarga sof soliqlar



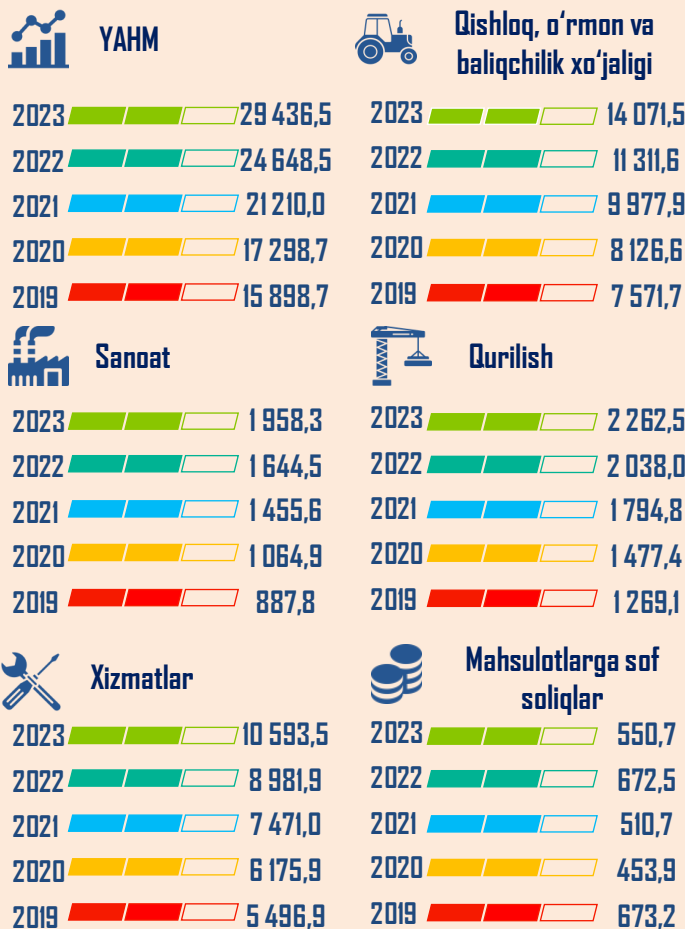
2019 2020 2021 2022 2023

Surxondaryo viloyatida YAHM 5,2 % ga o'sdi va **29 436,5** mlrd. so'mni tashkil etdi. YAHMning o'sishiga qishloq, o'rmon va baliqchilik xo'jaligida **106,4** % (YAHM tarkibidagi ulushi – **48,7** %), sanoatda **105,0** % (**6,8** %), qurilishda **105,3** % (**7,8** %) va xizmatlar sohasida **103,0** % (**36,7** %) kuzatilgan ijobiy o'sish sur'atlari ta'sir qildi. Aholi jon boshiga YAHM **10 392,1** ming so'mni tashkil etdi va **2,7** % ga o'sdi.


2019-2023- yillarning yanvar-sentabr oylarida aholi jon boshiga YAHM hajmi va o'sish sur'atlari



2019-2023- yillarning yanvar-sentabr oylarida YAHM hajmi, mlrd. so'm



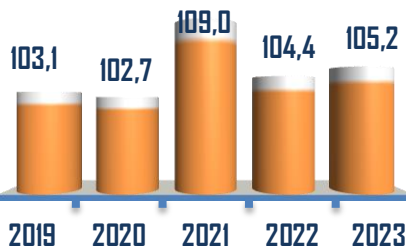
2019-2023- yillarning yanvar-sentabr oylarida YAHMning tarmoqlar bo'yicha tarkibi (YAQQga nisbatan % da)



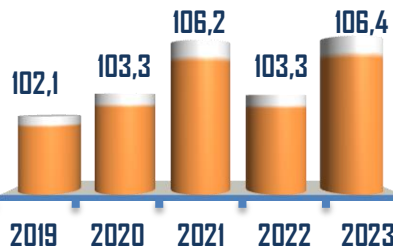
2019-2023- yillarning yanvar-sentabr oylarida YAHM o'sish (kamayish) sur'atlari, o'tgan yilning mos davriga nisbatan % da



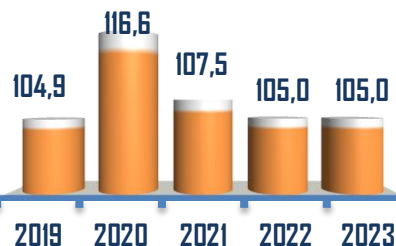
YAHM



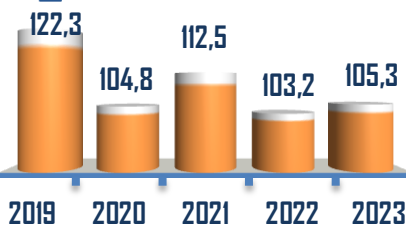
Qishloq, o'rmon va baliqchilik xo'jaligi



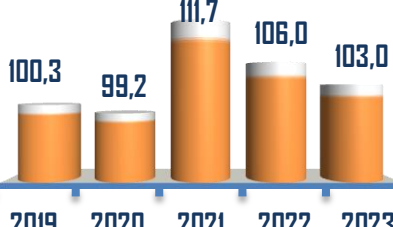
Sanoat



Qurilish



Xizmatlar

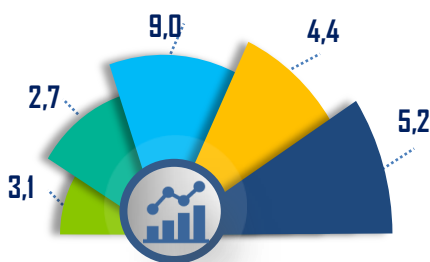


Mahsulotlarga sof soliqlar

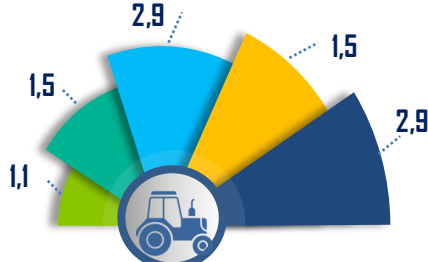


2019-2023- yillarning yanvar-sentabr oylarida YAHM o'sishida tarmoqlarning hissi (jamiga nisbatan % da)

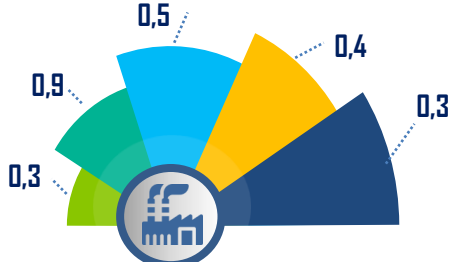
YAHM



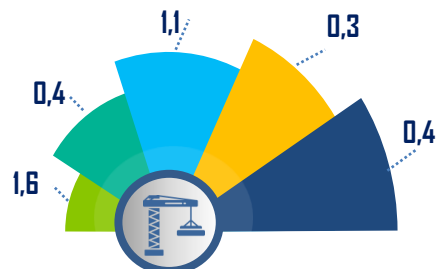
Qishloq, o'rmon va baliqchilik xo'jaligi



Sanoat



Qurilish



Xizmatlar

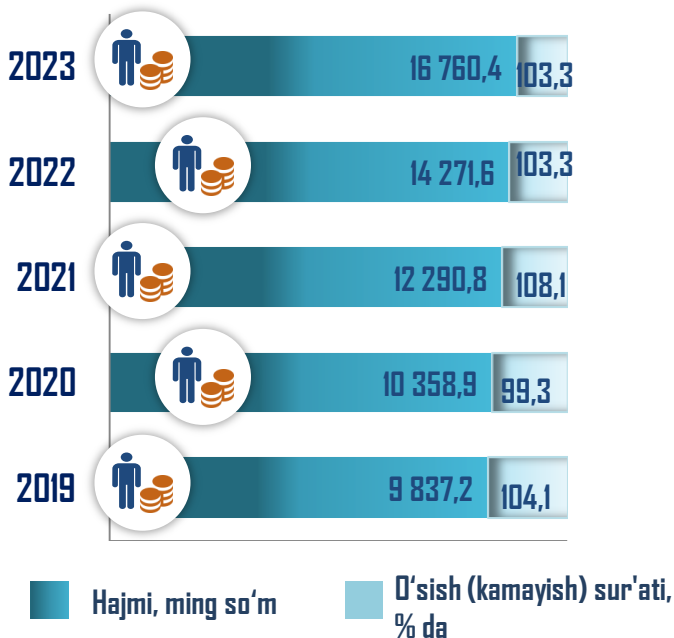


Mahsulotlarga sof soliqlar

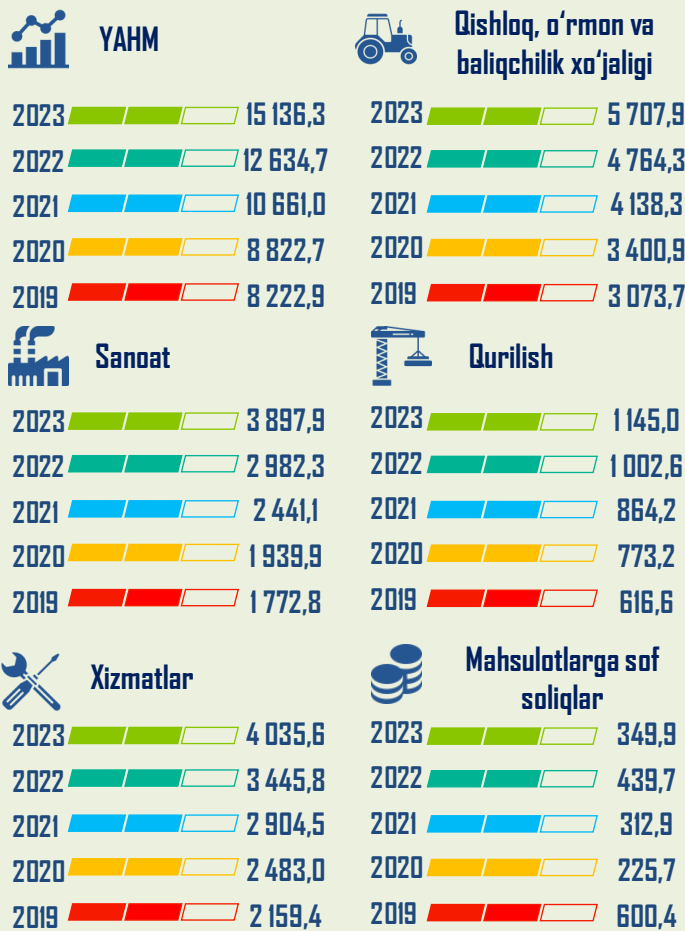


Sirdaryo viloyatida YAHM hajmi 15 136,3 mlrd. so'mni tashkil etdi va 2022- yilning yanvar-sentabr oylari ma'lumotlari bilan taqqoslaganda 5,4 % ga ko'paydi. YAHMning o'sishiga qishloq, o'rmon va baliqchilik xo'jaligida **106,7 %** (YAHM tarkibidagi ulushi – **38,6 %**), sanoatda **107,1 %** (**26,4 %**), qurilishda **100,3 %** (**7,7 %**) va xizmatlar sohasida **103,3 %** (**27,3 %**) kuzatilgan ijobiy o'sish sur'atlari ta'sir qildi. Aholi jon boshiga YAHM **16 760,4** ming so'mni tashkil etdi va **3,3 %** ga o'sdi.

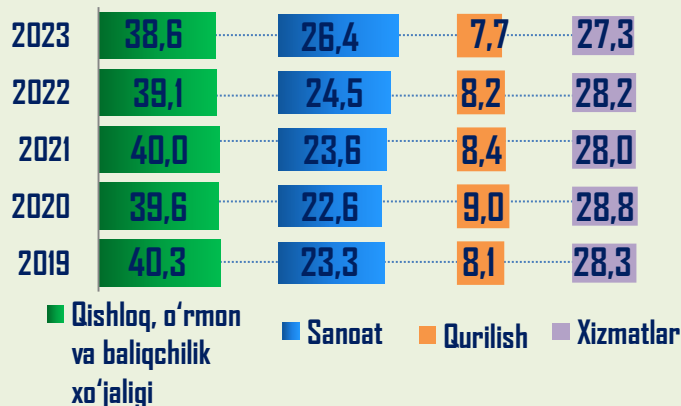
2019-2023- yillarning yanvar-sentabr oylarida aholi jon boshiga YAHM hajmi va o'sish (kamayish) sur'atlari



2019-2023- yillarning yanvar-sentabr oylarida YAHM hajmi, mlrd. so'm



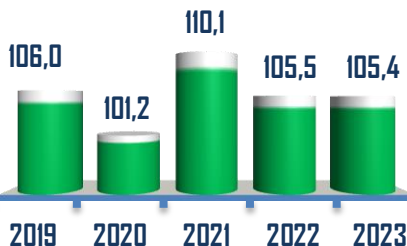
2019-2023- yillarning yanvar-sentabr oylarida YAHMning tarmoqlar bo'yicha tarkibi (YAQQga nisbatan % da)



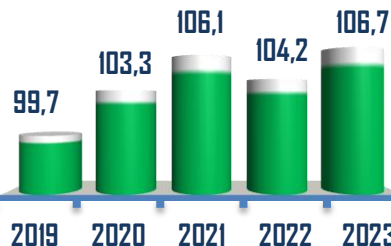
2019-2023- yillarning yanvar-sentabr oylarida YAHM o'sish (kamayish) sur'atlari, o'tgan yilning mos davriga nisbatan % da



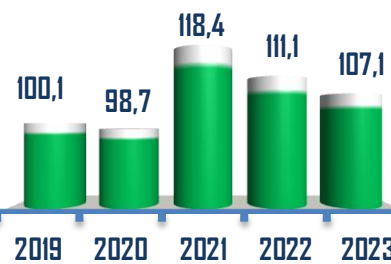
YAHM



Qishloq, o'rmon va baliqchilik xo'jaligi



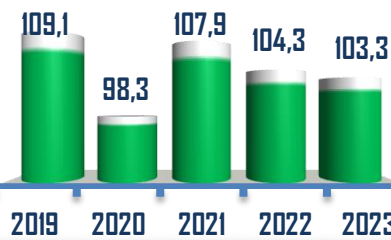
Sanoat



Qurilish



Xizmatlar

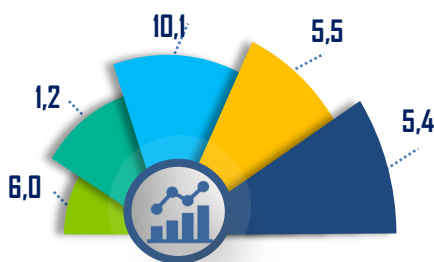


Mahsulotlarga sof soliqlar

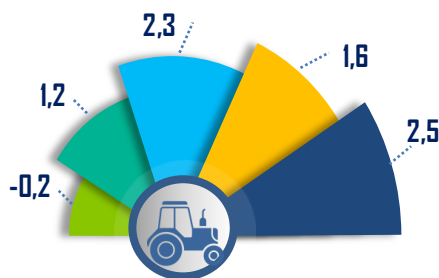


2019-2023- yillarning yanvar-sentabr oylarida YAHM o'sishida tarmoqlarning hissi (jamiga nisbatan % da)

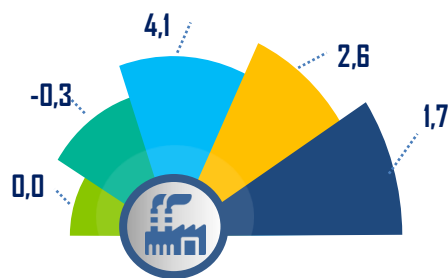
YAHM



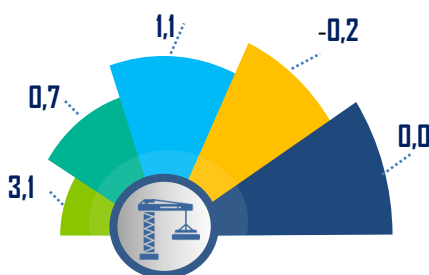
Qishloq, o'rmon va baliqchilik xo'jaligi



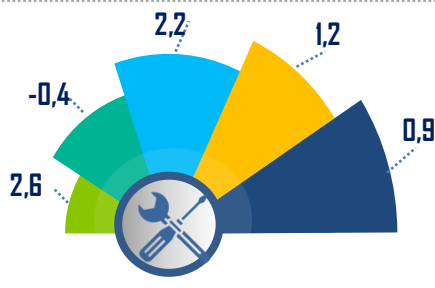
Sanoat



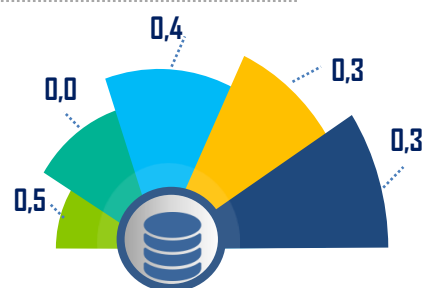
Qurilish



Xizmatlar



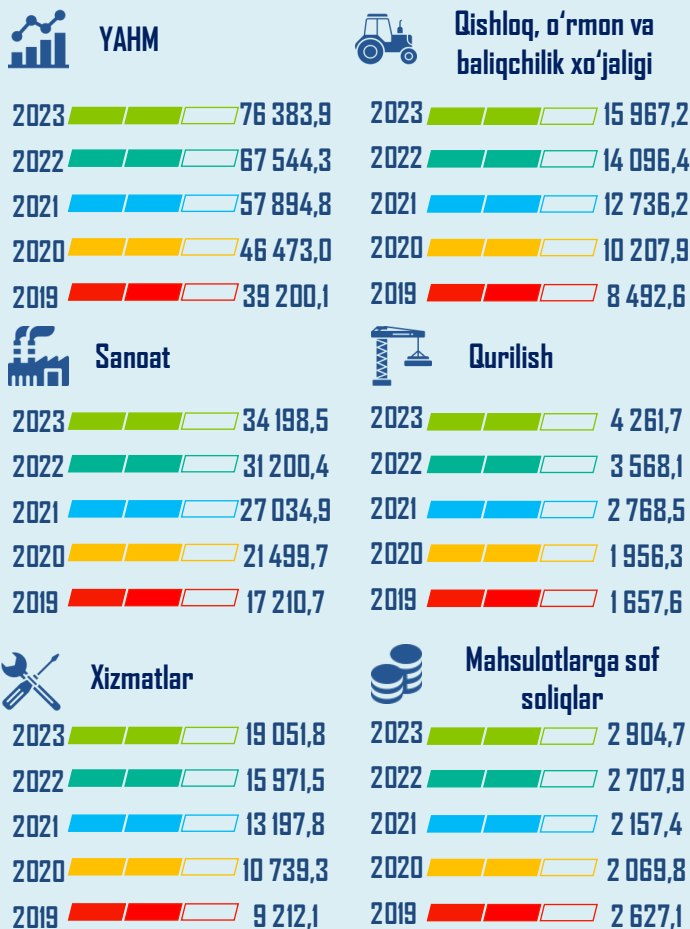
Mahsulotlarga sof soliqlar




2019 2020 2021 2022 2023

Toshkent viloyatida YAHM 3,6 % ga o'sgan holda 76 383,9 mlrd. so'mni tashkil etdi. Ushbu hududda qishloq, o'rmon va baliqchilik xo'jaligida **102,1 %** (YAHM tarkibidagi ulushi – **21,7 %**), sanoatda **103,6 %** (**46,5 %**), qurilishda **107,3 %** (**5,8 %**) va xizmatlar sohasida **104,3 %** (**26,0 %**) ijobiy o'sish sur'atlari kuzatildi. Aholi jon boshiga YAHM 2022- yilning yanvar-sentabriga nisbatan **1,7 %** ga o'sdi va **25 335,5** ming so'mni tashkil etdi.

2019-2023- yillarning yanvar-sentabr oylarida YAHM hajmi, mlrd. so'm

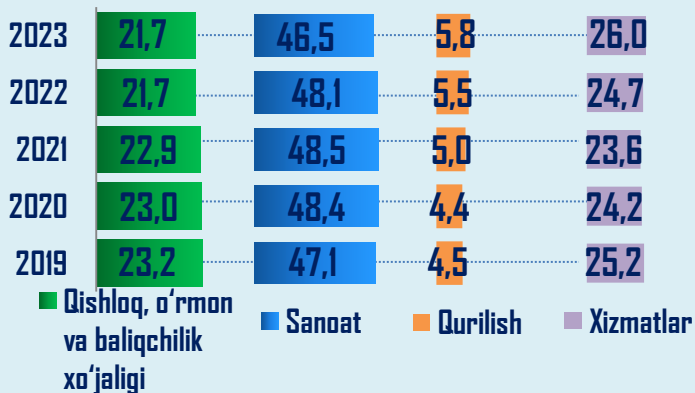


2019-2023- yillarning yanvar-sentabr oylarida aholi jon boshiga YAHM hajmi va o'sish sur'atlari



■ Hajmi, ming so'm ■ O'sish sur'ati, % da

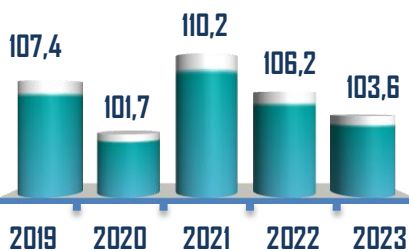
2019-2023- yillarning yanvar-sentabr oylarida YAHMning tarmoqlar bo'yicha tarkibi (YAQQga nisbatan % da)



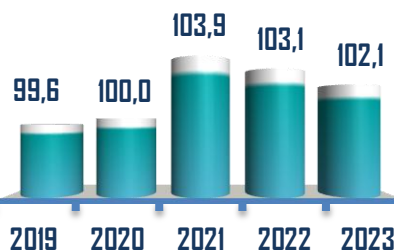
2019-2023- yillarning yanvar-sentabr oylarida YAHM o'sish (kamayish) sur'atlari, o'tgan yilning mos davriga nisbatan % da



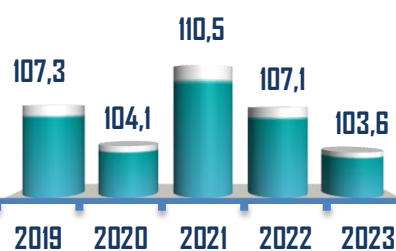
YAHM



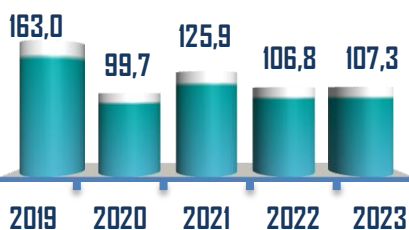
Qishloq, o'rmon va baliqchilik xo'jaligi



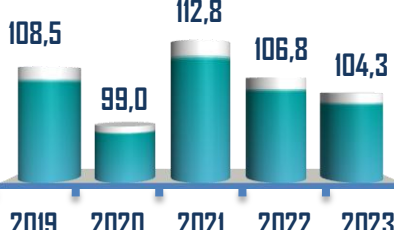
Sanoat



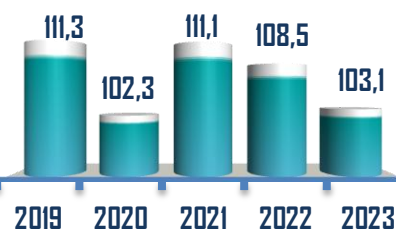
Qurilish



Xizmatlar

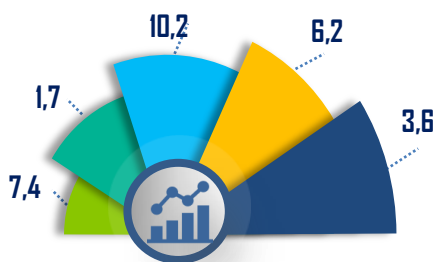


Mahsulotlarga sof soliqlar

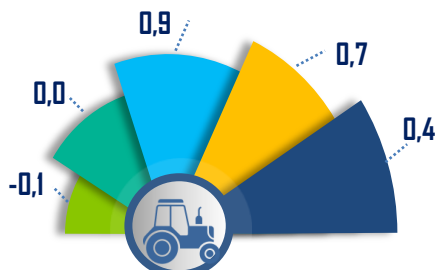


2019-2023- yillarning yanvar-sentabr oylarida YAHM o'sishida tarmoqlarning hissi (jamiga nisbatan % da)

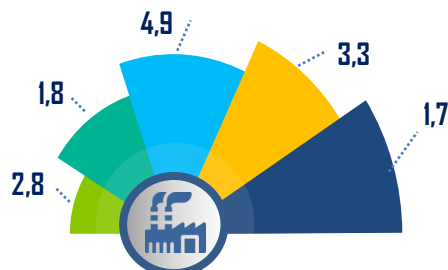
YAHM



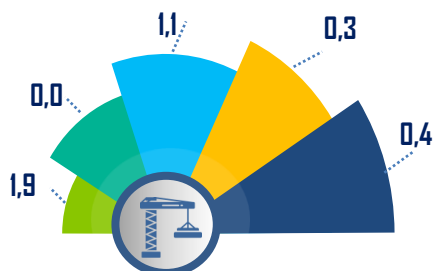
Qishloq, o'rmon va baliqchilik xo'jaligi



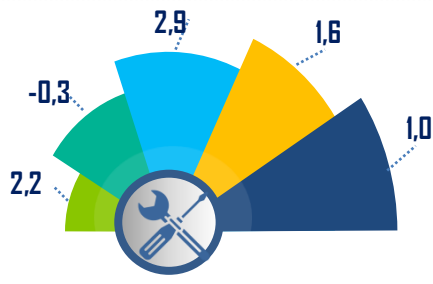
Sanoat



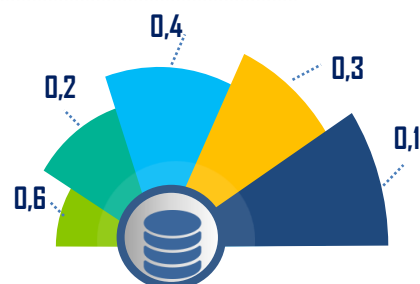
Qurilish



Xizmatlar



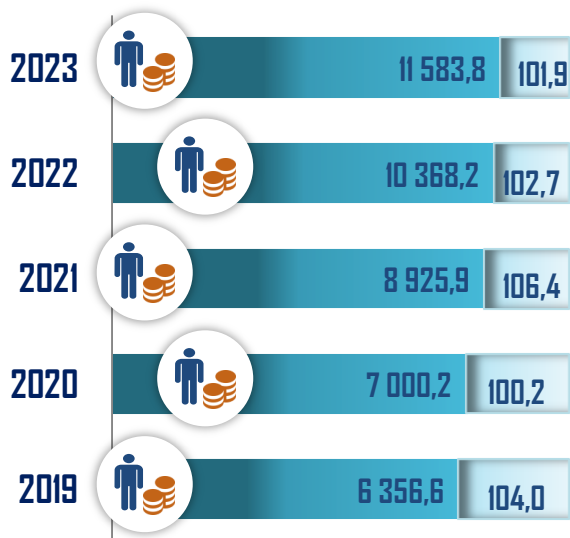
Mahsulotlarga sof soliqlar



2019 2020 2021 2022 2023


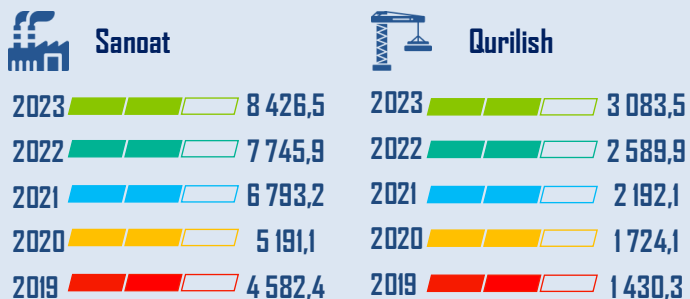
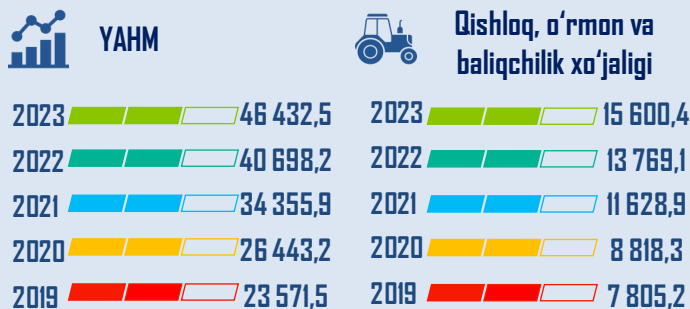
Farg'ona viloyatida YAHM hajmi 4,0 % ga o'sdi va 46 432,5 mlrd. so'mni tashkil etdi. O'sish sur'ati qishloq, o'rmon va baliqchilik xo'jaligida 103,2 % (YAHM tarkibidagi ulushi – 34,5 %), sanoatda 103,6 % (18,6 %), qurilishda 112,7 % (6,8 %) va xizmatlar sohasida 103,2 % (40,1 %)ni tashkil etdi. Aholi jon boshiga YAHM 1,9 % ga o'sdi va 11 583,8 ming so'mni tashkil etdi.

2019-2023- yillarning yanvar-sentabr oylarida aholi jon boshiga YAHM hajmi va o'sish sur'atlari

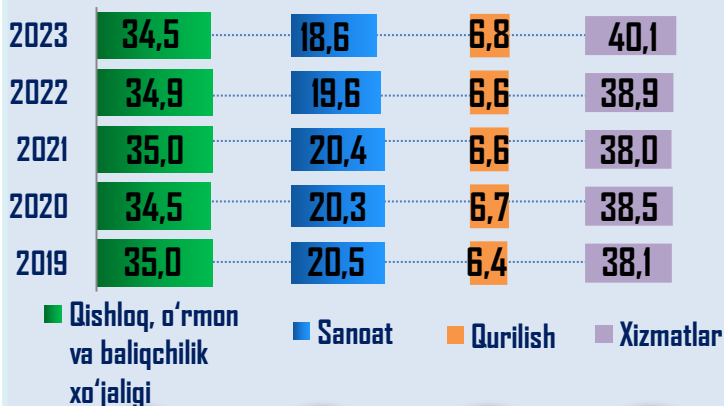


Hajmi, ming so'm O'sish sur'ati, % da

2019-2023- yillarning yanvar-sentabr oylarida YAHM hajmi, mlrd. so'm



2019-2023- yillarning yanvar-sentabr oylarida YAHMning tarmoqlar bo'yicha tarkibi (YAQQga nisbatan % da)



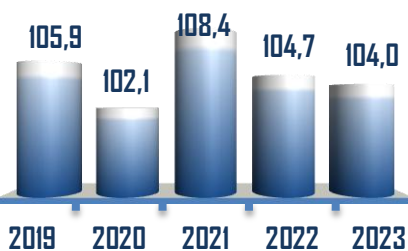
Qishloq, o'rmon va baliqchilik xo'jaligi Sanoat Qurilish Xizmatlar



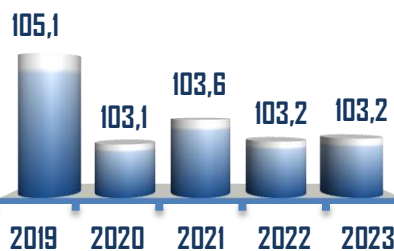
2019-2023- yillarning yanvar-sentabr oylarida YAHM o'sish sur'atlari, o'tgan yilning mos davriga nisbatan % da



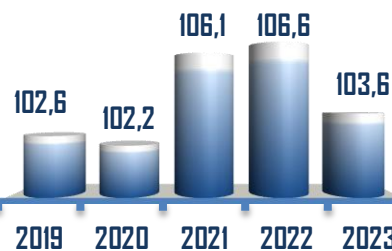
YAHM



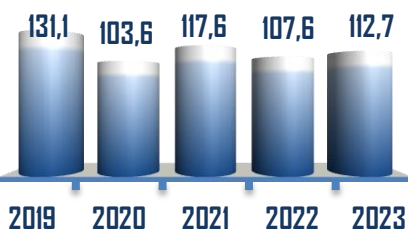
Qishloq, o'rmon va baliqchilik xo'jaligi



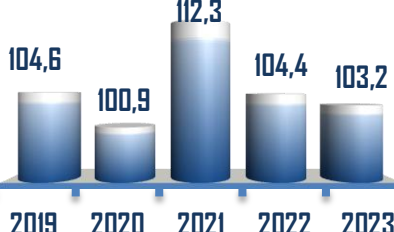
Sanoat



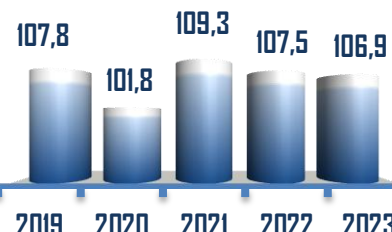
Qurilish



Xizmatlar

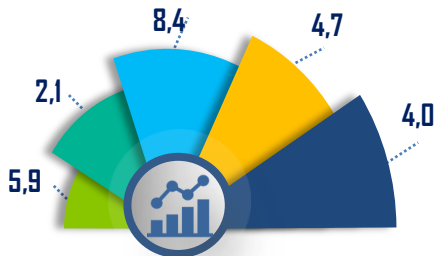


Mahsulotlarga sof soliqlar

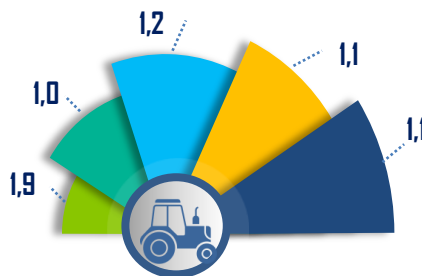


2019-2023- yillarning yanvar-sentabr oylarida YAHM o'sishida tarmoqlarning hissi (jamiga nisbatan % da)

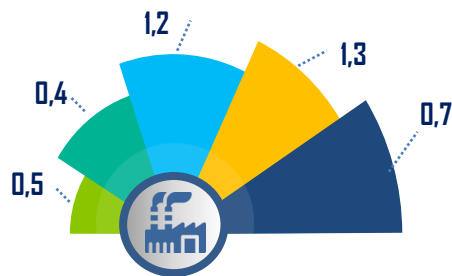
YAHM



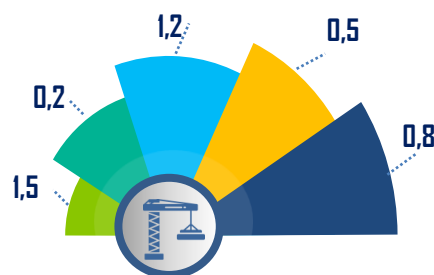
Qishloq, o'rmon va baliqchilik xo'jaligi



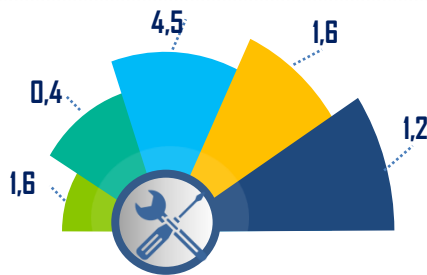
Sanoat



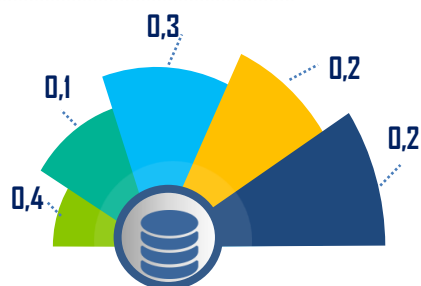
Qurilish



Xizmatlar




Mahsulotlarga sof soliqlar



2019 2020 2021 2022 2023

Xorazm viloyatida YAHM hajmi 5,0 % ga o'sdi va **26 092,0** mlrd. so'mni tashkil etdi. YAHMning o'sishi qishloq, o'rmon va baliqchilik xo'jaligida **106,2 %** (YAHM tarkibidagi ulushi – 44,2 %), sanoatda **105,8 %** (14,6 %), qurilishda **102,9 %** (7,0 %) va xizmatlar sohasida **102,8 %** (34,2 %)ni tashkil etdi. Aholi jon boshiga YAHM **3,1 %** ga o'sdi va **13 238,6** ming so'mni tashkil etdi.

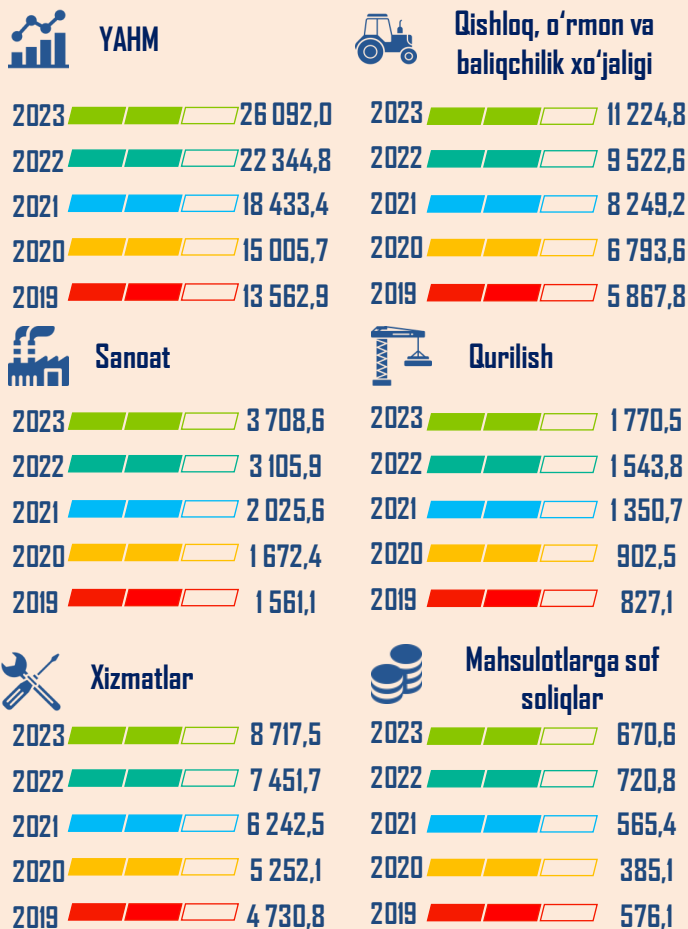
2019-2023- yillarning yanvar-sentabr oylarida aholi jon boshiga YAHM hajmi va o'sish sur'atlari



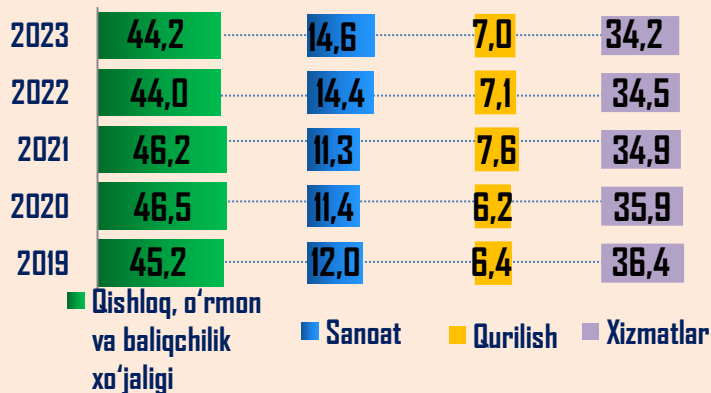
Hajmi, ming so'm

O'sish sur'ati, % da

2019-2023- yillarning yanvar-sentabr oylarida YAHM hajmi, mlrd. so'm



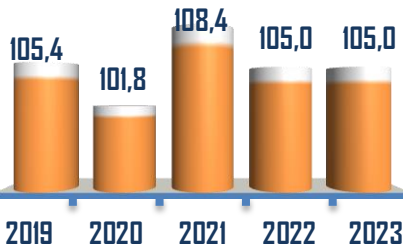
2019-2023- yillarning yanvar-sentabr oylarida YAHMning tarmoqlar bo'yicha tarkibi (YAQQga nisbatan % da)



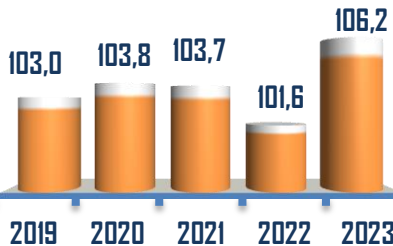
2019-2023- yillarning yanvar-sentabr oylarida YAHM o'sish (kamayish) sur'atlari, o'tgan yilning mos davriga nisbatan % da



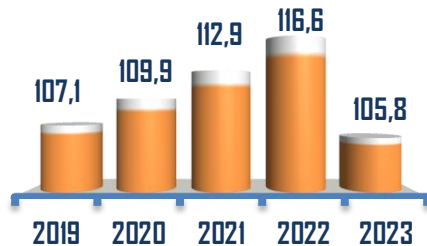
YAHM



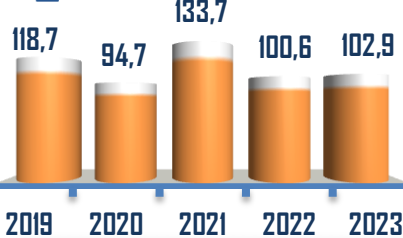
Qishloq, o'rmon va baliqchilik xo'jaligi



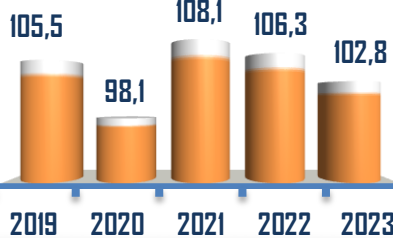
Sanoat



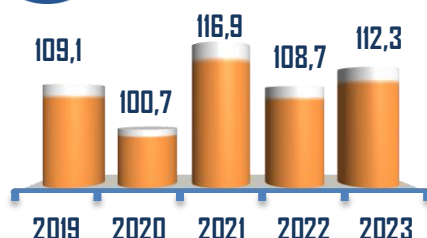
Qurilish



Xizmatlar

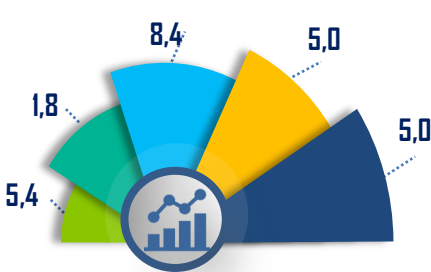


Mahsulotlarga sof soliqlar

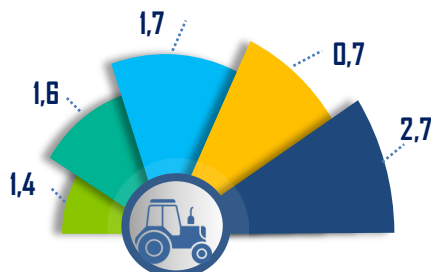


2019-2023- yillarning yanvar-sentabr oylarida YAHM o'sishida tarmoqlarning hissi (jamiga nisbatan % da)

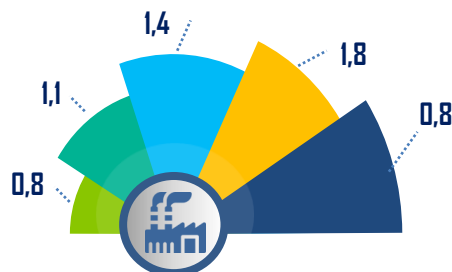
YAHM



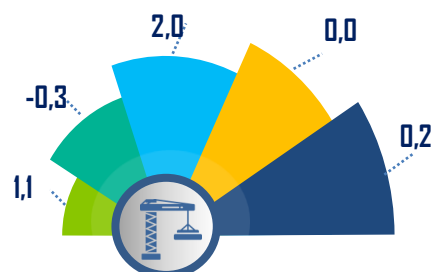
Qishloq, o'rmon va baliqchilik xo'jaligi



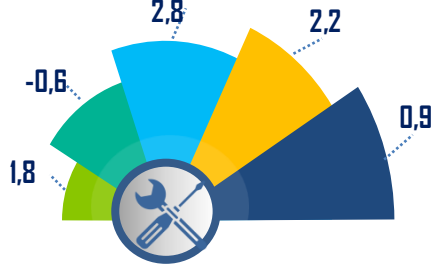
Sanoat



Qurilish



Xizmatlar



Mahsulotlarga sof soliqlar



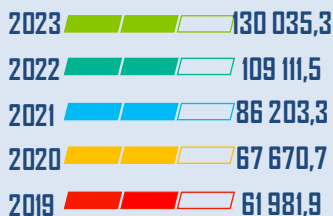
2019 2020 2021 2022 2023

Toshkent shahrida YAHM hajmi 130 035,3 mlrd. soʻmni tashkil etdi va 2022- yilning yanvar-sentabr oylari bilan taqqoslaganda **8,6 %** ga oʻsdi. Sanoat tarmogʻida **105,0 %** (YAHM tarkibidagi ulushi – **30,3 %**), qurilishda **100,2 % (9,4 %)** va xizmatlar sohasida **111,8 % (60,3 %)** oʻsish surʼatlari kuzatildi. Aholi jon boshiga YAHM **43 513,4** ming soʻmni tashkil etdi va **5,3 %** ga oʻsdi.

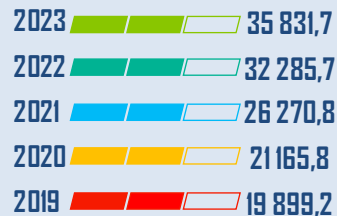
2019-2023- yillarning yanvar-sentabr oylarida YAHM hajmi, mlrd. soʻm



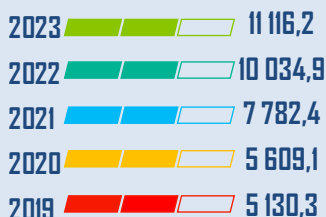
YAHM



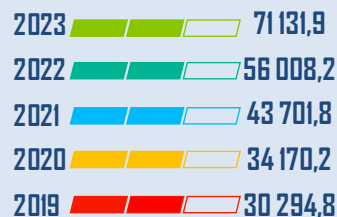
Sanoat



Qurilish



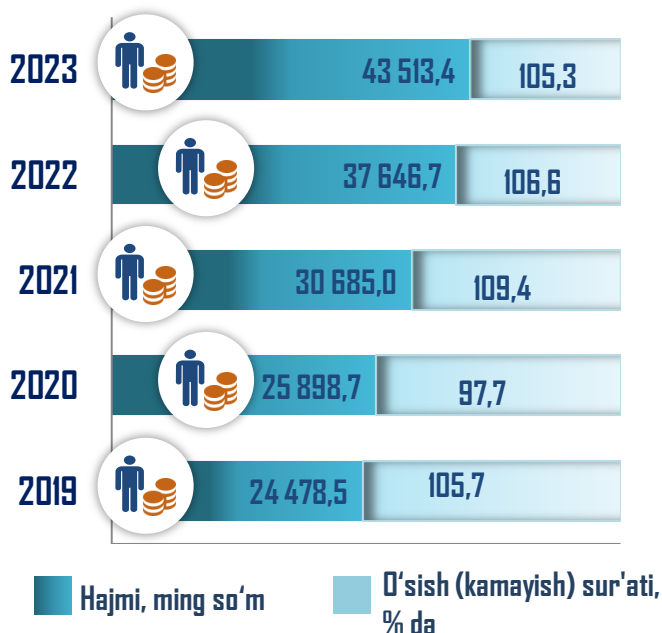
Xizmatlar




Mahsulotlarga sof soliqlar



2019-2023- yillarning yanvar-sentabr oylarida aholi jon boshiga YAHM hajmi va oʻsish (kamayish) surʼatlari



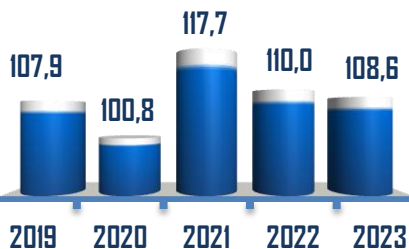
2019-2023- yillarning yanvar-sentabr oylarida YAHMning tarmoqlar boʻyicha tarkibi (YAQQga nisbatan % da)



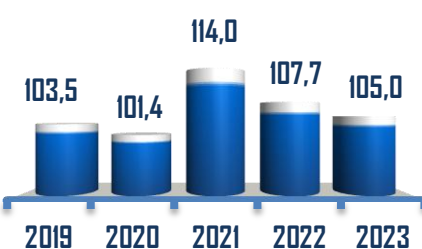
2019-2023- yillarning yanvar-sentabr oylarida YAHM o'sish (kamayish) sur'atlari, o'tgan yilning mos davriga nisbatan % da



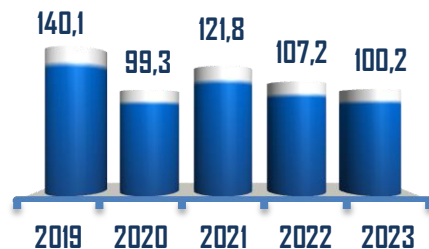
YAHM



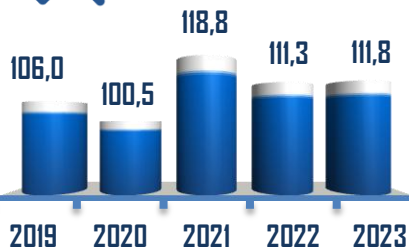
Sanoat



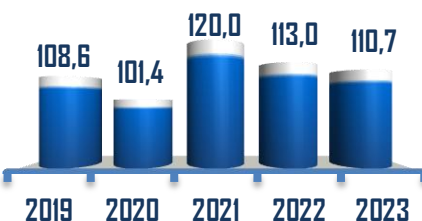
Qurilish



Xizmatlar

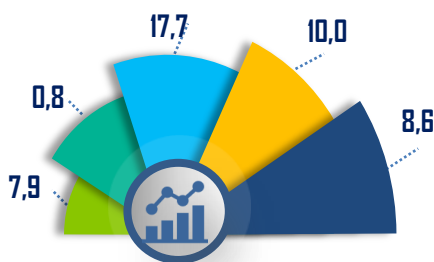


Mahsulotlarga sof soliqlar

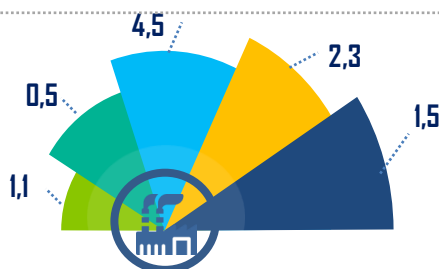


2019-2023- yillarning yanvar-sentabr oylarida YAHM o'sishida tarmoqlarning hisssasi (jamiga nisbatan % da)

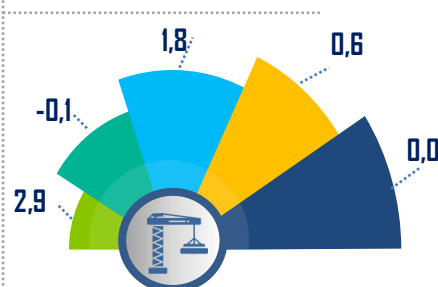
YAHM



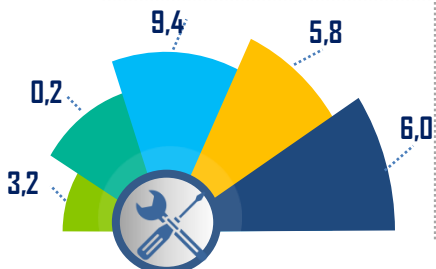
Sanoat



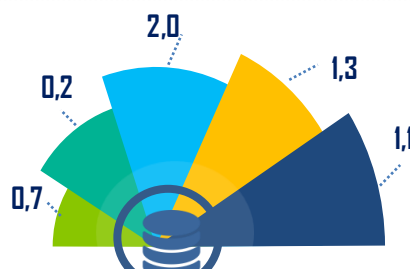
Qurilish



Xizmatlar



Mahsulotlarga sof soliqlar



Makroiqtisodiy indikatorlar
va milliy hisoblar boshqarmasi
Tel.: 71 203-80-28;
71 202-80-30

